

Dada Boom! Dada Bing!
I'm a Thing
I'm Thing 3
Yes that's me!

Some Things About Me, Thing 3



The thing I like to do most at school is

Something I don't like about school is

My favorite thing to eat for lunch is

My favorite thing about recess is

Something I like to do after school is

If there were a Thing 4, I'd like it to be my friend

because

Seuss was always on the loose in my classroom for March.

I think I own every book Dr. Seuss ever wrote.

One of my favorite theme days was **Cat In The Hat Day**. It was school wide, so everybody was in on the fun.

I think it's more interesting for students, if you can add a "craftivity" to a writing assignment, sort of like an illustration.

I think it motivates them to get down to the business of writing, so that they can go to the "craftivity" center afterwards to complete their assignment.

After reading the *Cat In The Hat* story, my Y5's often said they liked **Thing 1** and **Thing 2** even better than the cat!

Since the duo is so popular, I thought it would be fun for students to become **Thing 3**.

I've designed 2 body templates for your students to color. One is a full body, as a small blue hand, which is the hair of Thing 3 will fit on.

Since older students have bigger hands, I also made a partial body template.

Children can take turns tracing each other's hands on a blue sheet of construction paper, or you can have a room helper trace them, as well as cut them out.

I recommend the 2nd alternative to expedite things with little ones, as well as insure that the hand looks like one, after they start snipping away.

Enlarge your students school photo, or take a head shot of them and print them off.

I pre-cut them into the shape of an oval, for the same reasons stated above.


Children glue their hand to the neck of Thing 3 and then glue their picture in the center of the hand, and then color their Thing 3.

This is the cover of their *"Something"* booklet.


Run off copies of the writing page. Students fill in their answers to the 6 writing prompt questions.

You can collect all of the pages and collate them into a class book, or mount their writing on Seuss-colored construction paper (red, blue, yellow, green) and then staple the pages next to their "craftivity" on a black-background bulletin board.


There are lots of Seuss borders available that will add the finishing touch around the board.



Bada Boom! Bada Bing!
I'm a Thing.
I'm Thing 3
Yes; that's me!



Bada Boom! Bada Bing!
I'm a Thing,
I'm Thing 3
Yes; that's me!



Bada Boom! Bada Bing!
I'm a Thing.
I'm Thing 3
Yes, that's me!

Some Things About Me, Thing 3



The thing I like to do most at school is

Something I don't like about school is

My favorite thing to eat for lunch is

My favorite thing about recess is

Something I like to do after school is

If there were a Thing 4, I'd like it to be my friend

because
