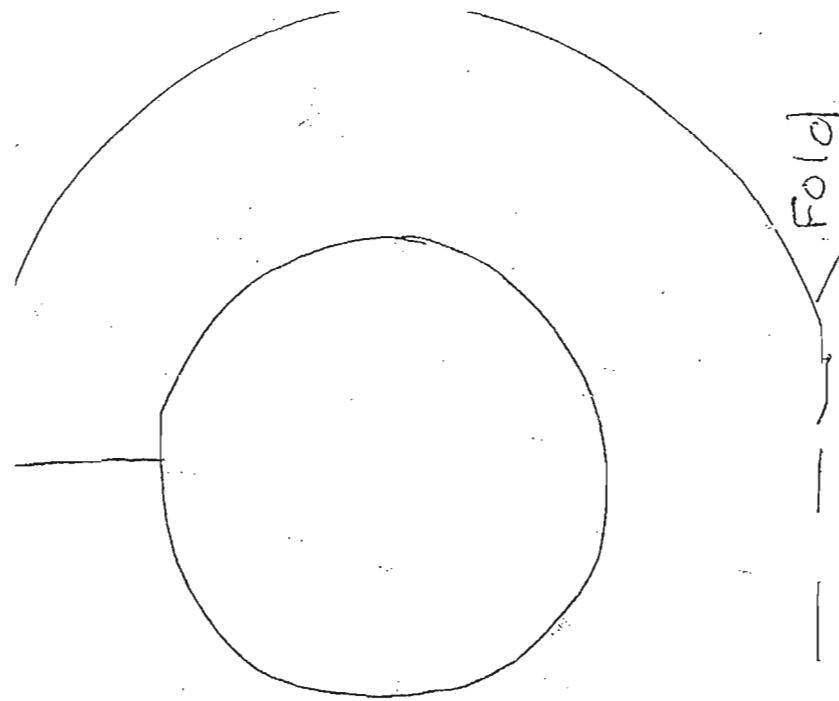




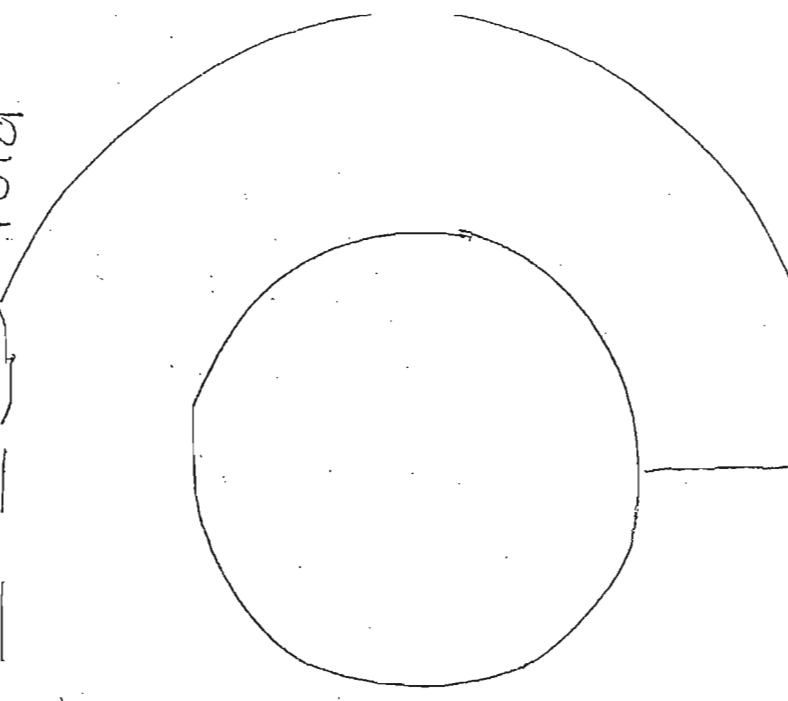
Scarecrows

©TeachWithMe.com

Scarecrow Unit
©TeachWithMe.com



Do NOT Disturb!



**ENTER at your
own risk!**





S s S s S

s S s S s

S c a r e c r o w


Write some Ss's on your own on the bottom.


WRITE your name on the TOP of the paper.
FIND your name in the picture and CIRCLE it.



Choose 2 Colors & Bingo Dot an **ABAB** PATTERN!



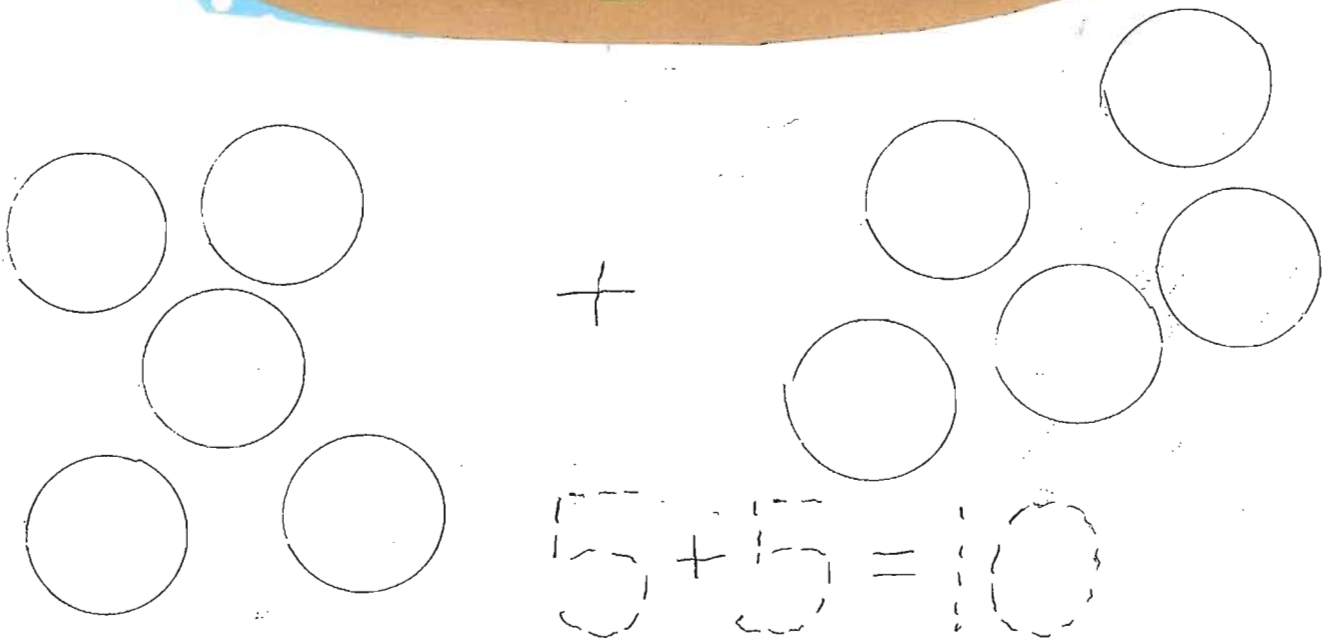




Bingo dot a group / set of 10

5 + 5 again, 5 + 5 = 10.


Use a DIFFERENT color for each set of 5.



Bingo Dot A Group Or Set Of 5

$$3+2=5 \text{ or } 4+1=5$$

Circle the group/set that you are going to make.
Use a DIFFERENT color for the 2 different sets.



Bingo Dot A Group/Set Of _____.

Use A DIFFERENT color for each of the sets.

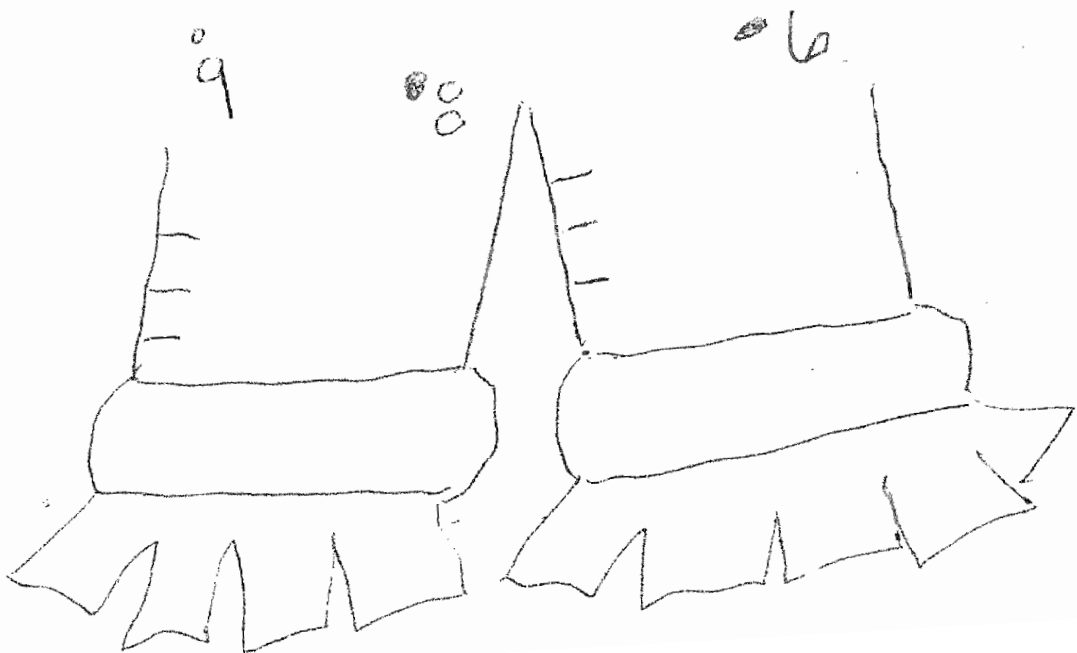
TRACE your equation.



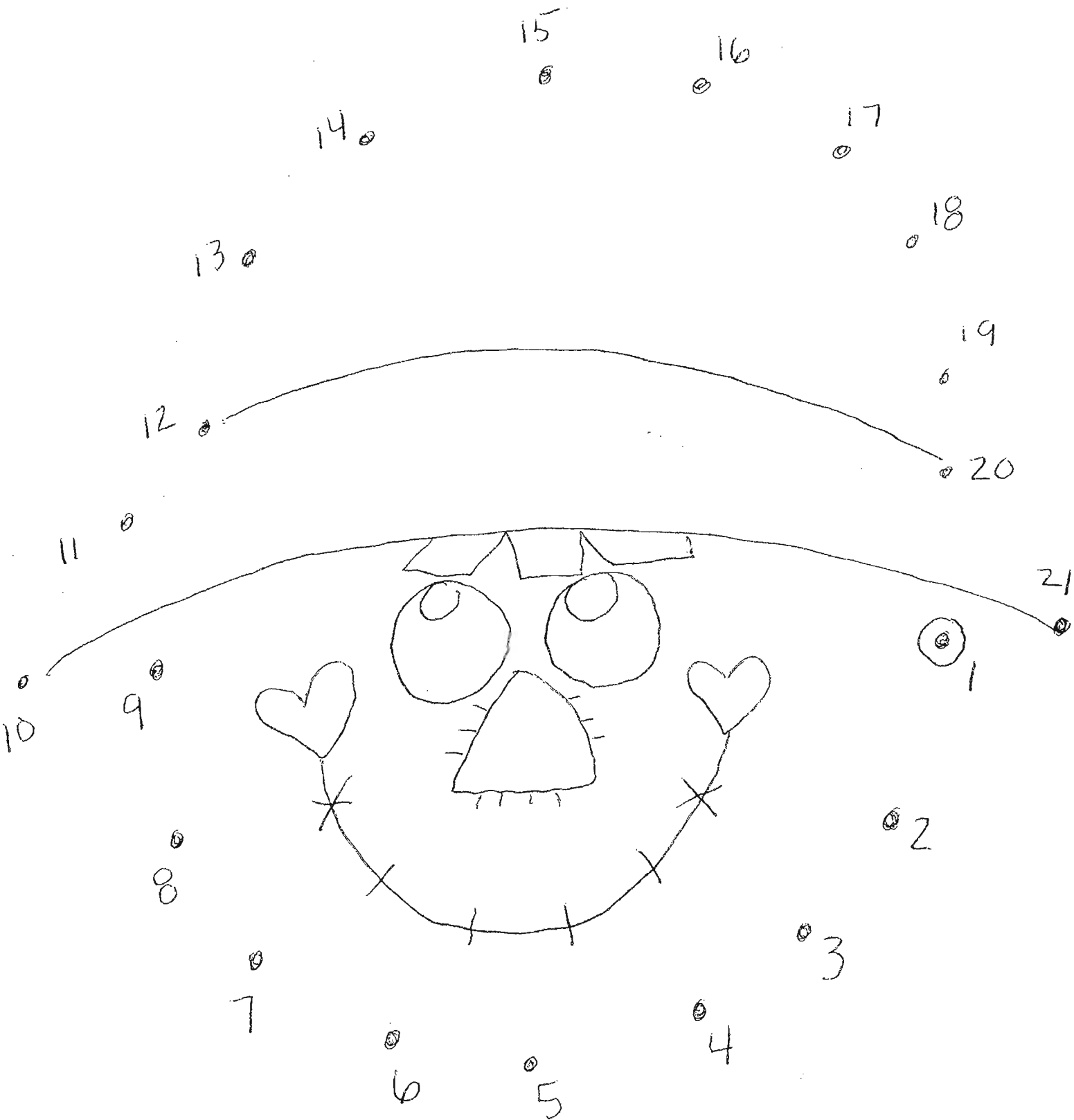




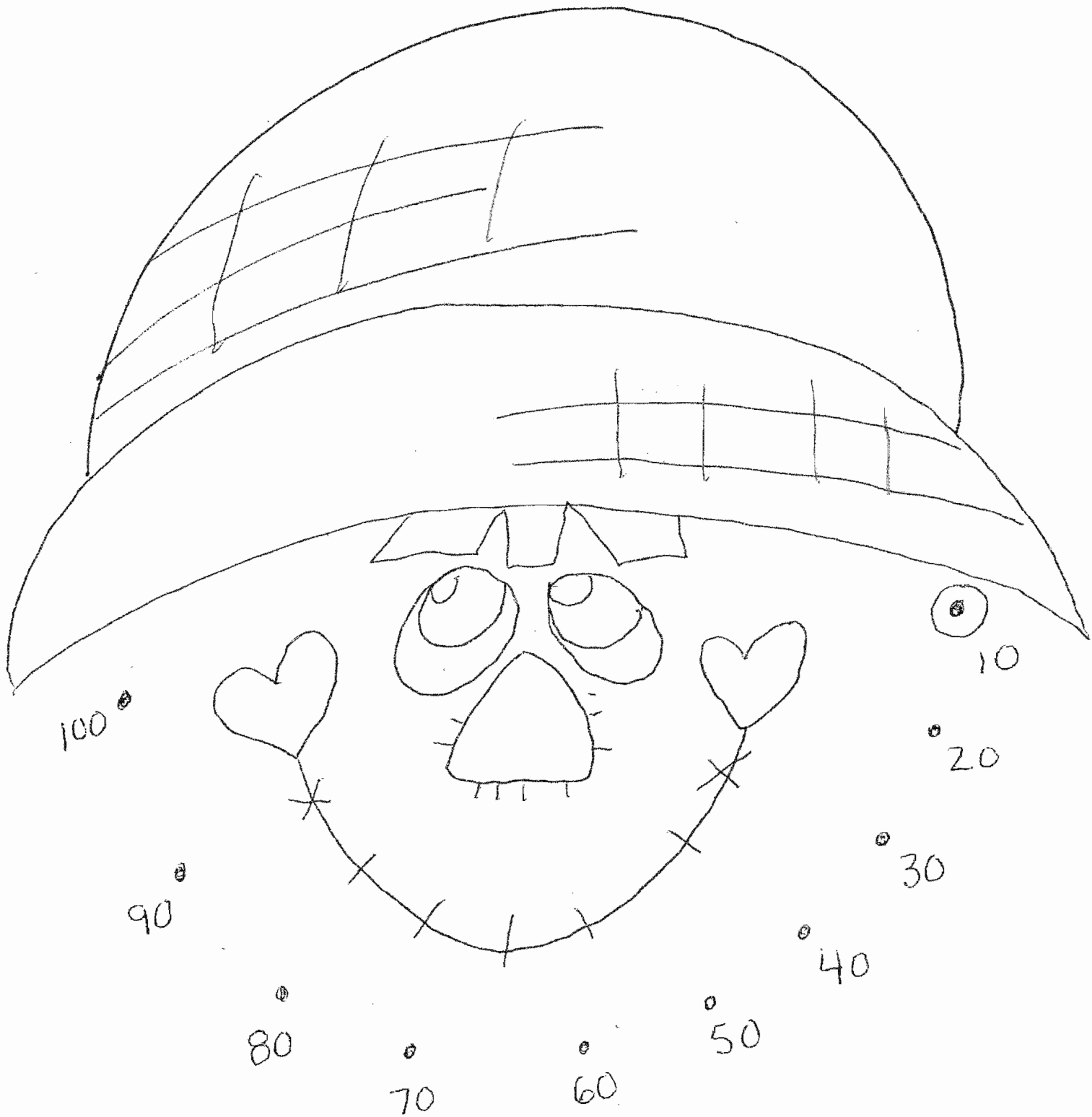
2
3
4
5



9
10
6




©TeachWithMe.com 2008
Connect The Dots
Counting By 10's to 100





Symmetry

Finish the picture




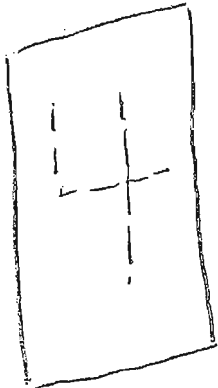
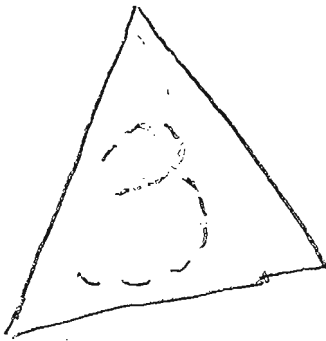
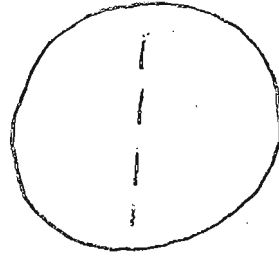
©TeachWithMe.com




We're On A Roll Dice Game!

Directions:

- ❖ Pick a partner.
- ❖ Decide whether high or low will go 1st.
- ❖ Roll the dice.
- ❖ That person goes 1st.
- ❖ Whatever # you roll, TRACE the # then COLOR in that shape.
- ❖ Take turns rolling the dice with your partner.
- ❖ If you've already rolled that # it becomes your partner's turn.
- ❖ The 1st one to color in all or their shapes is the winner.



Scarecrows On An Addition & Subtraction Roll




Directions:

- Choose a partner.
- Roll the dice.
- High number goes 1st.
- Roll the dice.
- You may add or subtract the dice to get a number.
- Color in that numbered circle on your paper.
- Write the equation on the back of the paper.
- The 1st player to color in all of their numbers is the winner.

Directions:

- ❖ Choose a partner
- ❖ Roll the dice.
- ❖ The highest # goes 1st.
- ❖ Roll a 1 color the hat.
- ❖ Take turns rolling the dice.
- ❖ If you already rolled that # pass the dice to your partner.
- ❖ The 1st one with their scarecrow colored in, wins!



Scarecrow On A Roll

Scarecrow I Spy!


CIRCLE & TRACE the numbers.



Dear Family,

Please play "I Spy!" with me at home so that I can learn to identify my numbers.

Scarecrow starts with the letter Ss.
CIRCLE all the letter Ss's. There are 10.
TRACE the big Ss in the corner.



Scarecrow Listening & Following Directions

Name _____





Scarecrow Listening & Following Directions


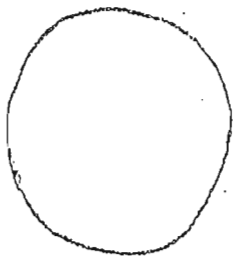

1. Put your name at the top of the paper in BLUE.
2. TRACE the scarecrow's hat in BROWN.
3. COLOR the scarecrow's hair YELLOW.
4. COLOR his eyes GREEN.
5. COLOR his nose ORANGE.
6. COLOR his heart cheeks PINK.
7. TRACE his mouth RED.
8. Trace around his face PURPLE.
9. TRACE around his neck BLUE.
10. Turn to a friend and say "Happy Fall Ya'll!"
11. Check your work and hand in your paper.

Scarecrow Listening & Following Directions



Scarecrow Shape Graphing



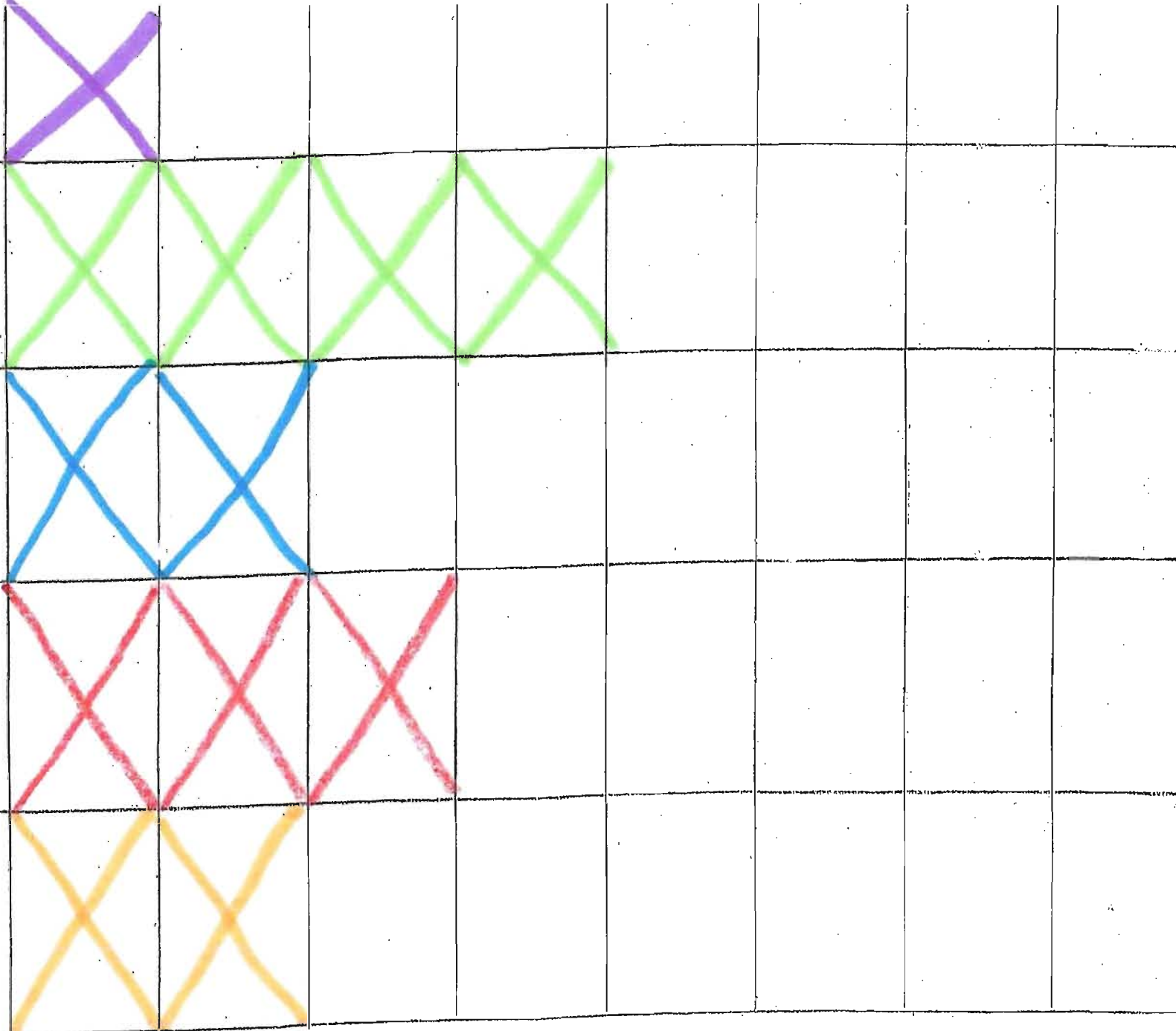
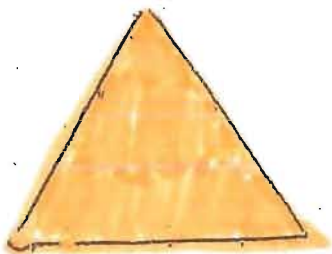



GRAPHING

Color the shapes to match the colors on the picture. Count the shapes; mark that many X's in the box. Make the X's the same color as the shapes. Graph

Scarecrow Shape Graphing






Scarecrow

GRAPHING

Color the shapes to match the colors on the picture. Count the shapes; mark that many X's in the box. Make the X's the same color as the shapes. Graph the picture.



Graphing Scarecrows



Scarecrow Graphing

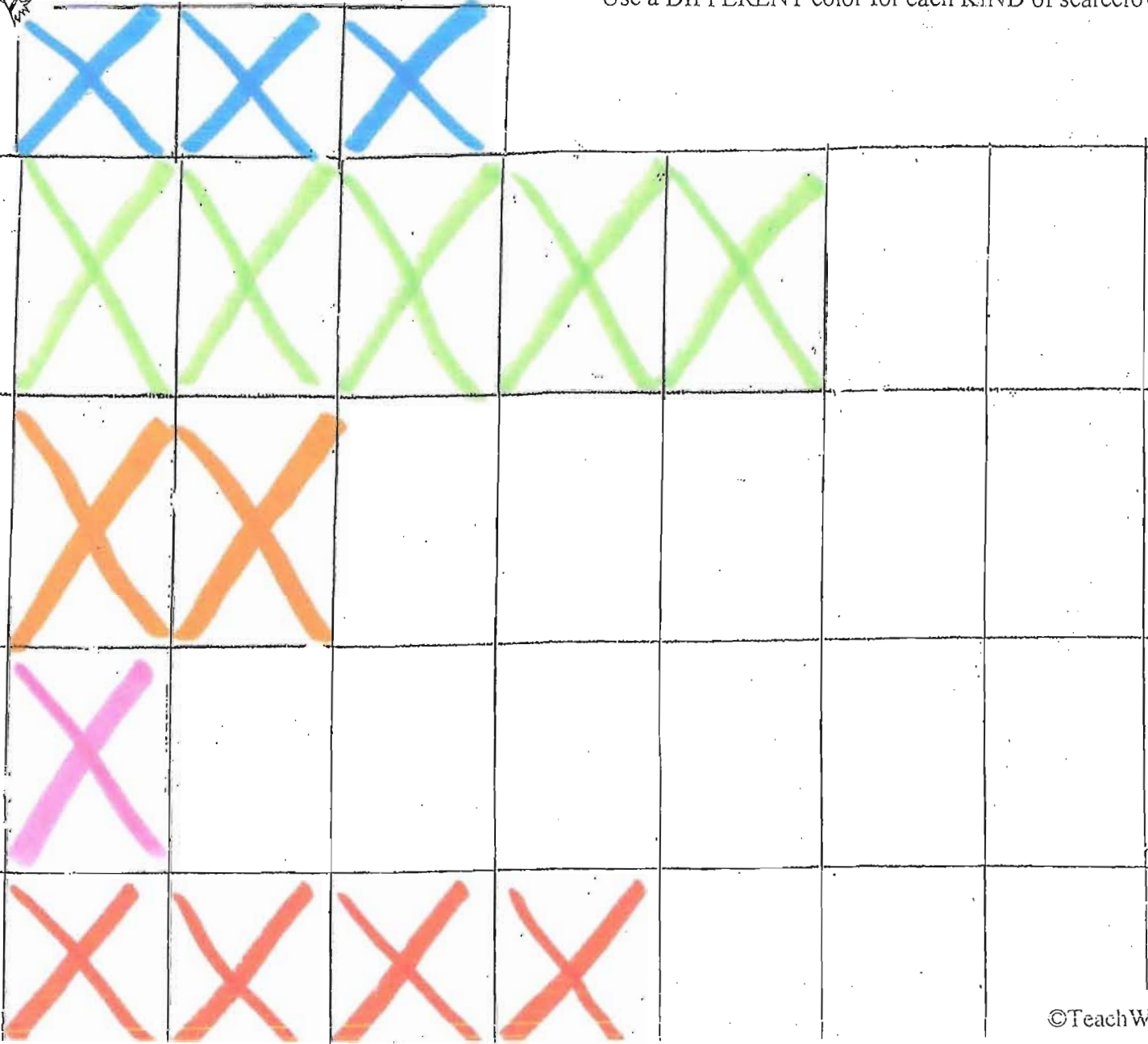
Count the different kinds of scarecrows on the other page.
Mark that many X's next to that scarecrow to show how many there are.
Use a DIFFERENT color for each KIND of scarecrow.



Scarecrow Graphing




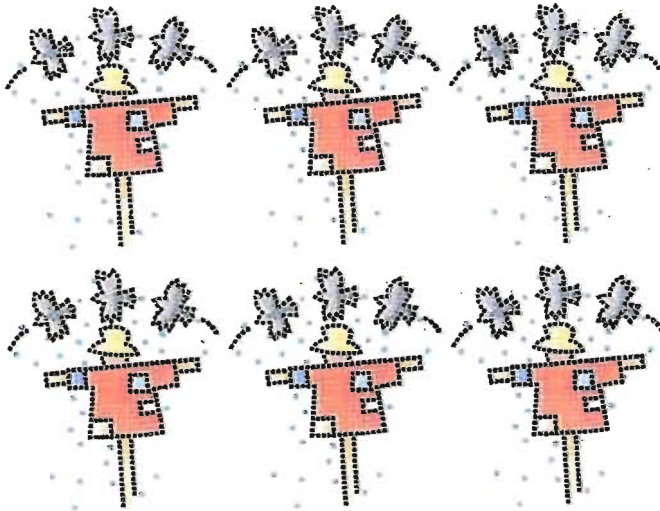
Count the different kinds of scarecrows on the other page.
Mark that many X's next to that scarecrow to show how many there are.
Use a DIFFERENT color for each KIND of scarecrow.



MORE THAN & LESS THAN

CIRCLE the group/set that has MORE scarecrows.
This group is greater than the other group.


$$6 > 3$$




CIRCLE the group/set that has LESS scarecrows. This group is less than the other group.

$$2 < 4$$

©TeachWithMe.com






1

2



3

4

5



Match the number to the group/set.
Use a **DIFFERENT** color for each one.




6

7


8

9

10



Match the number to the group/set.
Use a DIFFERENT color for each one.



Match the dotted box to the matching #'d box. Cut it out and glue it to the bottom of it.

1

2


3

4

5

Ordinal Numbers

- ❖ Put an X on the 2nd scarecrow's tummy.
- ❖ Put a feather in the 4th scarecrow's hat.
- ❖ TRACE the pants on the 1st scarecrow BLUE.
- ❖ Underline the 3rd scarecrow.
- ❖ COLOR the hat on the 5th scarecrow.





©TeachWithMe.com

Complete the PATTERN.



Scarecrow Similarities & Differences


There is a spy, one that is different, in each row. Zap it with an X.



Scarecrow Sort




Scarecrows come in all shapes and sizes. Cut, sort and glue them to the correct small, medium & large boxes.




small


medium



large



Find the SPY, the one who is DIFFERENT, and ZAP him with an X.




Sorting

Here are some things you can do with these scarecrows.

Your teacher will tell you what she wants you to do with your scarecrows.

- ❖ **CUT** out the scarecrows below and sort them into **small** and **large** piles.
- ❖ Sequence the numbers. Put them in order from 1-10
- ❖ Put all the **EVEN** numbers in one pile.
- ❖ Put all the **ODD** numbers in another pile.
- ❖ **GLUE** your scarecrows in a group of how your teacher wants you to glue them.



Sorting Sheet:

Small

Large

Sorting Sheet:

Odd

Even

Sorting Sheet:

Objects Sequenced In Order

1 2 3 4 5 6 7 8 9 10

Put the correct number of tally marks
next to the number.



Tally Ho!

1

2

3

4

5

6

7

8




9

10




Stamp a group/set of _____.

What's Missing? Fill in the missing link.



What's Missing? Fill in the missing link.




COUNTING:

Fill in the missing numbers.




1				
	7			
		13		
			19	
				25



COUNTING:

Fill in the missing numbers.





ALPHABET

Fill in the missing letters.



	B			
F				
		M		
			S	
				Y




Z

Uppercase

ALPHABET

Fill in the missing letters.





--


Uppercase

ALPHABET

Fill in the missing letters.



		c		
			i	
				o
	a			
u				





Lowercase

ALPHABET

Fill in the missing letters.






Lowercase



Help the scarecrow find the crow.


Start



Maze Craze


Finish





Pencil Toppers.
Cut lines to make a slit.
Insert pencil.
Enjoy!

Pinch & Poke



Match the number to the word.

Use a DIFFERENT color for each one.




1

five



2

one



3

four



4

two



5

three

Match the number to the word.

Use a DIFFERENT color for each one.



6

eight



7

seven



8

ten



9

six




10

nine



SNIP & CUT

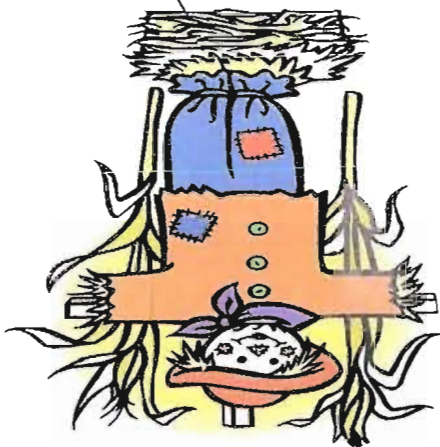
©TeachWithMe.com



SNIP & CUT

©TeachWithMe.com

SNIP & CUT



SNIP & CUT



How Come Scarecrow?

By Diane L. Henderson

Mama! Mama!

What's that racket?

That scarecrow in the field is wearing my jacket.

He's got on my blue jeans and my plaid shirt too.

What do you think that we should do?

That's alright. That's OK

Those clothes don't fit you anymore, so I gave them away.

I wondered why that scarecrow looked like me.

He's wearing my old clothes; so now I see!



1

1

—

one

2

2

—

two

3

3

—

three

4

4

—

four

5

5

—

five



umber Fun!



6

6

six



7

7

seven

8

8

eight

9

9

nine

10



10

ten



Number Fun!





TRACE




TRACE the lines. Use a **DIFFERENT** color for each one.






November Writing Prompts

1. You're in charge of the big Thanksgiving Feast for your family. Who is coming? How many? What will you serve? What time is everyone coming? Will you play games? How will you decorate the table and your home?
2. You've never baked a turkey before, so you didn't know you had to thaw it first. Your guests are due to arrive in 4 hours and the turkey is rock solid. What's your plan B?
3. You are one of the pilgrims on the Mayflower. What's it like? Where are you from?
4. You've just landed on Plymouth Rock! How does it feel? Where do you go from here?
5. You're an Indian friend of Squanto and ask him to go with him to see the white people. What does he say? What happens next?
6. You're in charge of bringing home turkey dinner! Are you grabbing your gun and heading for the woods? Or is it your purse, the card and the grocery store? Tell me about the turkey trot.
7. It's a beautiful fall day. You and 5 friends decide to go for a nature walk to collect leaves. It's unseasonably warm for the beginning of winter so the bears must not have been fully hibernating, because you just woke 2 up! RUN! It's a bear! Tell me what's happening when you and your friends come upon 2 huge black and hungry bears.
8. Night's almost upon you and your best friend. You were out collecting leaves and the time got away from you; and so did the directions. You're LOST! What do you do now?
9. You'll have 4 days of vacation! Tell me what your plans are.
10. You're on your way to grandma's for Thanksgiving dinner. Your dad decides to take a "short cut" because of all the traffic. You're lost on a very deserted strip of road and you get a flat tire. There's a spooky looking cabin in the distance, which you can barely see because it's started to snow. What do you do?



LOOK AT HOW WELL I
WRITE MY NAME!



LOOK AT HOW WELL I
WRITE MY NAME!

TRACE and WRITE the spatial direction words.



©TeachWithMe.com

above _____

beside _____

left _____

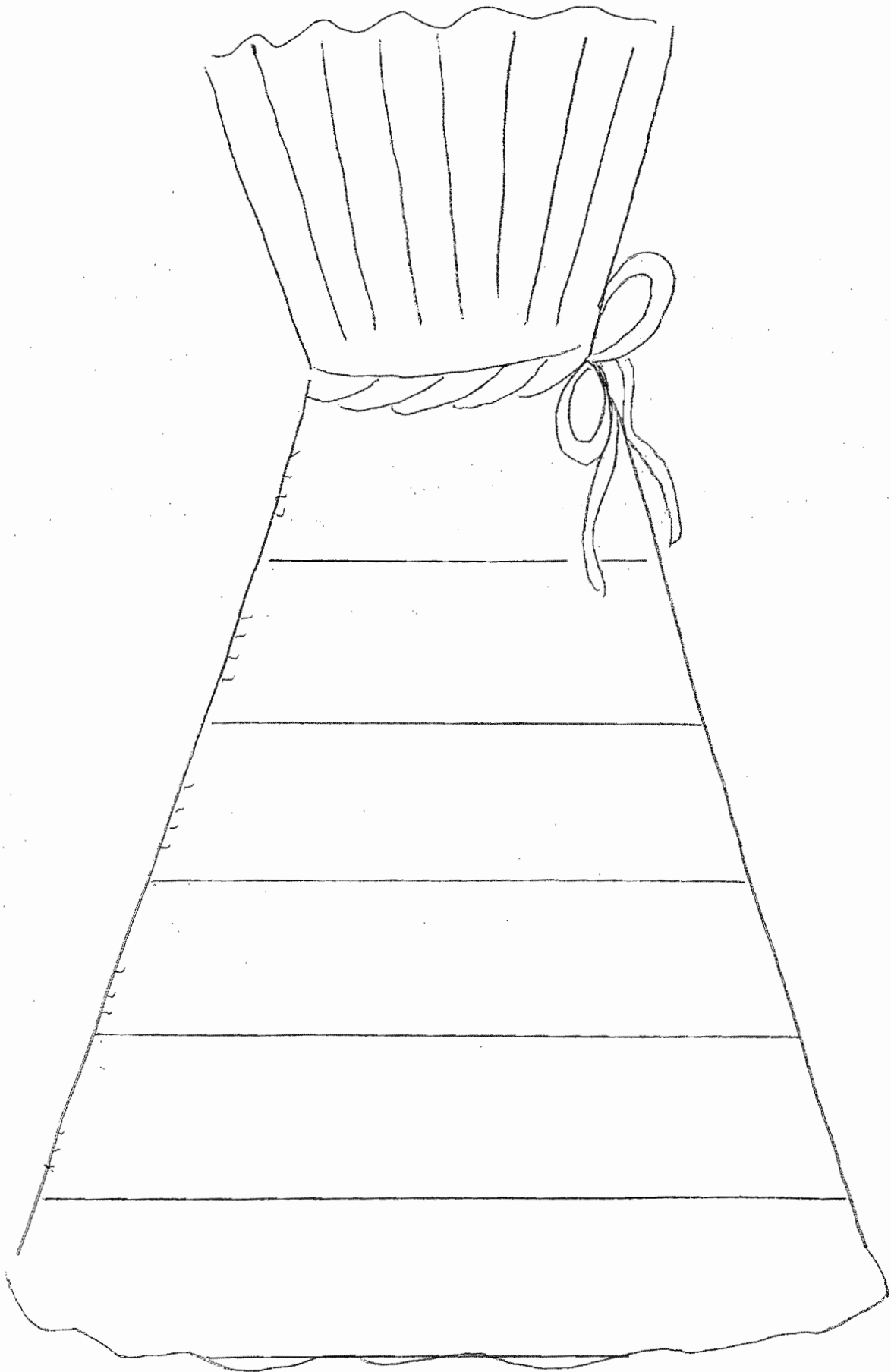
right _____

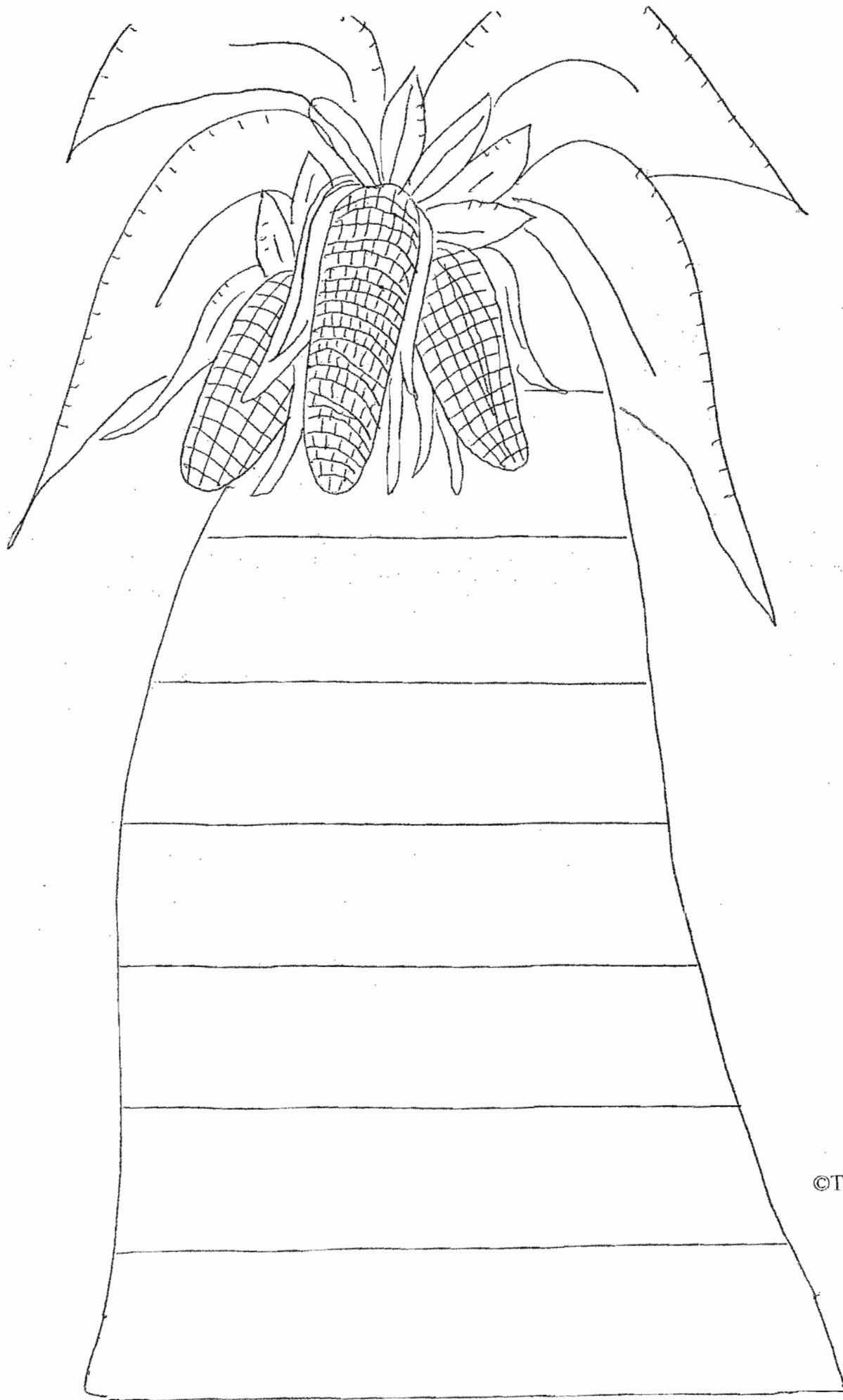
on _____


under _____

between _____

behind _____








Scarecrow Slider

©TeachWithMe.com



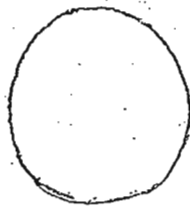


0
1
2
3
4
5
6
7
8
9
10

A
B
C
D
E
F
G
H
I

J
K
L
M
N
O
P
Q
R
S
T

U
V
W
X
Y
Z



@teachwithme.com sliders

Students can
color the
shapes

Cut Out Sliders. Insert Into Slider Scarecrow Slits.

Slits to review numbers, letters & shapes.

For the alphabet Slider Glue 2nd Strip "J" under "I" & 3rd strip "U" under "T". To Avoid accidentally pulling out Strips you can glue a longer strip of paper on the end & then simply fold the strip out to change to another slider.

Scarecrow Info-Strip Slider

Materials:

- White construction paper
- Scissors

Directions:

Prep:

- Run off masters
- Pre-cut sliders
- Pre-cut slits in scarecrows

The next day...

1. Children CUT out their scarecrow.
2. Students WRITE their name on the BACK of their slider.
3. Children insert slider from the back to the front. Teacher decides what slider students will be working on.
4. As a whole group, we use the manipulative to review the information on the slider.
5. I encourage the children to do it again for their parents and include a note about the slider in my newsletter.
6. I ask parents to ask their child to share their slider with them. It helps reinforce lessons, builds self-esteem, and shows their child that they care about what they are learning in school.
7. Since we have a slider for each theme, they make a nice collection.
8. After my students are done with their slider, they clean up their work station, leave their slider at the table and transition to a Tummy Tubby Time activity. When everyone is done, they get their slider and sit on our *Circle of Friends* carpet.
9. Depending on time, we insert 1 or 2 sliders and review the material as a whole group. I'll have them put the shortest slider in, take the other sliders back to their desk, and we'll review body parts (put your slider on your elbow, knee, wrist etc.), then we'll use it for spatial directions; (put your slider on, behind, above, beside you.) We'll finish up with the *Slider Pokey* and finally "Blast Off" counting from 10-0 and then go put our sliders in our backpacks. ☺



Scarecrow Punctuation Sentences

Put the correct punctuation (. ! ?) at the end of each sentence.

1. Oh no The crows are eating my corn
2. Do you want to help shuck corn today
3. I love corn on the cob
4. My scarecrow is wearing my old clothes
5. Do you suppose the crows know the scarecrow is not really human
6. I'm going to be a scarecrow for Halloween
7. Help I think that scarecrow is coming to life
8. The Scarecrow is my favorite character in *The Wizard Of Oz*
9. Will you help me stuff the scarecrow
10. I think those crows are making too much noise



November Punctuation

Fill in the correct punctuation with a (. ! ?)

1. Happy Thanksgiving
2. Would you please pass the pumpkin pie
3. We're going to my grandma's for dinner
4. The Indians made friends with the pilgrims
5. Shoo The farmer tried to scare the crows away then finally made a scarecrow
6. The leaves have turned beautiful colors and are falling to the ground
7. Do you want to come over and watch the football game
8. We're having turkey for dinner
9. Hooray My team won the football game
10. Did the pilgrims sail on the Mayflower

turkey
Indians
November
harvest
pumpkin
scarecrow
England
Plymouth
Massachusetts
colony
winter

leaves
acorn
Wampanoag
rock
corn
Squanto
Thanksgiving
Pilgrims
Mayflower
feast
cornucopia

Fall Word Find

WamcoThgriPInNoWampanoag
rockThanPilMayNovcorfe corn
NovfeaMayPilS SquantoharNo
haThanksgivingPilgrimsfehaco
Mayflowercopumpchilja feaste
ind cornucopiapum turkeyscare
IndiansNovemberEngPlycowel
pumEngscaharvestvkepumpkin
scarecrowbPlyMasEnglandPlym
MassaPlymouthcikcoMassachus
Massachusettscikregjakelcolony
stevdandiawinterunfffinidgonow
fealeavespilcnofePilturkanacorn

*Answer
Key ☺

turkey
Indians
November
harvest
pumpkin
scarecrow
England
Plymouth
Massachusetts
colony
winter

leaves
acorn
Wampanoag
rock
corn
Squanto
Thanksgiving
Pilgrims
Mayflower
feast
cornucopia

Fall Word Find

WamcoThgriPInNoWampanoag
rockThanPilMayNovcorfe corn
NovfeaMayPils SquantoharNo
haThanksgivingPilgrimsfehaco
Mayflowercopumpchilja feastc
ind cornucopiapum turkeyscare
IndiansNovemberEngPlycowel
pumEngscaharvestvkepumpkin
scarecrowbPlyMasEnglandPlym
MassaPlymouthcikcoMassachus
Massachusettscikregjakelcolony
stevdandiawinterunffinidgonow
fealeavespilcnofePIlturkanacorn



Body Part Identification

- ❖ Put the scarecrow on your shoulder.
- ❖ Put the scarecrow on your shin.
- ❖ Put the scarecrow on your knee.
- ❖ Put the scarecrow on your elbow.
- ❖ Put the scarecrow on your leg.
- ❖ Put the scarecrow on your wrist.
- ❖ Put the scarecrow on your thigh.
- ❖ Put the scarecrow on your forehead.
- ❖ Put the scarecrow on your waist.
- ❖ Put the scarecrow on your hip.
- ❖ Put the scarecrow on your left hand.
- ❖ Put the scarecrow on your right hand.
- ❖ Put the scarecrow on your palm.
- ❖ Put the scarecrow on your head.
- ❖ Put the scarecrow on your heel.
- ❖ Put the scarecrow on your toes.
- ❖ Put the scarecrow on your foot.
- ❖ Put the scarecrow on your back.
- ❖ Put the scarecrow on your neck.
 - Turn around.
 - Sit down.
 - You're done.
 - Having fun?



Scarecrow Pokey

Put your scarecrow in
Take your scarecrow out
Put your scarecrow in
Now you shake it all about
You do the Scarecrow Pokey and you turn your self around.
That's what it's all about.

You put your scarecrow up.
You put your scarecrow down.
Your put your scarecrow up.
Now your twirl it all around.
You do the Scarecrow Pokey and you turn your self around.
That's what it's all about.

You put your scarecrow to the left.
You put your scarecrow to the right.
You put your scarecrow to the left.
Now you hide it out of sight.
You do the Scarecrow Pokey and you turn your self around.
That's what it's all about.

You do the Scarecrow Pokey.
You do the Scarecrow Pokey.
You do the Scarecrow Pokey.
Happy Happy Happy
Harvest Time!



Has done outstanding work this
week and that's something to

CROW about!



Teacher: _____

Date: _____



November Book

Bibliography



Indians


1. American Indian Prayers & Poetry edited by Sharpe\$4.00
2. Cherokee Words With Pictures by Chiltoskey \$4.00
3. Fire Race (A Karuk Coyote Tale) by London \$3.95
4. Indian Cookin' I \$4.95
5. Indian Cookin' II \$4.00
6. Inspired By Nature by Martig \$12.95
7. Kahasi and the Loon An Eskimo Legend by Cohlene\$3.95
8. Knots On A Counting Rope by Martin\$5.95
9. Let's Read About Squanto by Black \$3.95
- 10.Lift The Sky Up (A Snohomish Indian Legend) by Vaughan \$2.95
- 11.Many Nations by Bruchac \$5.95
- 12.Native American Beaded Friendship Bracelets
- 13.Nickommoh! A Thanksgiving Celebration Koller \$5.95
- 14.North American Indians (A Make It Work! Book) \$7.95
- 15.Native American Sign Language by Olsen \$4.95
- 16.Seasons of the Circle A Native American Year by Bruchac \$5.95
- 17.Squanto's Journey: The Story of Thanksgiving, Bruchac \$5.99
- 18.The Circle Of Days By Lindbergh \$5.95
- 19.The Circle Of Thanks by Bruchac\$5.95
- 20.The Encyclopedia Of Native Americans \$24.95
- 21.The Legend Of The Bluebonnet by dePaola \$4.95
- 22.The Legend of the Indian Paintbrush by dePaola \$5.95
- 23.Turkey's Gift to the People by Rucki \$5.95
- 24.Turquoise Boy (A Navajo Legend) by Chohlene\$3.95

25. Wolf Tales By Powell \$8.95



Fall /Autumn Leaves:

1. A Tree Can Be by Nayer \$2.95
2. Autumn by Berger \$4.25
3. Autumn Days by Schweninger \$4.25
4. Autumn Leaves Are Falling by Fleming \$3.99
5. Chipmunk At Hollow Tree Lane, Sherrow, \$4.99
6. Fall Changes by Senisi \$3.25
7. Fall Is Here! Counting 1-10, Jane, \$8.99
8. Fall Is For Friends (A Suzy Zoo Book) by Spafford \$3.50
9. Fall Is Not Easy by Kelley \$10.95
10. Fall Leaves Change Colors by Zoehfeld \$3.99
11. Fall Leaves by Packard \$3.99
12. Fall Leaves Fall! By Hall \$6.95
13. I Am A Leaf by Marzollo \$3.99
14. In November by Rylant \$15.95
15. Leaf Man, Ehlert, \$15.99
16. Leaf Season (Clifford's Puppy Days) \$3.50
17. Leaves by Berger \$4.25
18. Leaves! Leaves! Leaves! By Wallace \$5.95
19. Look What I Did With a Leaf! By Sohi \$5.95
20. Oliver Finds His Way by Root \$5.95
21. Red Leaf, Yellow Leaf by Ehlert \$8.95
22. Show and Tell by Gordon \$2.95
23. Ska-tat! Kimberley Knutson \$14.95
24. The Biggest Leaf Pile by Metzger \$5.95
25. We Love Fall! By Muldrow \$3.95
26. We're Going On A Leaf Hunt, Metzger \$4.59
27. When The Leaf Blew In, Steve Metzger, \$5.95
28. Why Do Leaves Change color? By Maestro \$4.95



Thanksgiving: / Turkeys

1. A Turkey For Thanksgiving by Bunting \$5.95
2. Author's Thanksgiving by Brown \$4.50
3. Best Thanksgiving Book (ABC Adventures) by Whitehead \$9.95
4. Celebrating Thanksgiving Giving Thanks by Kupperstein \$2.99
5. Countdown to Thanksgiving by Huelin \$3.95
6. Feeling Thankful by Rotner \$4.95
7. Gracias The Thanksgiving Turkey by Cowley \$5.95
8. Grow A Pumpkin Pie by Gerver \$3.99
9. Happy Thanksgiving, Biscuit! By Capucilli \$6.95
10. I'm Thankful Each Day! By Hallinan \$6.95
11. I Know An Old Lady Who Swallowed A Pie by Jackson \$5.95
12. It's Thanksgiving Day! By Packard \$3.99
13. Just The Way You Are by Lucado \$4.95
14. Look Who's In The Thanksgiving Play! (A lift-the-flap story.) by Clements \$5.99
15. Mousekin's Thanksgiving, Edna Miller \$3.95
16. Nuts to You! By Ehlert \$4.95
17. 1,2,3 Thanksgiving! By Nikola-Lisa \$6.95
18. One Little Two Little, Three Little Pilgrims by Hennessy \$3.99
19. Our Thanksgiving by Weinberger \$3.99
20. Over The River And Through The Wood by Child \$6.95
21. Over The River And Through The Woods by Gurney \$3.95
22. Ten Fat Turkeys, Johnston, \$3.99
23. Thanks For Thanksgiving, Julie Markes \$3.95
24. Thank You, God by Hallinan \$9.95
25. Thanksgiving Day by Gibbons \$4.95
26. Thanksgiving In The Barn by Westcott \$6.99
27. Thanksgiving is for Giving Thanks by Sutherland \$3.49
28. Thanksgiving Is Here! By Goode \$5.95
29. Thanksgiving Mice by Roberts \$4.95
30. Thanksgiving On Plymouth Plantation, Diane Stanley \$4.95
31. The Circle of Days by Lindbergh \$3.95

32. The Little Engine That Could Saves the Thanksgiving Day Parade! By Piper \$3.49
33. The Great Turkey Race, Steve Metzger, \$3.95
34. The Night Before Thanksgiving by Wing \$3.49
35. The Popcorn Book by de Paola \$3.95
36. The Story Of Thanksgiving by Skarmas \$6.95
37. The Tasty Thanksgiving Feast by Tanner (A lift-the-flap book) \$6.95
38. The Very First Thanksgiving Day (Hard Cover) by Greene \$12.95
39. This First Thanksgiving Day (A counting story) by Melmed \$14.95
40. Tiny Tilda's Pumpkin Pie by Kantor \$3.49
41. This Is The Turkey, Levine \$4.25
42. Today Is Thanksgiving! By Hallinan \$4.95
43. 'Twas the Night Before Thanksgiving by Pilkey \$3.99
44. What Is Thanksgiving? By Ziefert \$56.95
45. Wild Turkeys, Julian May, \$4.95



Scarecrows:

1. Sam The Scarecrow by Gordon \$1.95
2. The Falling Leaves and the Scarecrow by Metzger 4.95
3. The Lonely Scarecrow by Preston \$3.95
4. The Pumpkin Man by Moffatt \$3.99
5. The Scarecrow's Hat by Brown \$3.99
6. The Shy Scarecrow by Packard \$3.99


Each month I change the books in my students' book laundry basket. This is November's Basket. If I have a lot on one theme, I'll have a smaller basket to keep them separate. I have 2 small baskets for November. One for Native Americans and one for Scooby that they can take to the tee pee tent.



Children's November Hamper Books:

1. A Charlie Brown Thanksgiving by Schulz \$5.99
2. A Plump and Perky Turkey by Bateman \$6.95
3. All About Seeds by Kuchalla \$4.95
4. Autumn by Bryant_-Mole \$4.95
5. Berry Thankful! (Strawberry Shortcake), Bryant, \$3.99
6. Blue's Thanksgiving Feast \$3.50
7. Care Bears: Giving Thanks, Lee, \$3.50
8. Dinofours It's Thanksgiving! By Metzger \$3.25
9. Fall Colors by Walsh \$1.50
10. Fall Leaves Change Colors by Zoehfeld \$3.99
11. Franklin Helps Out by Clark \$4.50
12. Franklin's Thanksgiving by Clark \$4.50
13. Giving Thanks by Walsh \$1.50
14. Gray Squirrel at Pacific Avenue by Harrington \$5.95
15. Happy Thanksgiving (Robin Hill School's Ready-To-Read) McNamara \$3.99
16. Hello Kitty Gives Thanks by Coco \$4.50
17. Hide and Seek Turkeys, Murfin \$4.25
18. Huggly's Thanksgiving Parade by Arnold \$3.50
19. I'm Thankful For So Many Things, Hallinan \$14.95
20. It's Fall! By Glaser \$4.95
21. Long Ago and Today by Williams \$2.75
22. Look At A Tree by Curran \$2.99
23. Max and Maggie in Autumn by Craig \$2.95
24. N. C. Wyeth's Pilgrims by Souci 4.95
25. Oh My, Pumpkin Pie!, Charles Ghigna, \$3.95
26. Over The River and Thro' The Woods by Chartier \$2.25
27. Silly Tillys Thanksgiving dinner by Hoban \$3.95
28. Starting With Nature Tree Book by Hickman \$5.95
29. Thanks for Thanksgiving, Markes \$4.25
30. Thank You, Thanksgiving, Milgrim \$4.59
31. Thanksgiving at the Tappletons' by Spinelli \$5.95

- 32. Thanksgiving Cats by Marzollo \$3.25
- 33. Thanksgiving Day by Rockwell \$4.95
- 34. Thanksgiving Treat by Stock \$4.99
- 35. The Extra-Thankful Thanksgiving by Watson \$3.95
- 36. The Falling Leaves by Metzger \$4.95
- 37. The First Thanksgiving by George \$6.99
- 38. The First Thanksgiving by Hayward \$3.99
- 39. The Goose That Almost Got Cooked by Simont \$3.99
- 40. The Nutty Nut Chase, White, \$4.59
- 41. The Pumpkin Blanket by Zagwyn \$6.95
- 42. The Quilt-Block History of Pioneer Days by Cobb \$7.95
- 43. The Thanksgiving Feast by Ward \$1.95
- 44. The Three Friends and the Leaves by dePaola \$2.95
- 45. The Turkey Saves The Day by Canning \$3.95
- 46. The Turkey Who Came To Dinner (Rugrats) \$4.95
- 47. The Very First Thanksgiving Day (Hard Cover) by Greene \$6.95
- 48. Think of Those in Need by Berenstain \$3.25
- 49. Three Little Pilgrims by Craig \$2.95
- 50. Trees and Leaves by Morgan \$9.95
- 51. Turkey Trouble by Walsh \$1.50
- 52. Turkey's Best Thanksgiving by Jackson \$2.95
- 53. Winnie The Pooh's Thanksgiving, Bruce Talkington \$5.95



Magic Trick Book(s)

The Crow (All By Myself Popcorn book) \$3.99

Change the leaves from green to red, orange, yellow and brown. (Read any leaf book).

Brown Bear Brown Bear by Martin \$9.95 Use flannel board for sequencing. Paper bear goes in stuffed bear comes out.

Can also produce a scarecrow windsock or a stuffed turkey. The one turkey tucks in to make a zippered football too.



Each month we celebrate a color.

Our color for November is **BROWN**.

My student LOVE Scooby Doo so I have a few skill sheets with Scooby on them, a 15 minute earned video an a book basket of Scooby along with some Tummy Tubby Scooby manipulatives. They so enjoy it!

These are the books I have in that collection. What's amazing to me is that I watched Scooby when I was in middle school, my own adult children watched it, and now it's come full circle again and my Y5's like Scooby too!

Scooby Doo:

1. Aloha, Scooby Doo!
2. Baseball Blackout
1. Dinosaur Dig
2. Disappearing Donuts
3. Ghost In The Garden
4. Haunted Halloween Mask
5. Howling On The Playground
6. Little Book Of Big Excuses!
7. Monster Of Mexico
8. Sea Monster Scare
9. Search For Scooby Snacks
10. Snack Snatcher
11. Snow Ghost
12. Spooky Sports Day
13. That's Snow Ghost
14. The Apple Thief
15. The Haunted Pumpkins
16. The Haunted Ski Lodge
17. The Mixed-Up Museum
18. The Pizza Place Ghost
19. The Race Car Monster
20. The Surf Scare
21. Valentine's Day Dognapping
22. Vanishing Valentines