

A Little Bit Of This & A Little Bit Of That




ABC & Reading Help Book

©TeachWithMe.com

Reading Friends To The Rescue


©TeachWithMe.com

What Can You Do When You're Stuck On A Word?




SPY with your **EYE** and **SEE** with the **BEE**!

Look at the picture for a clue and return to the word to see if that helps.



Make the **SOUND** with the **HOUND**!

Say the first sounds; read and say them again.



STRETCH with the **OSTRICH**!

Stretch the word out, and then put the sounds together.



CHUNK with the **SKUNK**.

Look for a chunk in the word that you know. Say that and see if that helps solve the mystery. Don't let that hard word be a stinker.



SKIP it **HONEY** with the **BUNNY**!

Don't waste your time being frustrated. Skip it and go on to the next word and see if the rest of the sentence will give you a clue, then happily hippity hop on back and see if that solved the problem.



TRY with the **BUTTERFLY**.


You've heard it before...try-try again; so do it with a friend. Try with the butterfly. Sound it out a few more times. Don't give up. Don't give in. You can win!



VOWEL with the **OWL**. “When two vowels go walking the 1st one does the talking.” like boat. “In words with Mr. Silent *e* at the end, the vowel will be long and say the name of that vowel friend.” like gate. Of course there are exceptions to every rule; that’s why we have to learn so much in school!



ASK the **MASK**. He’s the raccoon and symbolizes a friend, another classmate, or even your teacher. When you’re stuck don’t stay in a rut. Simply ask for help when you’ve tried all the other strategies. If you’ve tried everything else, it’s definitely OK to ASK the MASK and move on to the next task!



SPY with your **EYE** and **SEE** with the **BEE**!
Look at the picture for a clue and return to the
word to see if that helps.



Reading Strategies



See with the **B**ee



Sound with the **H**ound



Stretch with the **O**strich



Chunk with the **S**kunk



Skip it Honey with the **B**unny



Try with the **B**utterfly



Vowel with the **O**wl



Ask the **M**ask

Reading Strategies



See with the **B**ee



Sound with the **H**ound



Stretch with the **O**strich



Chunk with the **S**kunk



Skip it Honey with the **B**unny




Try with the **B**utterfly



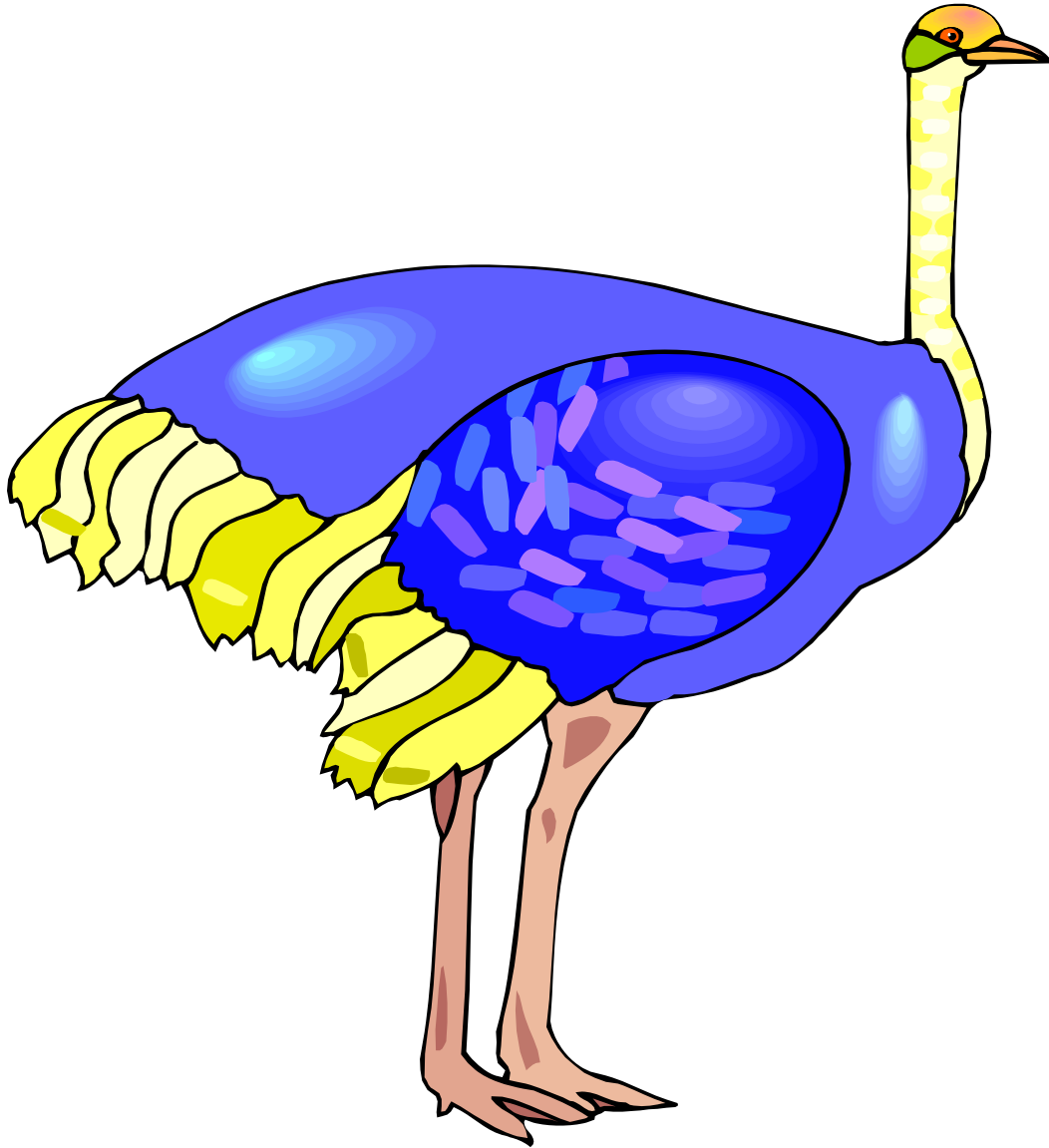
Vowel with the **O**wl



Ask the **M**ask



Make the **SOUND** with the **HOUND**!
Say the first sounds;
read and say them again.



STRETCH with the **OSTRICH!**

Stretch the word out,
and then put the sounds together.




CHUNK with the **SKUNK**.

Look for a word chunk, inside of the word that you know. Say that and see if it helps solve the mystery.

Don't let that hard word be a stinker.



SKIP it **HONEY** with the **BUNNY**!
Don't waste your time being frustrated.
Skip it and go on to the next word and
see if the rest of the sentence will give
you a clue; then happily hippity hop on
back and see if that solved the problem!




TRY with the BUTTERFLY.
You've heard it before...try-try again;
so do it with a friend. Try with the
butterfly. Sound it out a few more
times. Don't give up. Don't give in.
You can win!



VOWEL with the OWL.

“When two vowels go walking the 1st one does the talking.” like boat. “In words with Mr. Silent e at the end, the vowel will be long and say the name of that vowel friend.” like gate.

Of course there are exceptions to every rule; that’s why we have to learn so much in school!



ASK the MASK.

He's the raccoon and symbolizes a friend, another classmate, or even your teacher. When you're stuck don't stay in a rut. Simply ask for help when you've tried all the other strategies. If you've tried everything else it's definitely OK to ASK the MASK and move on to the next task!








Don't give up whatever you do!
I think you're smart
and you know that too!



Daily 5 Log

Name: _____ Start Date: _____

Daily 5					
Day of the week	Writing	Reading To Self	Reading To Someone	Listening	Word Work
Monday					
Tuesday					
Wednesday					
Thursday					
Friday					

Teacher's Comments:

Aa a are all as am at an apple and	Bb bear be bed big bell by bird baby boat boll boy	Cc coot can corn come cow cake car cat	Dd doll did door do don't dad duck day dog	Ee eat egg eye
Ff fire for flower fun feet fire fish	Gg go girl	Hh head hove horse he house here his hand	Ii I in it I'm isn't	Jj jump
Kk kick king	Ll like little look love	Mm me month mom my milk money	Nn no nest	Oo on out
Pp ploy put pig	Qq quiet queen	Rr run rabbit rain ring rules	Ss sheep said shoe see squirrel she sun stop school	Tt tree that the they this to
Uu up under United States of America	Vv very valentine video	Ww was week we window with wood watch water	Xx X-ray	Yy yes you your year
Zz zero zip zoo	Numbers: one seven two eight three nine four ten five six	Colors: red white orange black yellow brown green pink blue gray purple	Family: mother cousin father grandma sister grandpa brother niece aunt nephew uncle	Calendar: Sunday Monday Tuesday Wednesday Thursday Friday Saturday

ABC Sight Word & Dolch Noun Cards

My Sight Word List

©TeachWithMe.com

a	all	am	an	and
at	are	as	at	be
big	can	cat	come	dad
did	do	dog	for	fun
go	have	he	here	his
I	in	is	it	jump
like	look	love	me	mom
my	no	on	play	run
said	see	she	stop	that
the	they	this	to	up
was	we	with	yes	you

My Sight Word List

©TeachWithMe.com

a	all	am	an	and
at	are	as	at	be
big	can	cat	come	dad
did	do	dog	for	fun
go	have	he	here	his
I	in	is	it	jump
like	look	love	me	mom
my	no	on	play	run
said	see	she	stop	that
the	they	this	to	up
was	we	with	yes	you

My Sight Word List of Colors and Numbers

red	orange	yellow	green	blue
purple	pink	white	black	brown
one	two	three	four	five
six	seven	eight	nine	ten
zero	numbers	colors		

My Sight Word List of Colors and Numbers

red	orange	yellow	green	blue
purple	pink	white	black	brown
one	two	three	four	five
six	seven	eight	nine	ten
zero	numbers	colors		

My Sight Word List

©TeachWithMe.com

[illegible]

My Sight Word List

©TeachWithMe.com

[illegible]

I Know These Sight Words

©TeachWithMe.com

[illegible]

I Know These Sight Words

©TeachWithMe.com

[illegible]

Sight Word Search

a	did	jump	stop
all	da	like	that
am	dag	look	the
an	far	love	they
and	fun	me	this
are	go	mom	to
as	have	my	up
at	he	no	was
be	here	on	we
big	his	play	with
can	I	run	yes
cat	in	said	you
came	is	see	
dad	it	she	

aaladcadgallamplrfherandhastyewilkan
 apaneacomimplarecahilovtesasattwitwath
 bidiglibdhanloonsethewiyoutpthastbebigtl
 cafodhailoolovmplcanhdonlhavlcattlovfol
 come fuhijumdadmtiyewitwathwithlididlovily
 jumlhavlidogherimoforhifunjuhgoilovshth
 haveiklheghtrdhereyjuiohiskjujumplovmei
 hlianeikhytlinlopuiismkltxbitnmcwerlikenrtw
 lookvghftrllovenjhytrlmenvgmiomvcdswwa
 klmyvhjgytononmklpionnhjytrplaymklprunl
 vgtrsaidvgfseevghtsrshgstopvfgrewthatil
 vhtheynmlkithisnmhiptonvcxzsupvcfgdrt
 wasvnjhwenmklopiwithvghyyesnmkyouvg


Sight Word Answers


aaladcadgallamplrfisherandhastyewilikan
apaneacomimplarecahilovtesasattwitwath
bidigllbdhanloonsetheuiyoutpthastbebigtl
cafodhailoolovmplcanhdonlhavcatlovfol
comefuhijumdadmtiewitwathwithlididlovily
jumlhavliogherimoforhifunjuhgoilovshth
haveklheghtrdhereyjuiohiskjujumplovme
hliaaneiikhytlinlopuiismkltxbitnmcwerlikenrtw
lookvghftrllovenjhytrlmenvgmomvcdswqa
klmyvhjgytononmklpionnhjytrplaymklprunl
vgtrsaidvgfseevghtrshestopvfgrewthatil
vhtheynmikithisnmhioptonvcxzsupvcfgdrt
wasvnjhwenmklopiwithvghyyesnmkyouvgh

Vowel Puzzle Cards

Directions:


- Print two sets.
- Laminate
- Cut apart.
- Store in an envelope
- Have students choose a partner and see who can put them together the quickest.





Ii

ice cream



Oo

orange




Uu

umbrella

Consonant search.
TRACE the box that holds a consonant

a	p	i	g	u	h	z	i
g	h	o	j	k	l	a	m
a	x	l	a	q	r	s	t
e	f	w	o	y	a	z	b
i	c	d	a	f	u	g	h
j	a	i	l	o	m	n	u
p	u	q	o	r	u	s	t
v	e	a	w	o	x	y	i
a	z	e	b	i	c	o	u
d	f	e	a	g	i	h	o
u	j	k	l	m	n	p	q
r	u	s	t	v	w	x	y
a	z	e	b	i	c	o	u

Bingo Dot the Consonants



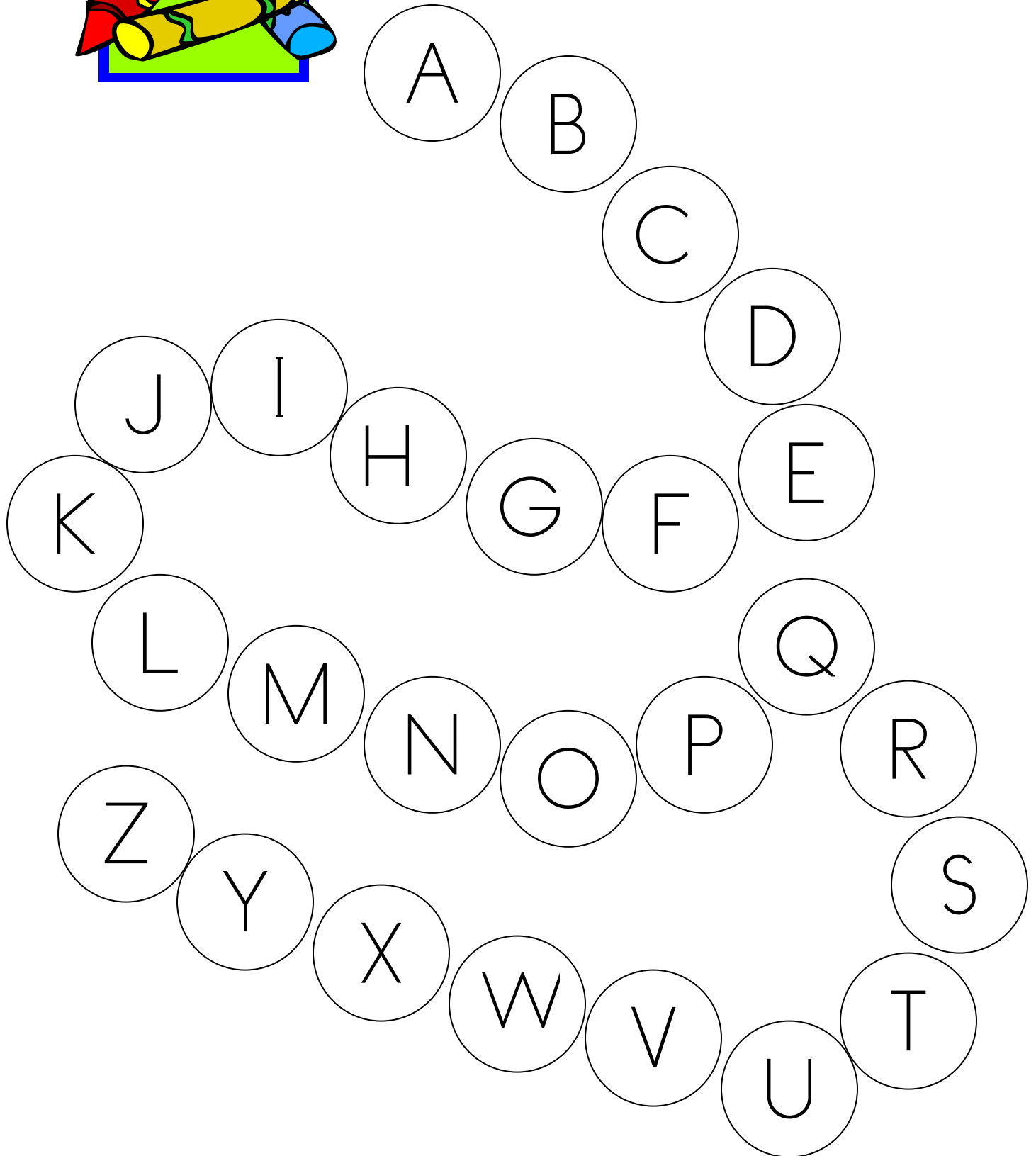

VOWEL search.

TRACE the box that holds a vowel. Vowels are

a e i o u.

a	b	i	c	u	d	g	i
g	h	o	j	k	l	a	m
e	n	p	a	q	r	s	t
v	e	w	x	y	a	z	b
i	c	d	a	f	u	g	h
j	k	i	l	o	m	n	u
p	u	q	o	r	u	s	t
e	v	e	w	x	o	y	i
a	z	e	b	i	c	o	u
d	e	f	a	g	i	h	o
u	j	k	l	m	n	p	q
r	s	u	t	v	w	x	y
z	a	e	i	b	c	o	u

Bingo Dot the Vowels



My Vowel Book

By



Long Vowel Aa


cake



rain




hay



eight

Short Vowel Aa



plant



map



dad




cat

Long Vowel Ee



feet



fever



electricity

Short Vowel Ee



eggs




elephant




bed


Long Vowel i



kite

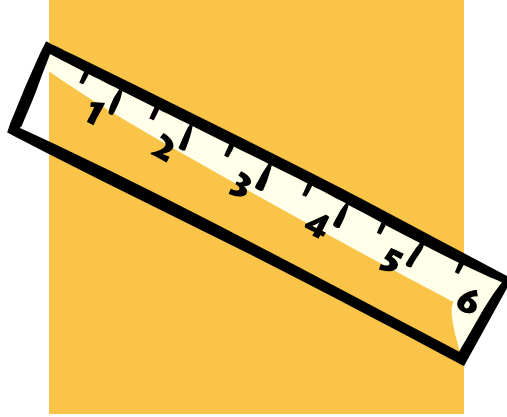


sunlight



write

Short Vowel **i**



inch



mi**i**t



ink

Long Vowel Oo



joke




orangutan



orange

Short Vowel Oo



o octopus



s o cks




r o cks


Long Vowel Uu



ice cubes



ruler



mule


Short Vowel Uu



cut



putt



buck

Long vowel Aa

cake rain hay eight

Short vowel Aa

plant map dad cat

Aa Aa Aa

Long vowel Ee

feet fever electricity

Short vowel Ee

eggs elephant bed

Ee Ee Ee

Long vowel i

kite sunlight write

Short vowel i

inch mit ink

i i i

Long vowel Oo

joke orangutan orange

Short vowel Oo

octopus socks rocks

Oo Oo Oo

Long vowel Uu

ice cubes ruler mute

Short vowel Uu

cut putt buck

Uu Uu Uu



ABC Sound Alphabet Song

I use a laser pointer and turn off the lights.

I pull out a Popsicle stick with a student's name on it to see whose turn it is to hold the laser. We sing the regular **ABC song** and then that person chooses another Popsicle stick and we chant the **Sound ABC song**. It goes like this.

A as in Acorn
A as in Apple
Ah as in car
Aw as in walk

Buh

Ca as in Cat
Sss as in Circle

Duh

E as in easy
Eh as in egg

FFFF

Guh as in gorilla
Jah as in giraffe

Kuh

LLLL

MMM

NNN

O as in Open
Ah as in Octopus

Puh

Qu

RRRR

SSSS

TTTT

U as in unicorn
Uh as in up
Er as in turn
U as in put

VVVV

Wuh

Xxxx as in box

Yuh as in yellow, i as in sky, e as in many

ZZZZZZ

The other song we sing is the **Vowel Song**. It goes to the tune of **B-I-N-G-O**

There was a class that knew their vowels
and this is what they sang oh.

a-e-i-o-u

a-e-i-o-u

a-e-i-o-u

They were so very smart oh!



Turn and Learn Alphabet Wheels

©TeachWithMe.com

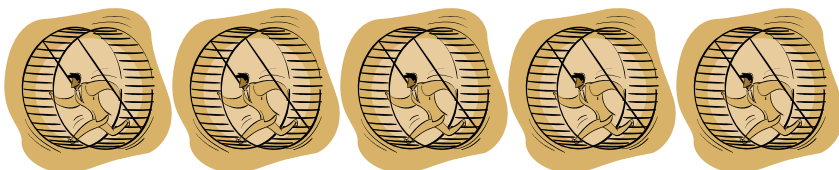
Beginnings letter sounds: A-Z

Materials:

- Card Stock
- Scissors
- Brass Brads
- Construction paper

Directions:

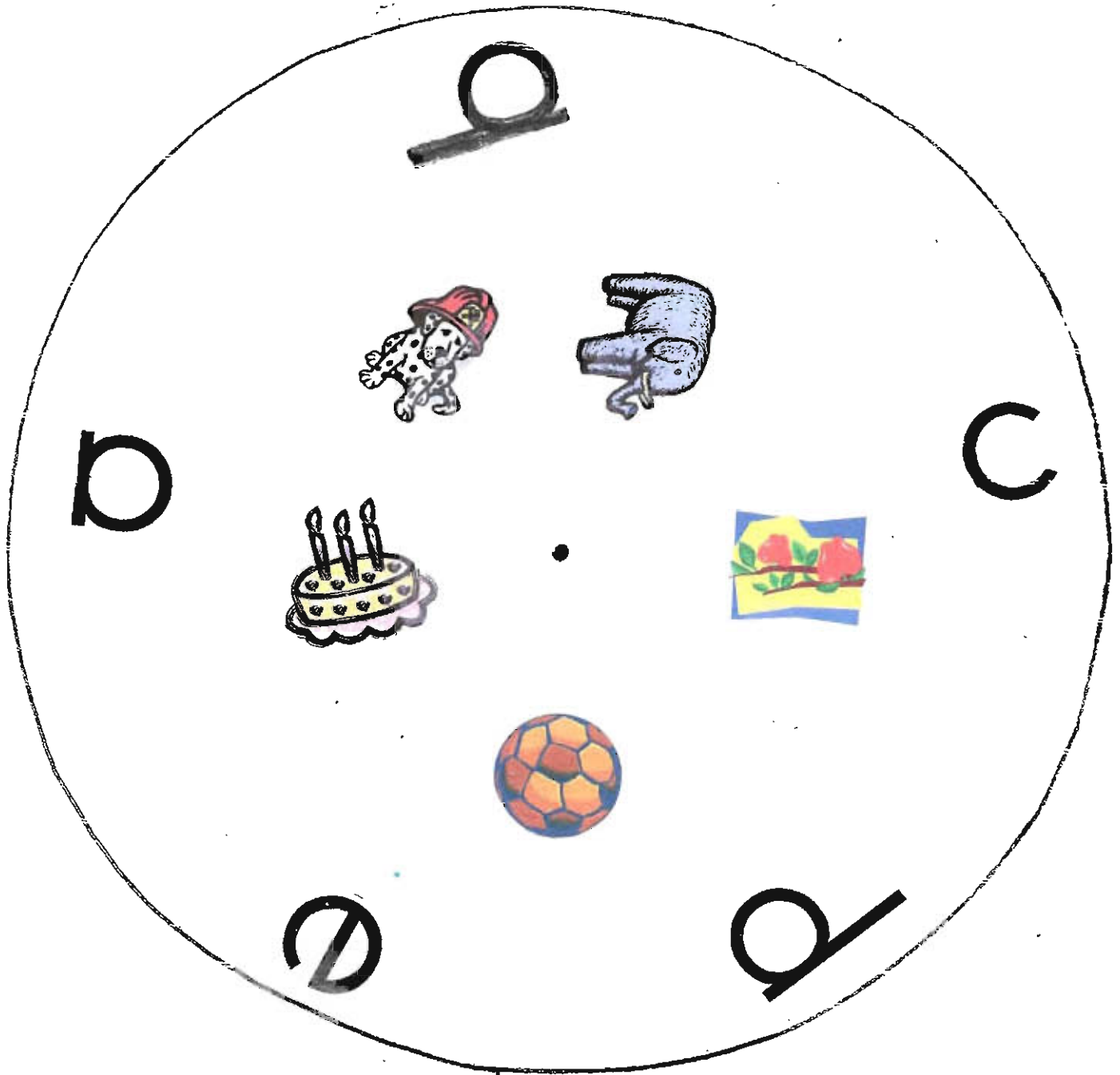
- Run off yours on cardstock and laminate for a class set.
- Run off a set for students on copy paper and the front wheel on construction paper.
- Each wheel has two circles.
- The front “My Alphabet Wheel” and the bottom with a set of letters and pictures.
- There are 5 wheels in all.
- The square and triangle on the top circle wheel need to be cut out so that the letter and picture show.
- Place the wheel circles on top of each other.
- Poke a hole in the center with a protractor and fasten them together with a brass brad.
- Turn and Learn!

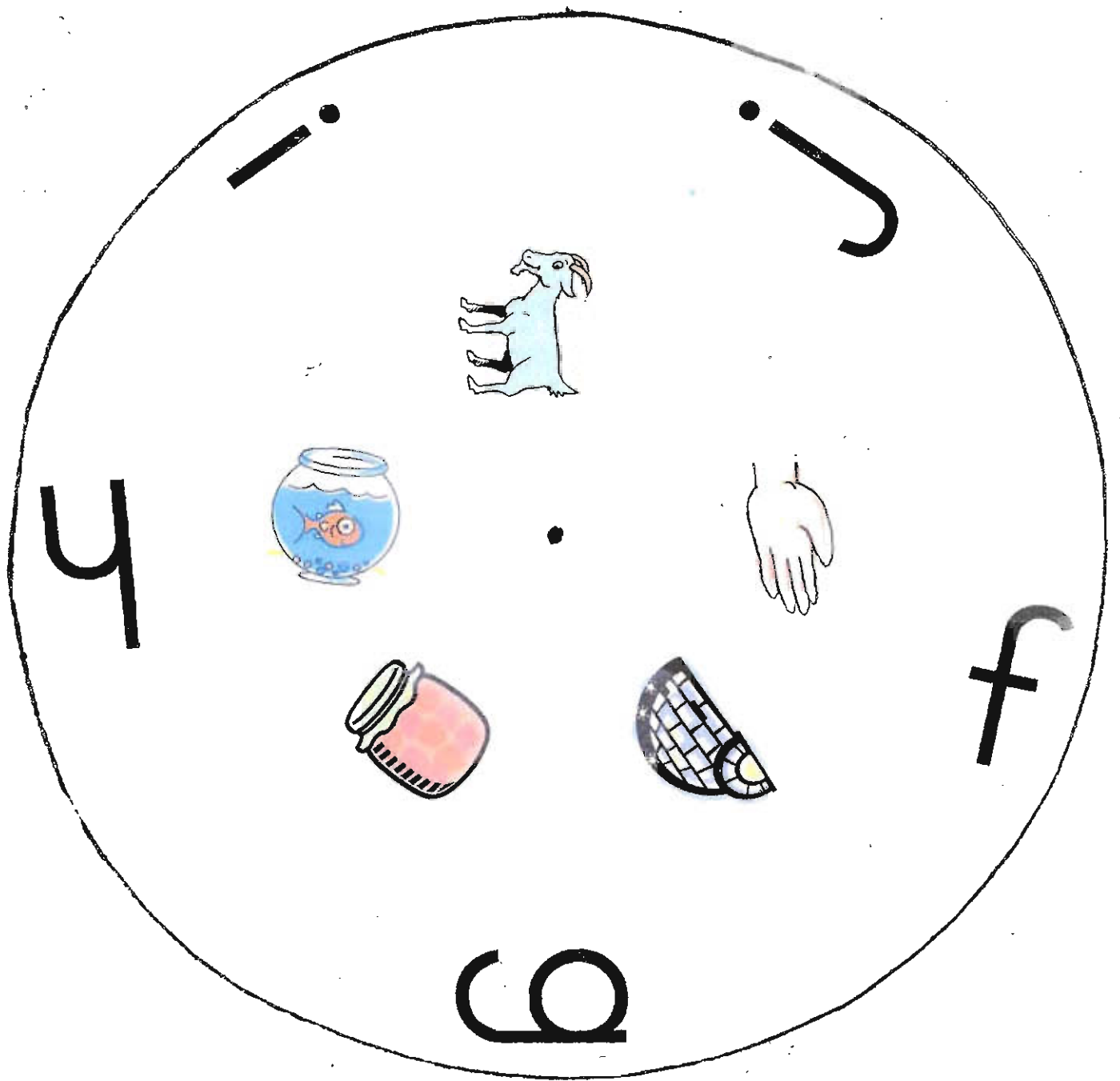



My Alphabet Wheel


Cut out

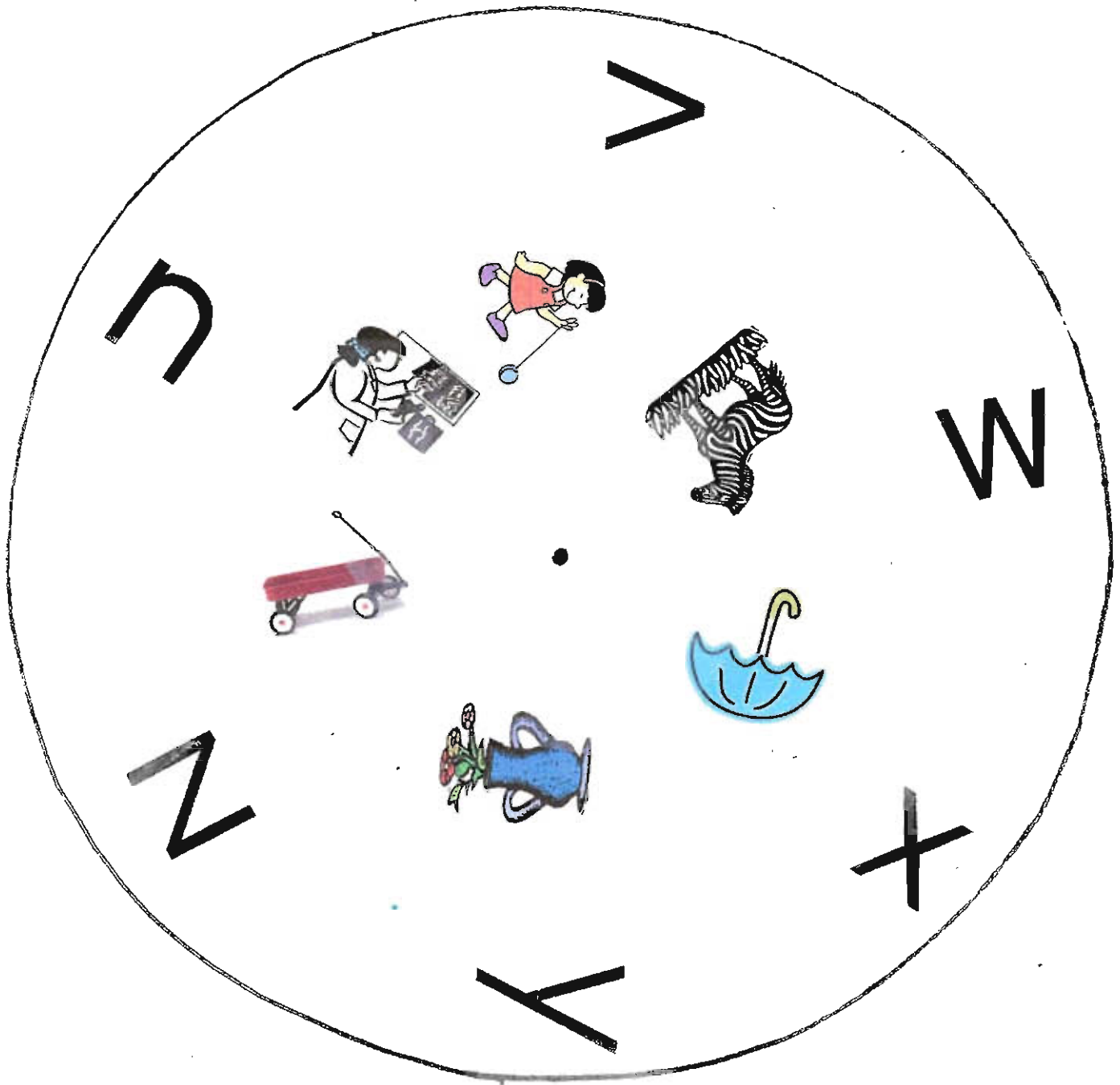
Cut out

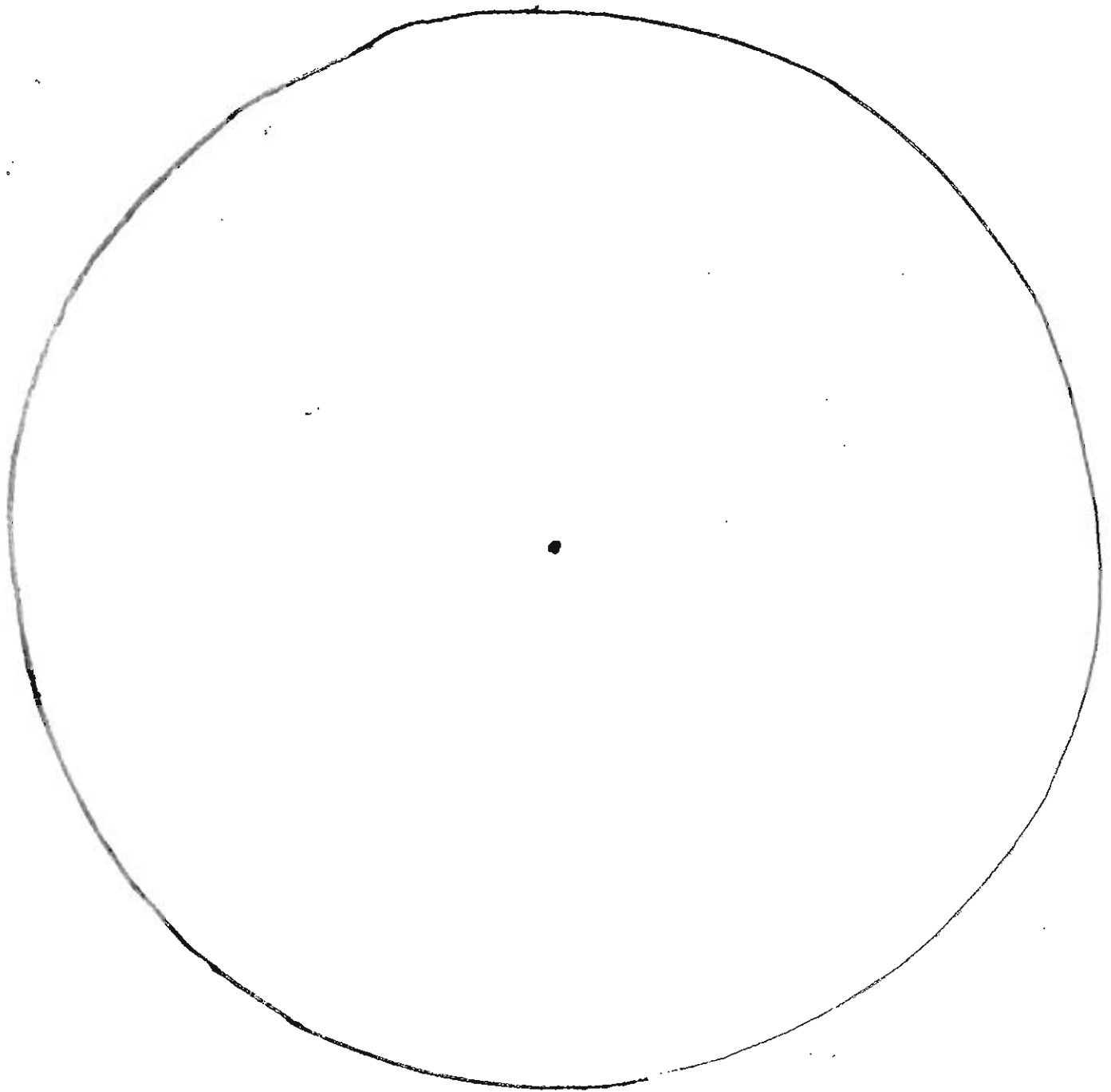




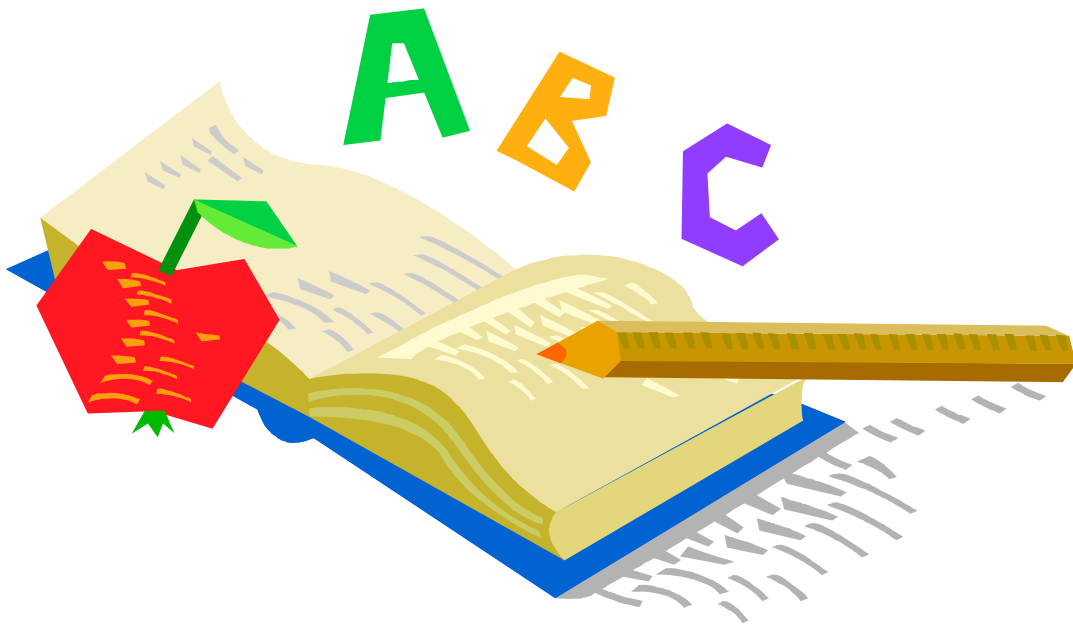









My ABC Big Book Of Words and Sounds




By



An apple

Aa

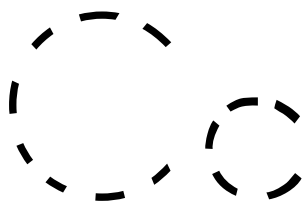


Bouncing ball

Bb




Chocolate cake



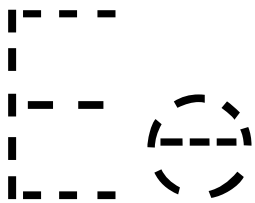



Dalmatian dog

Dd




Eating elephant





Friendly fish

Ff




Gray goat

eg



Helping hand

h h




Icy igloo

I i



Jelly jar





Kelli's kite

Kk



Lit lamp

L




Mike's milk

Mm

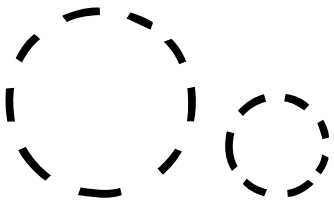



Nice nest

Nn



Open orange






Pink pig

Pp




Quiet queen

Qq




Ruby ring

Rr



Shining sun

Ss



Tall tree

T t



Up umbrella

u u



Violet vase

V v




Wagon wheels

W w



X-rays

X x



Yellow yo yo

Y y



Zany zebra

Zz

Aa

Bb

Cc

Dd

Ee

Ff

Gg

Hh

Ii

Jj

Kk

U

Mm

Nn

Oo

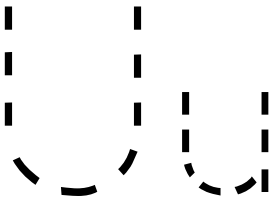
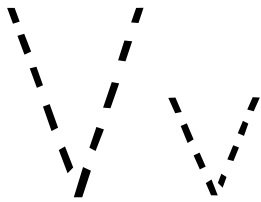
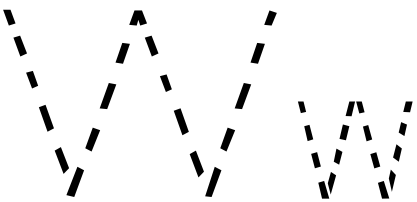

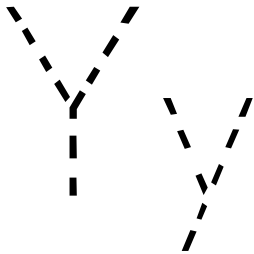
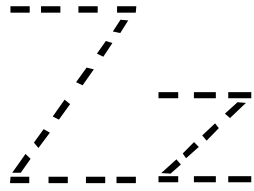
Pp

Qq

Rr

Ss

Tt



Pinch & Pokes and Rip & Tears



©TeachWithMe.com



What's a P & P?



- I'm not sure who invented Pinch and Pokes but I've been using them for the past ten years to build upper body strength, finger dexterity, and hand muscle development with my Y5's ever since I saw one in one of my friend's kindergarten classes.
- I couldn't find them anywhere so I simply draw whatever theme thing I need, number or letter that we are studying and put dots on it.
- My students lie on their tummies on the carpet and poke a hole in the dots with a big thumb tack.
- I explain the two rules: No poking yourself or anyone else or you won't be able to do a P & P.
- They so enjoy doing them that I've never had a problem.
- If you want to do them with really young children use **golf tees** instead of thumb tacks.
- They have a huge array of really big fat colorful ones out now, everything from big balls to lady bugs that are easy for a child to grasp and poke with; perfect for strengthening finger muscles and holding something in the appropriate writing grasp!
- Whatever letter we are studying that week, I have a P&P as a center activity.



What's a Rip & Tear?



- This is another way I strengthen my student's finger muscles and help them learn the letters of the alphabet in a fun way.
- They use the P&P letter masters and simply rip strips of colored paper and glue them on the letter. It's also an opportunity to work on patterning.
- I make this into a booklet for them. It's a nice keepsake that they can take home at the end of the year. Whatever letter we are working on for the day/week they pull out their booklet and do as a center activity. They have a choice of colored strips that they can use, or they can do a multi-colored letter.
- I've included a cover for this if you want to make yours into a booklet, or you can simply have them take their letter home when they finish it. It's a nice independent center activity, or something optional students can do when they are done with other work.




































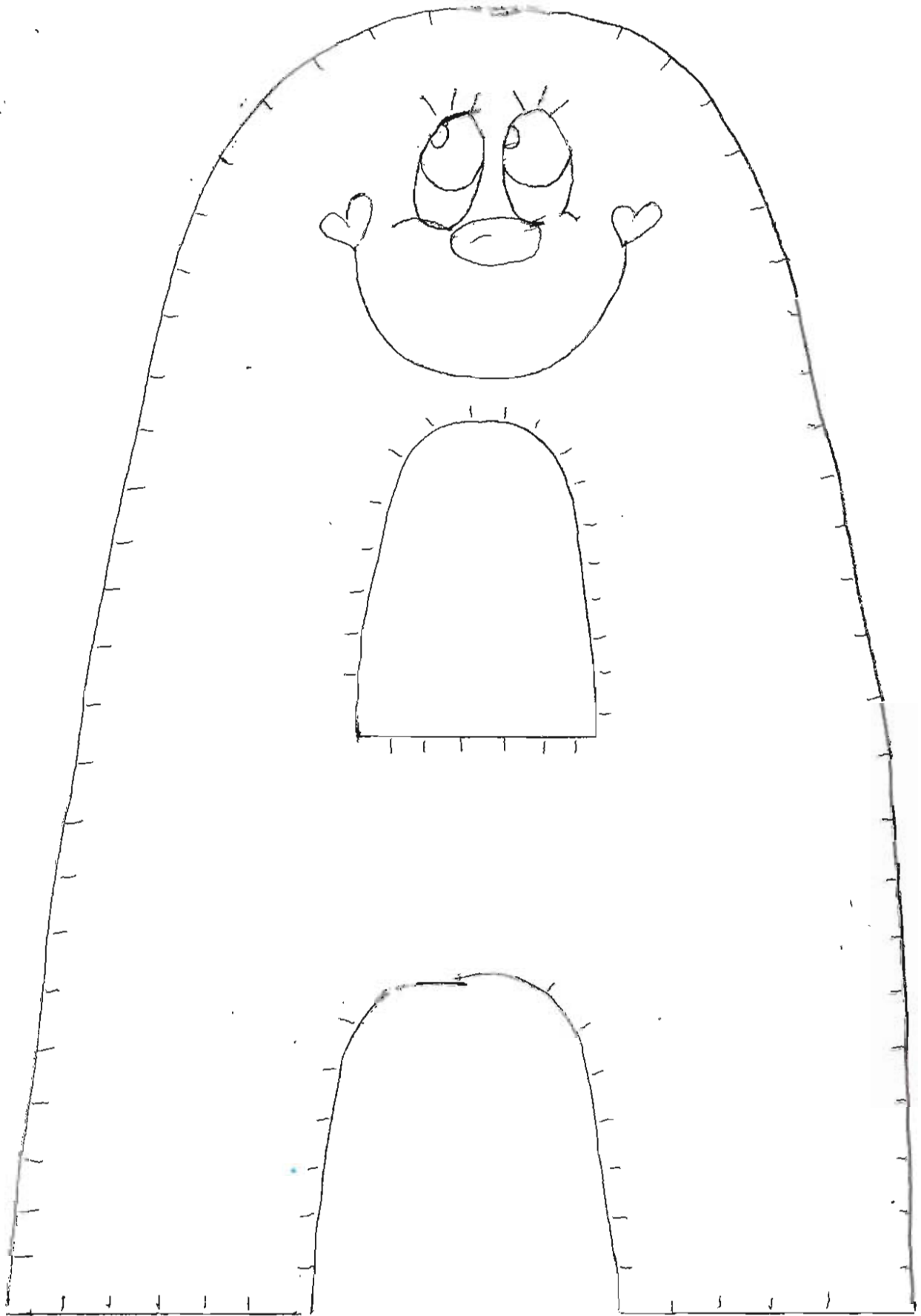


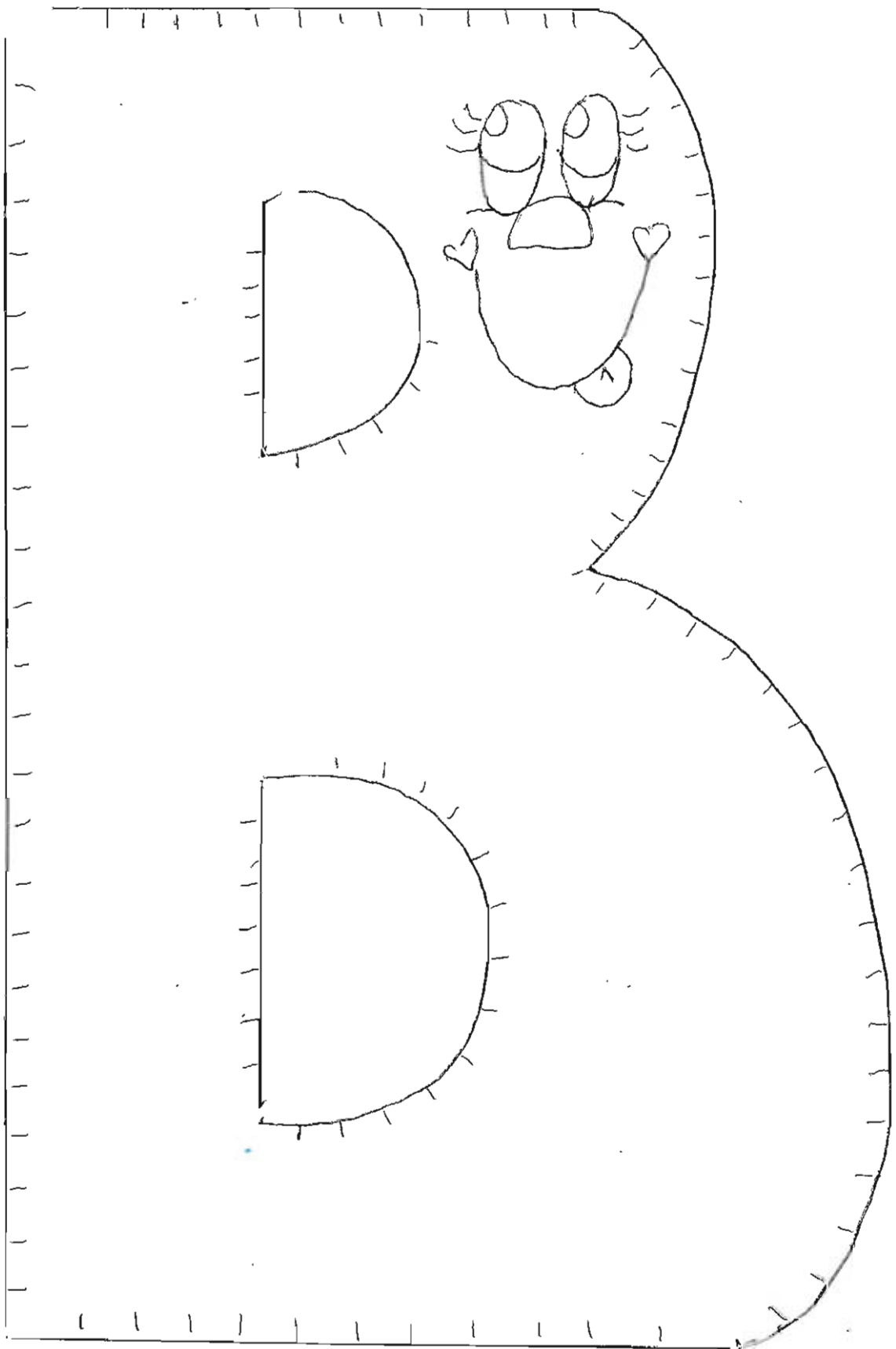





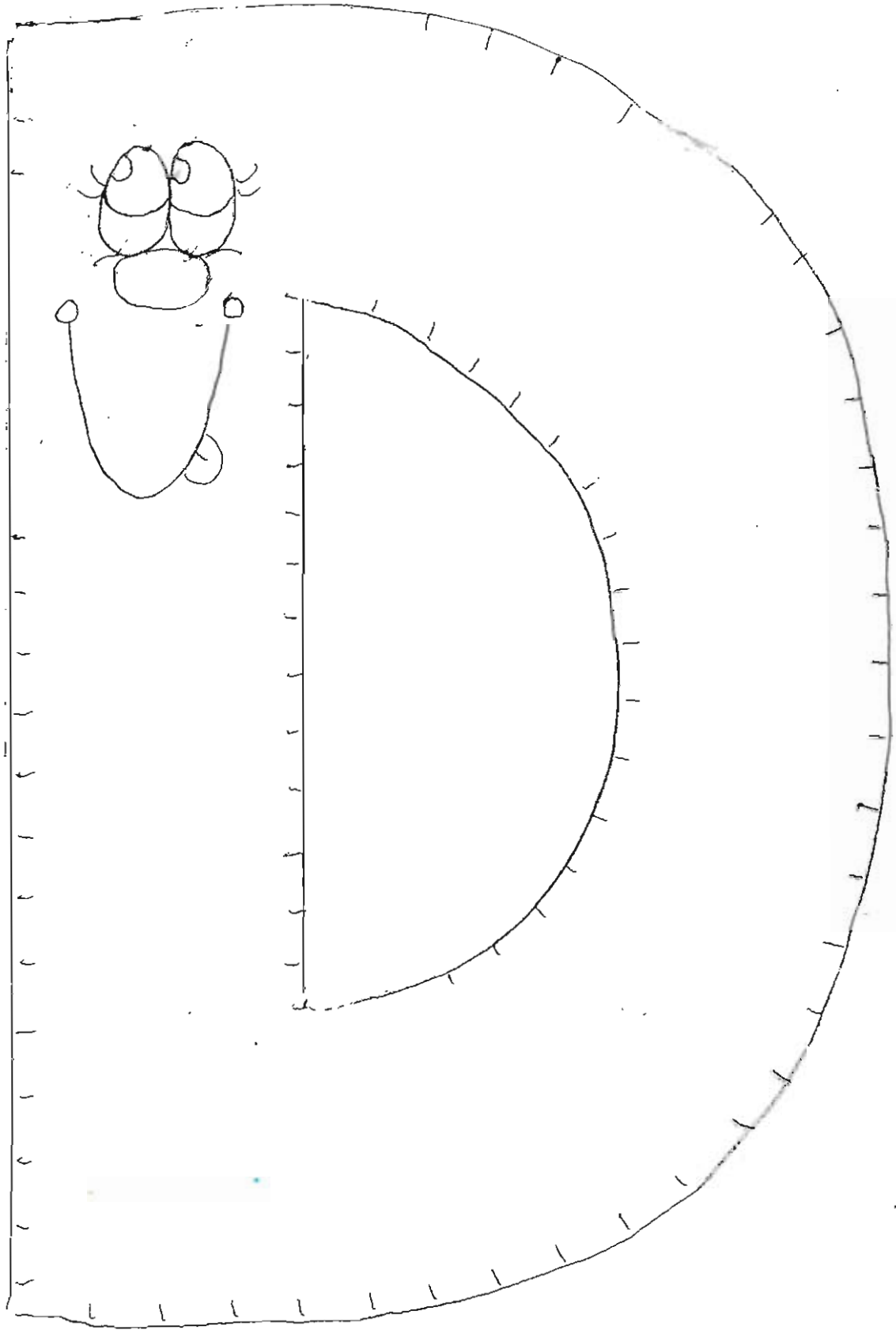


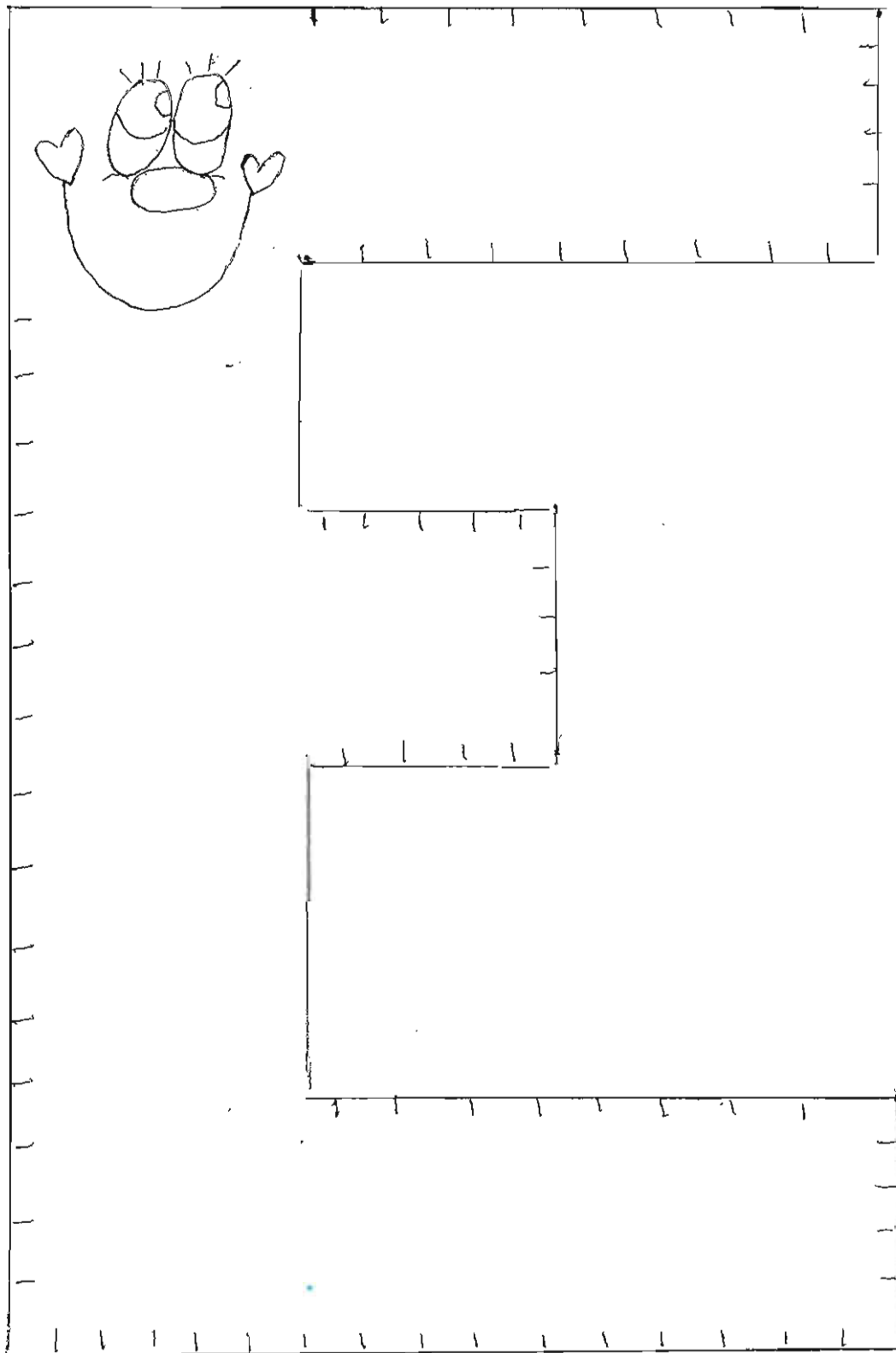


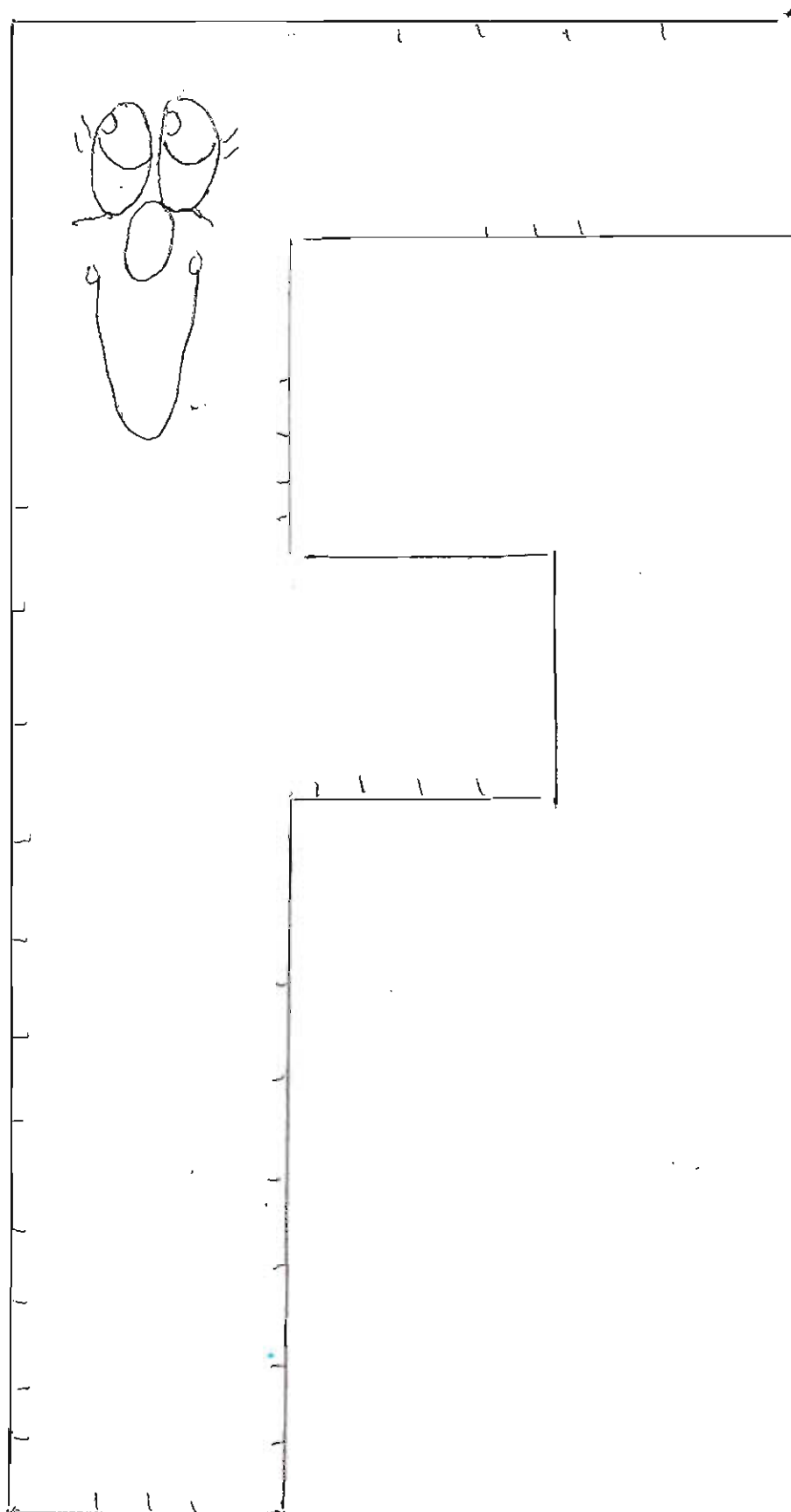


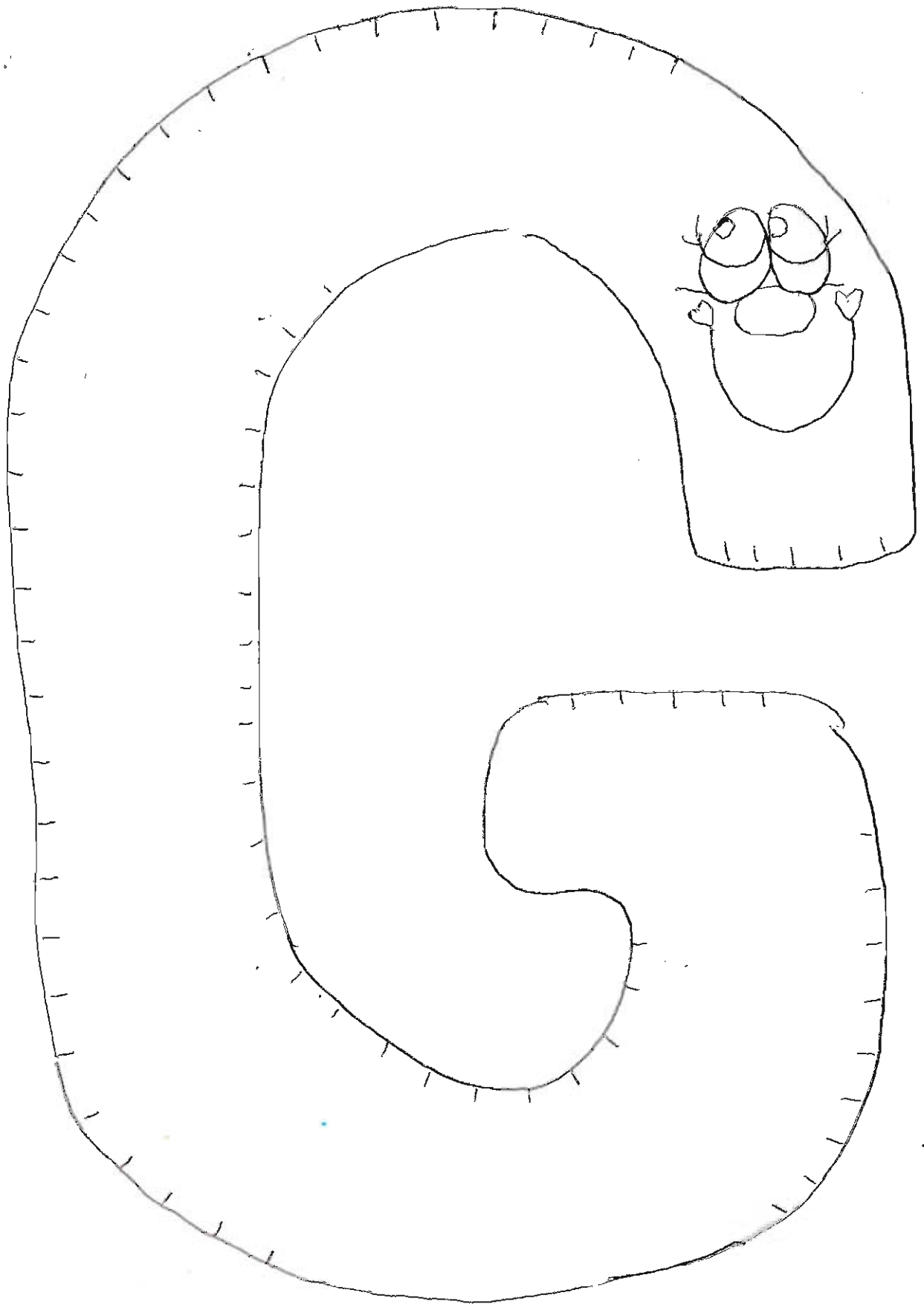


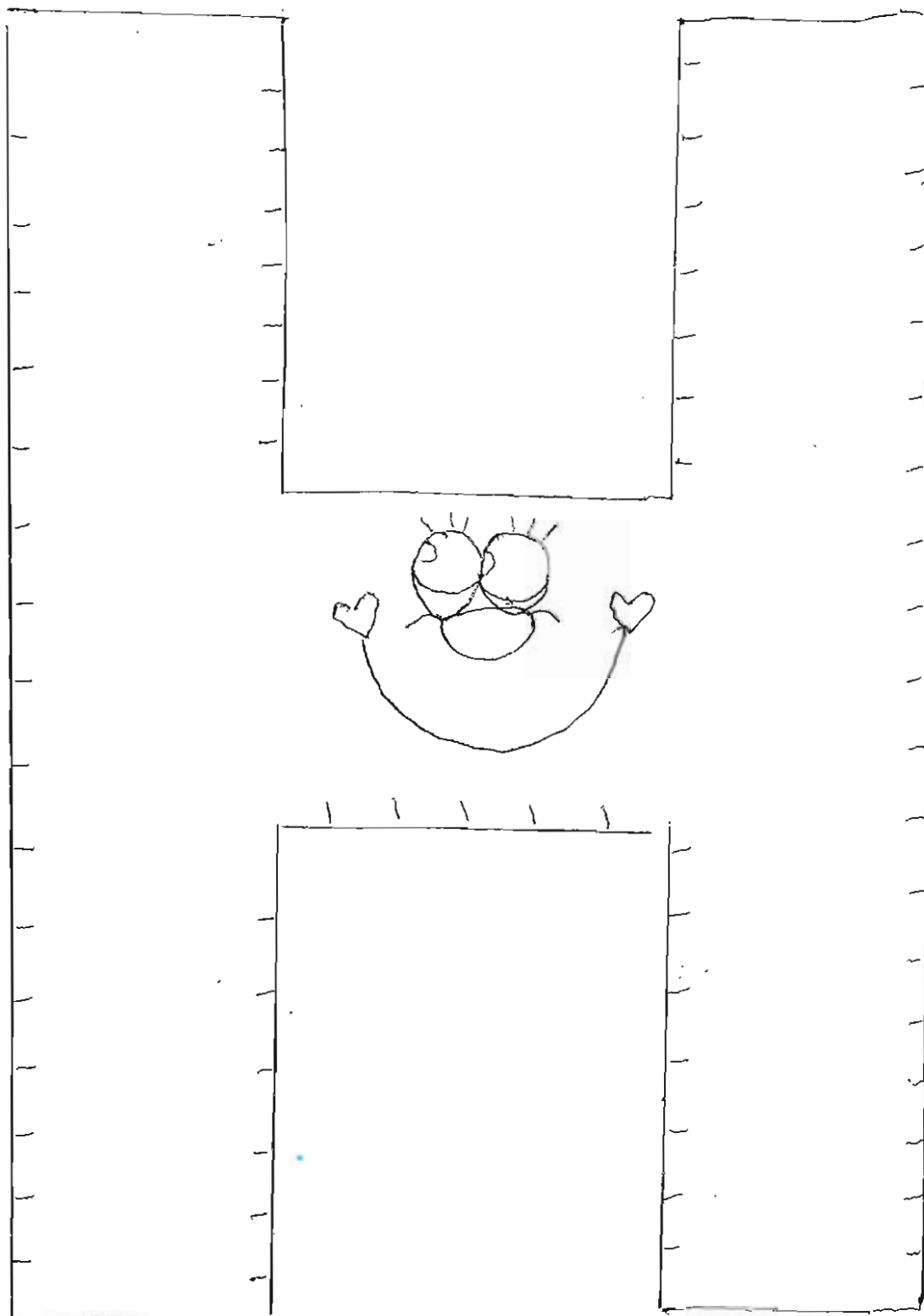


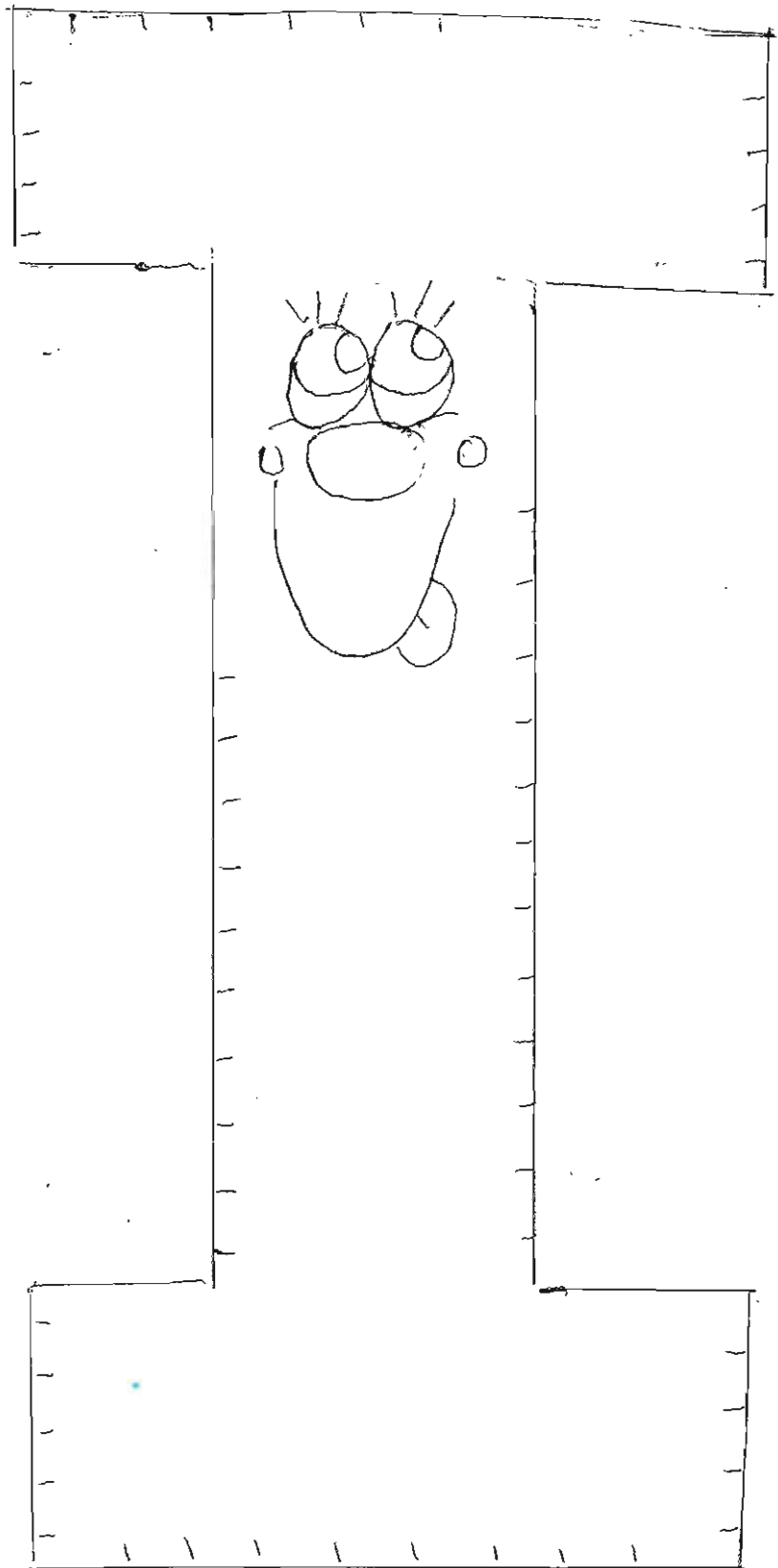


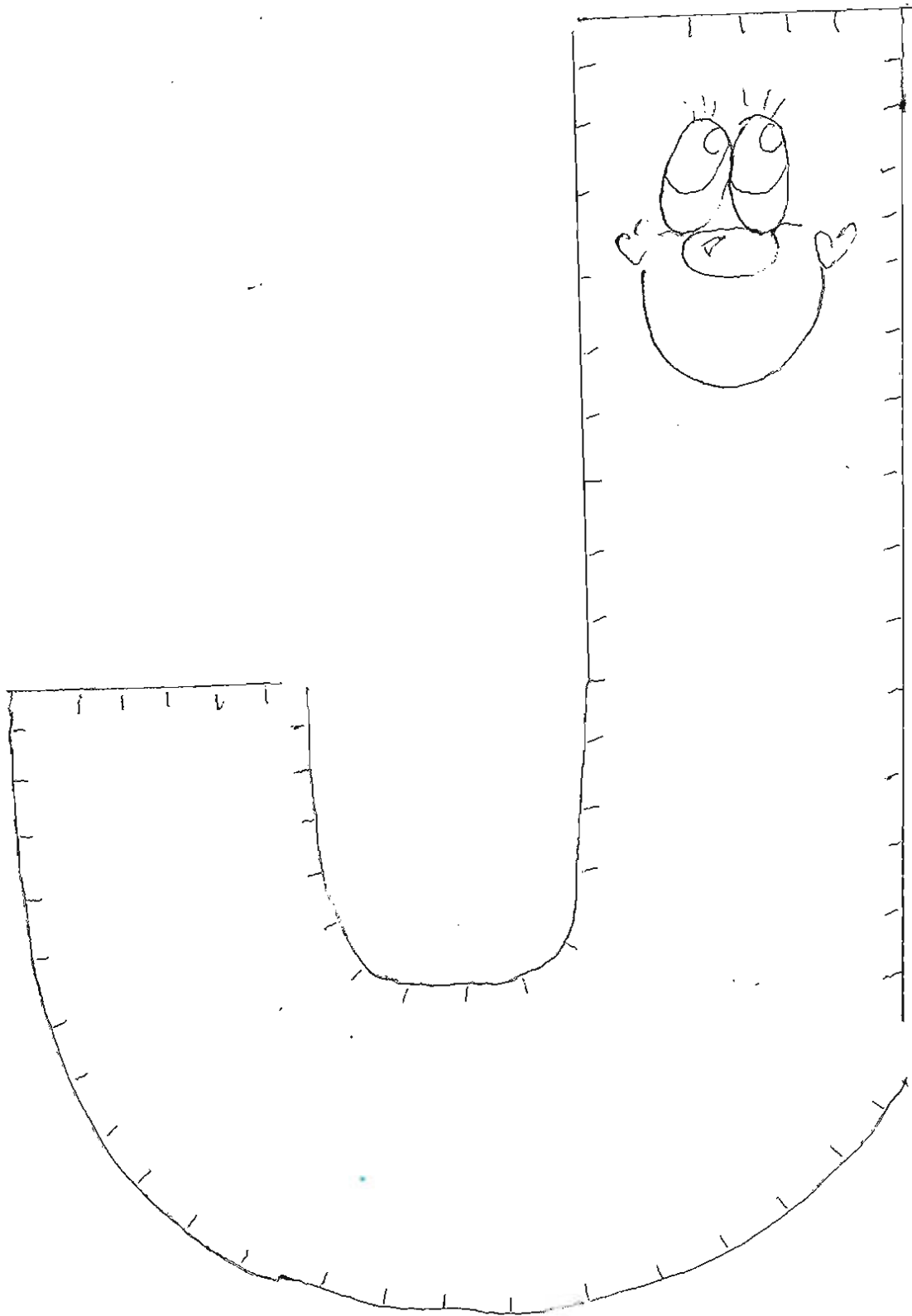


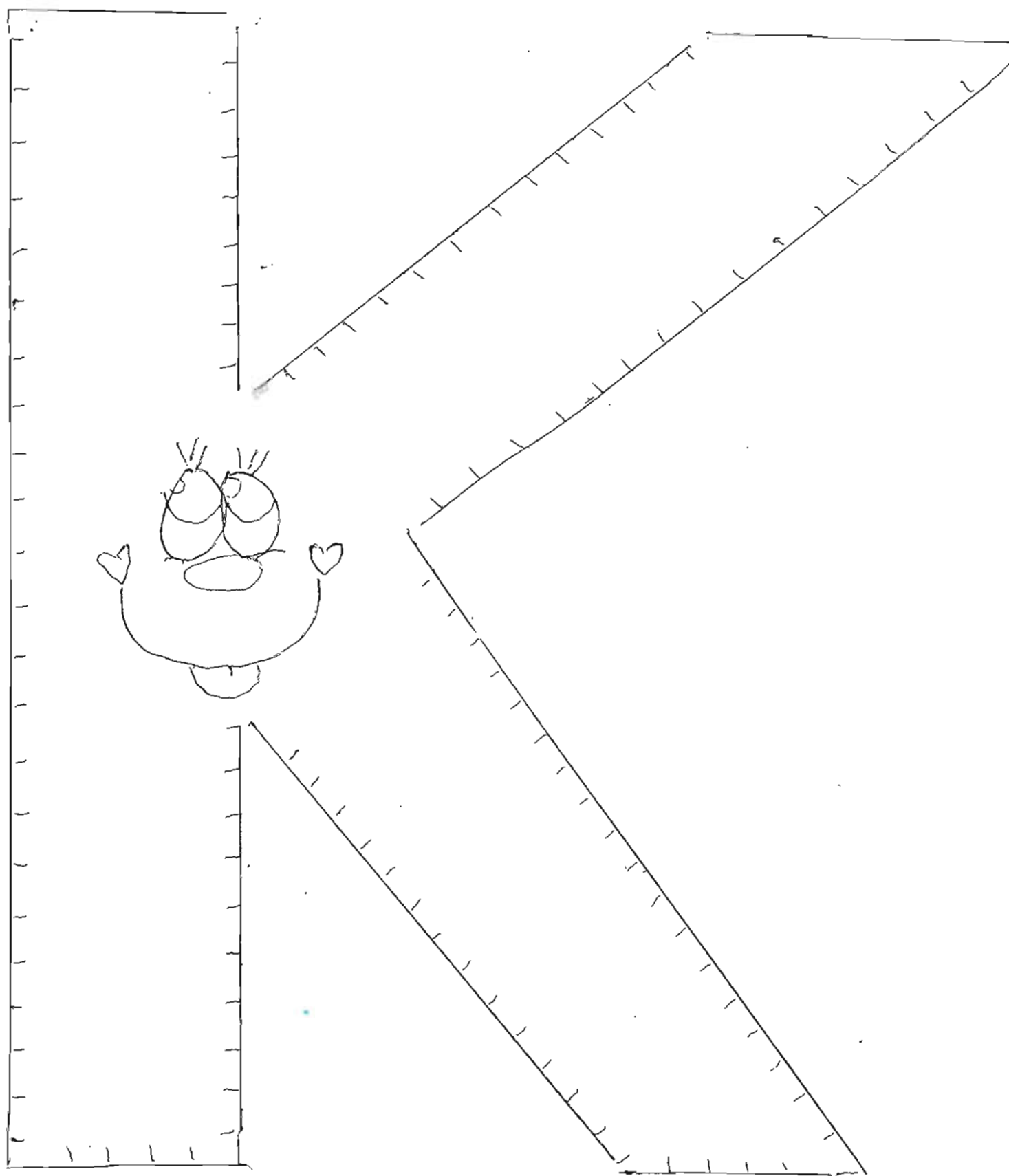


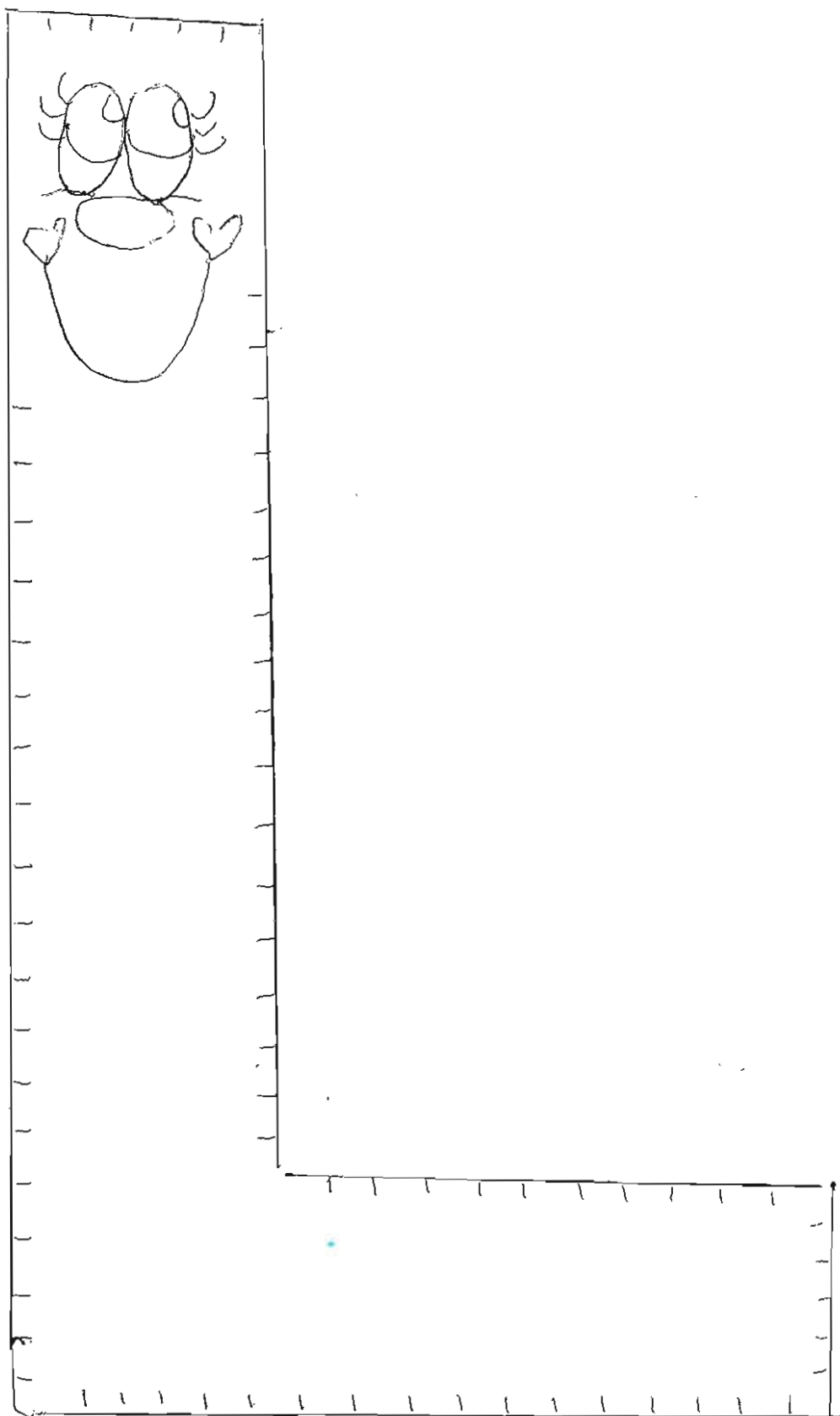


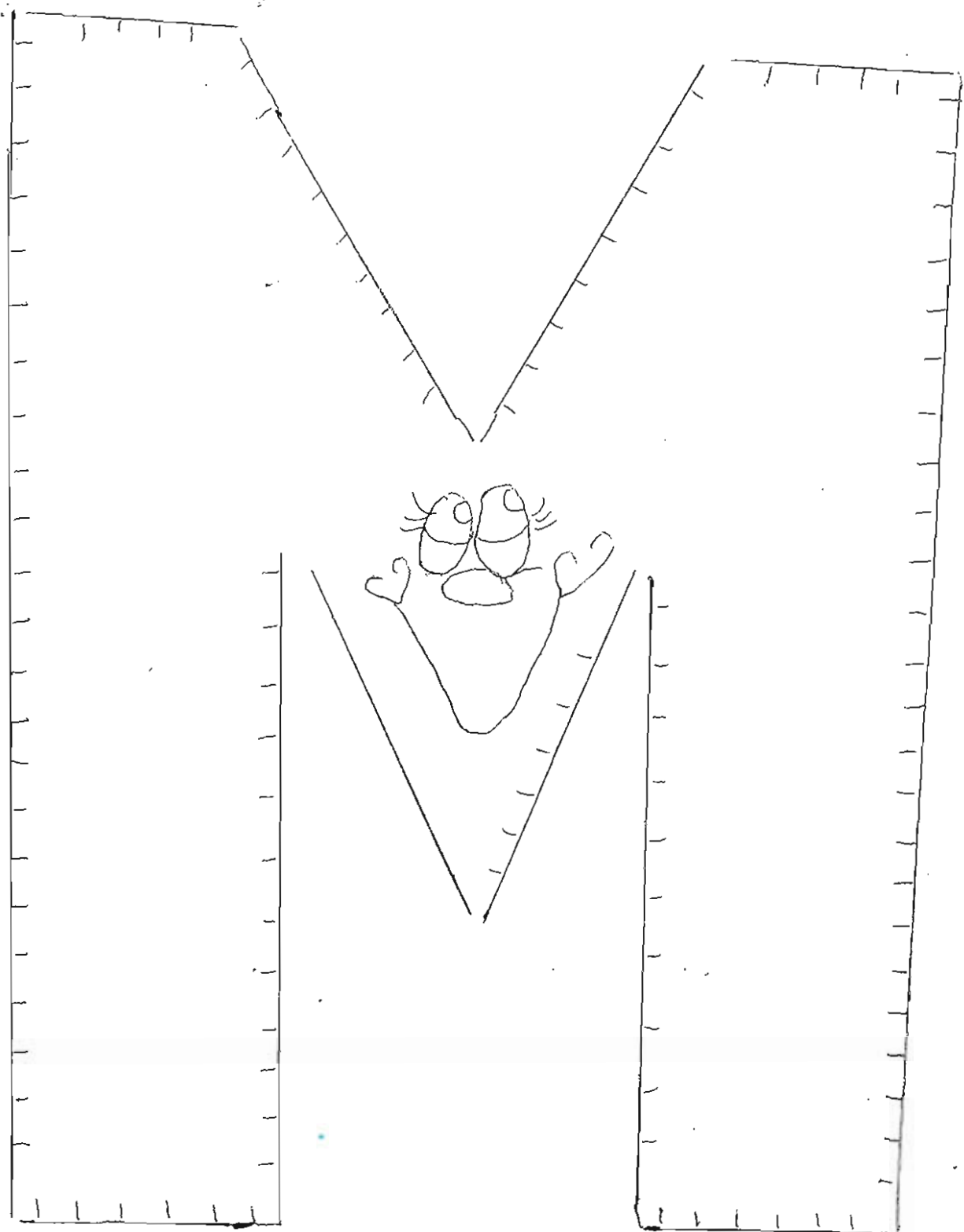


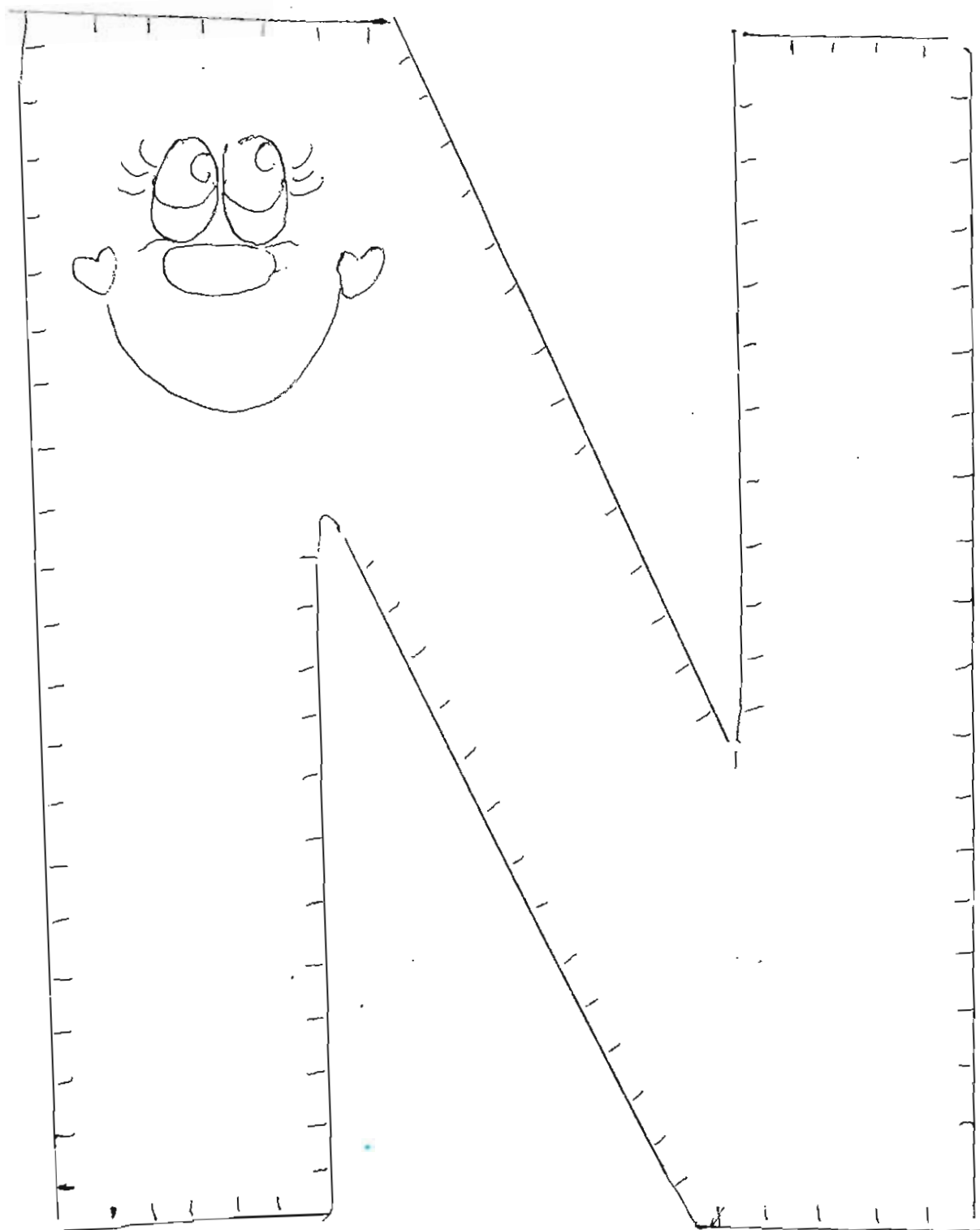


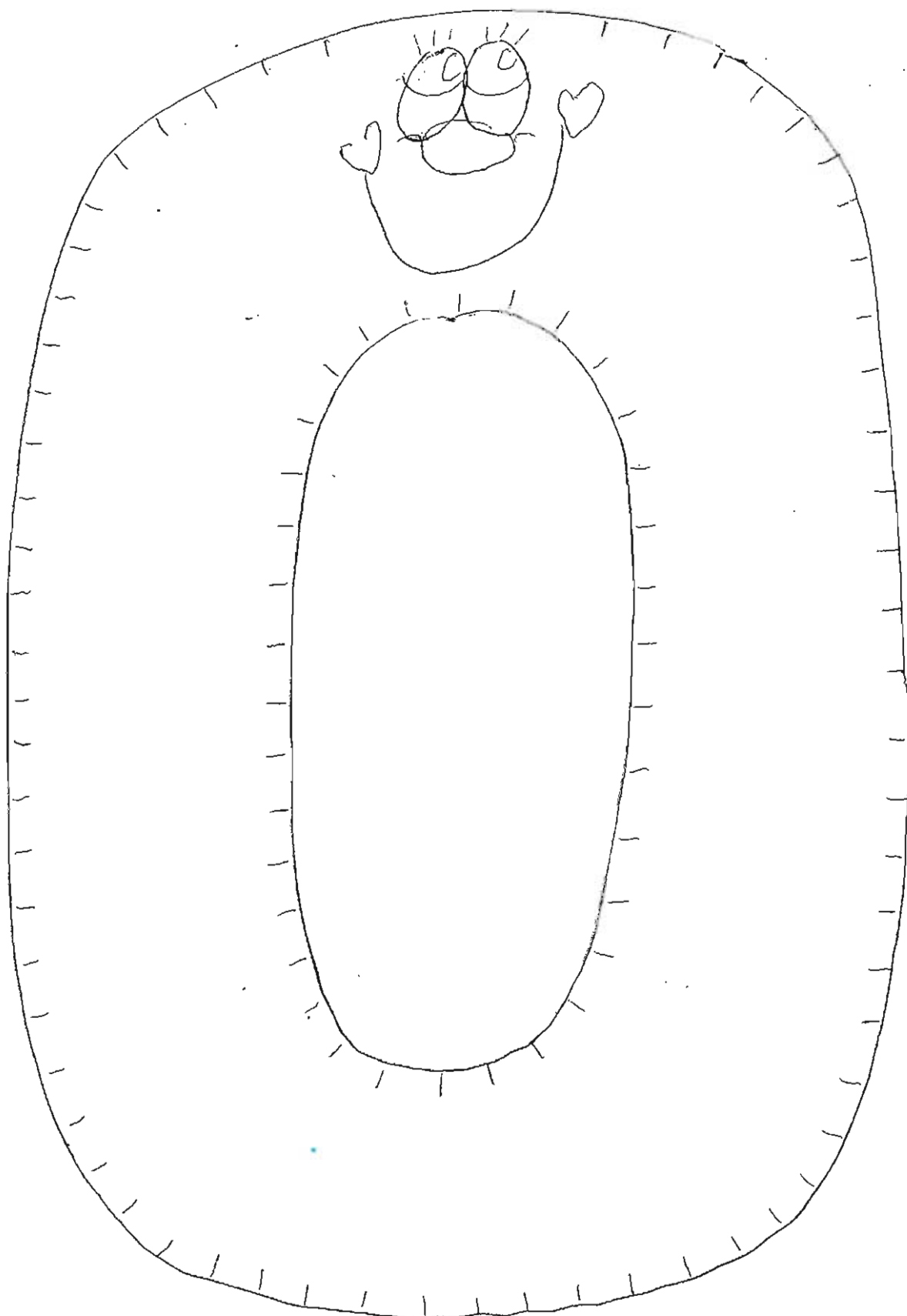


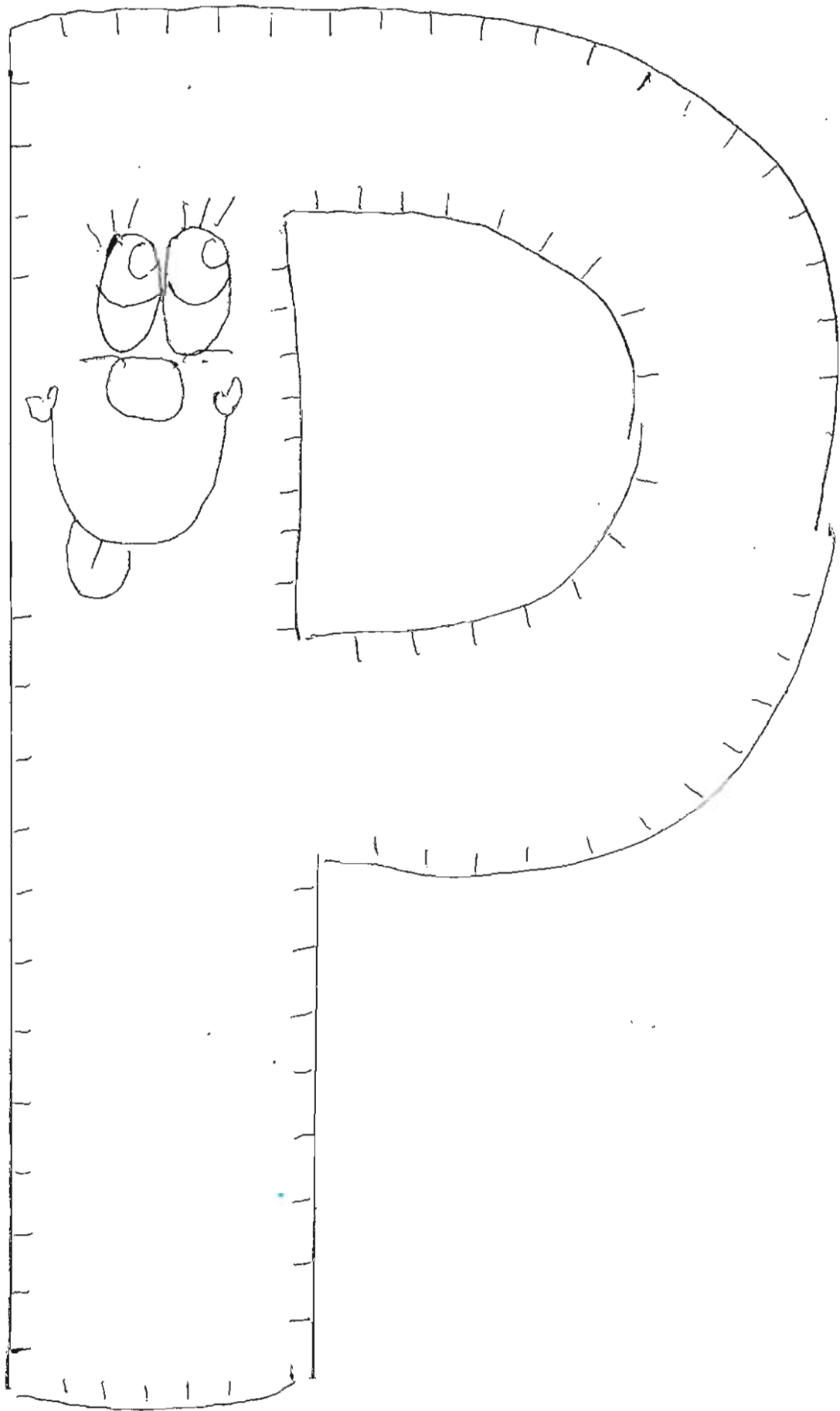


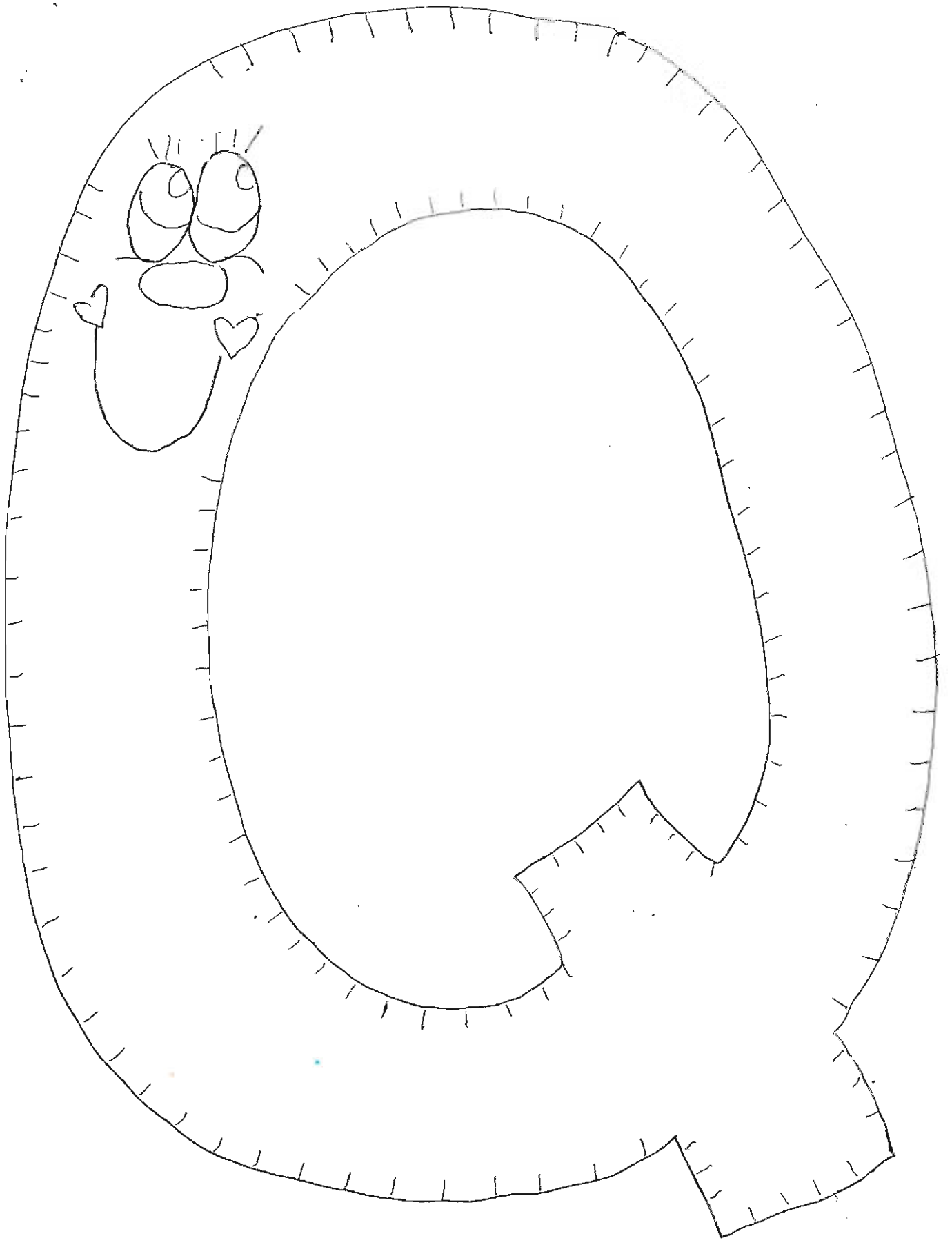





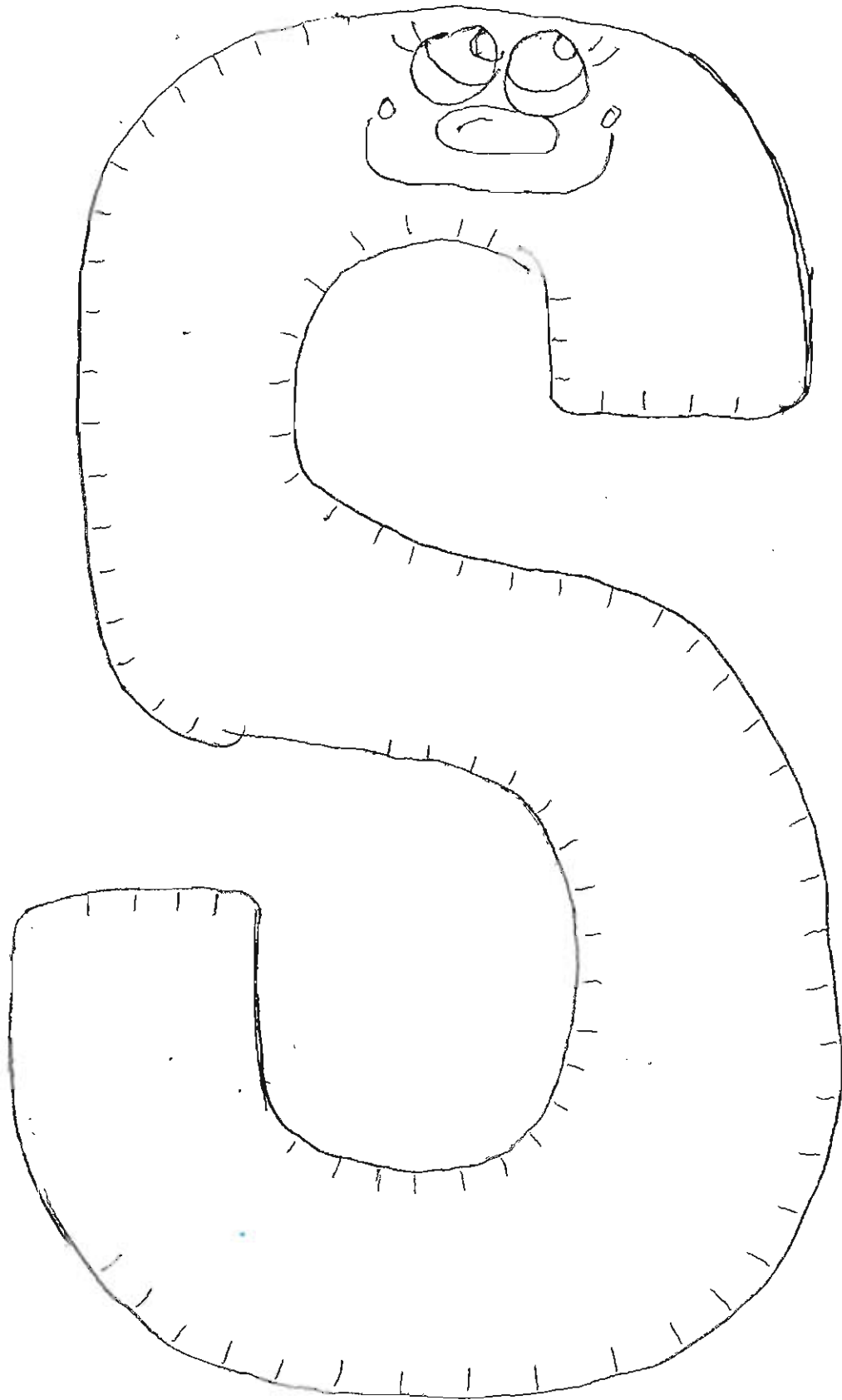


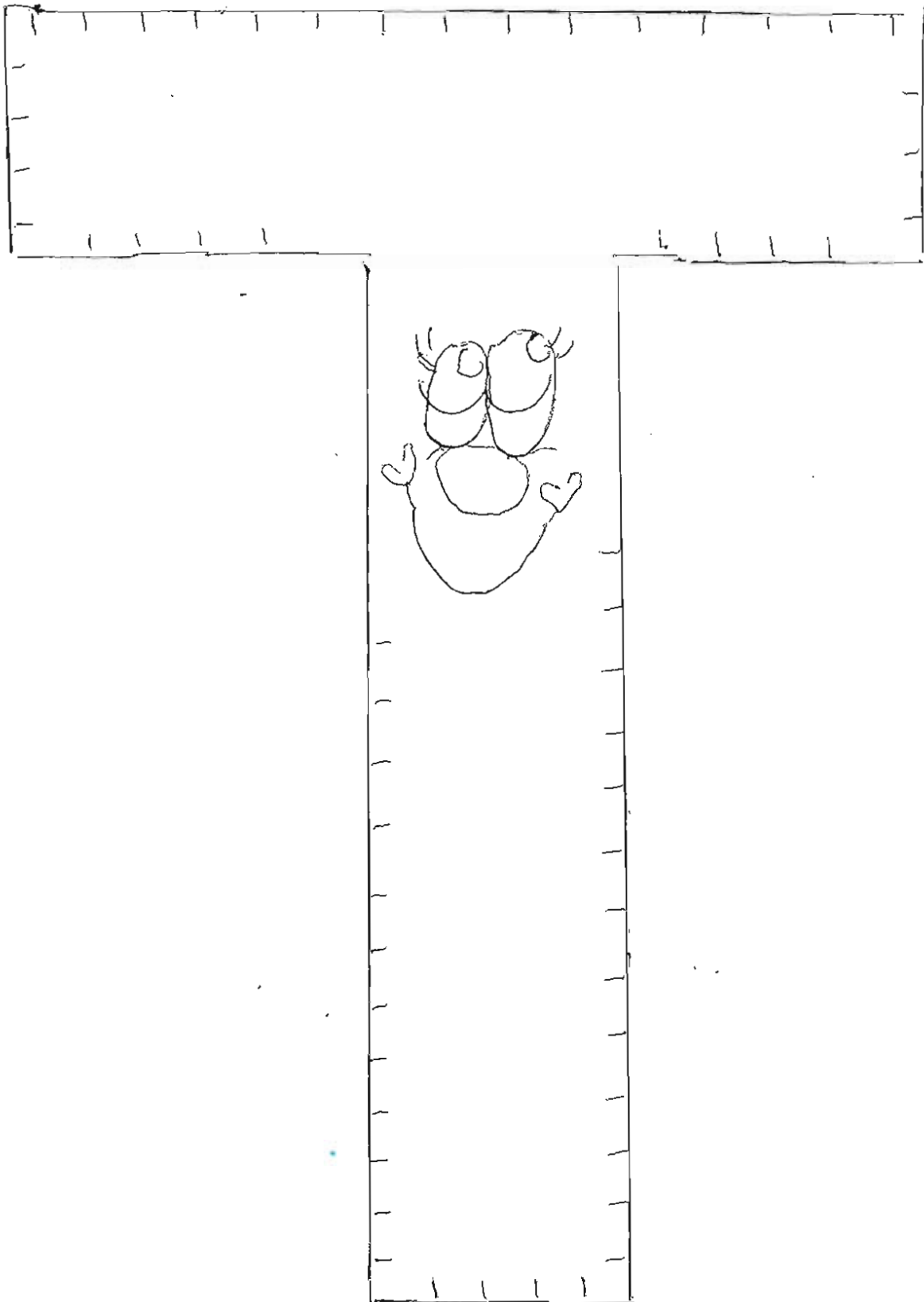


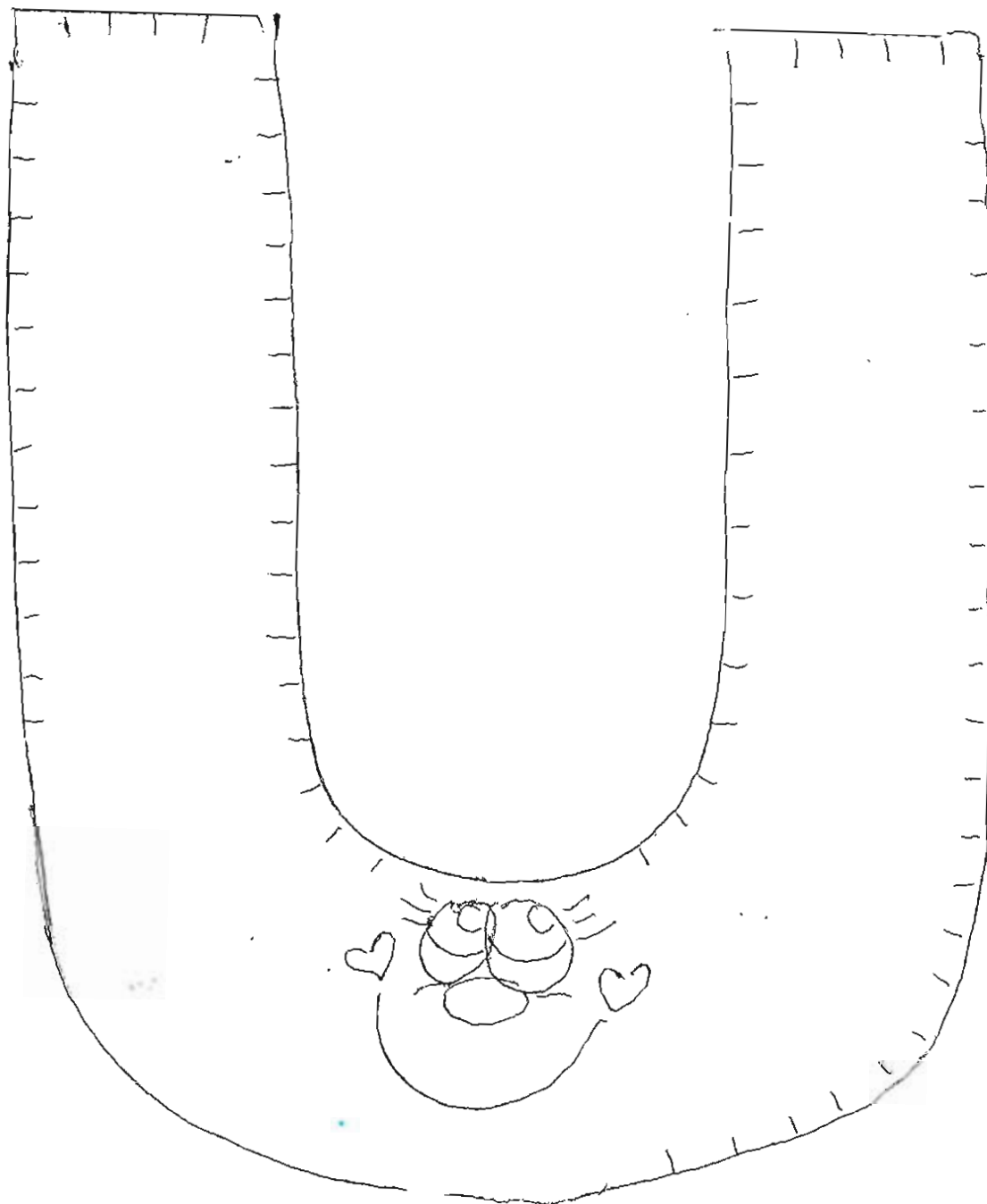


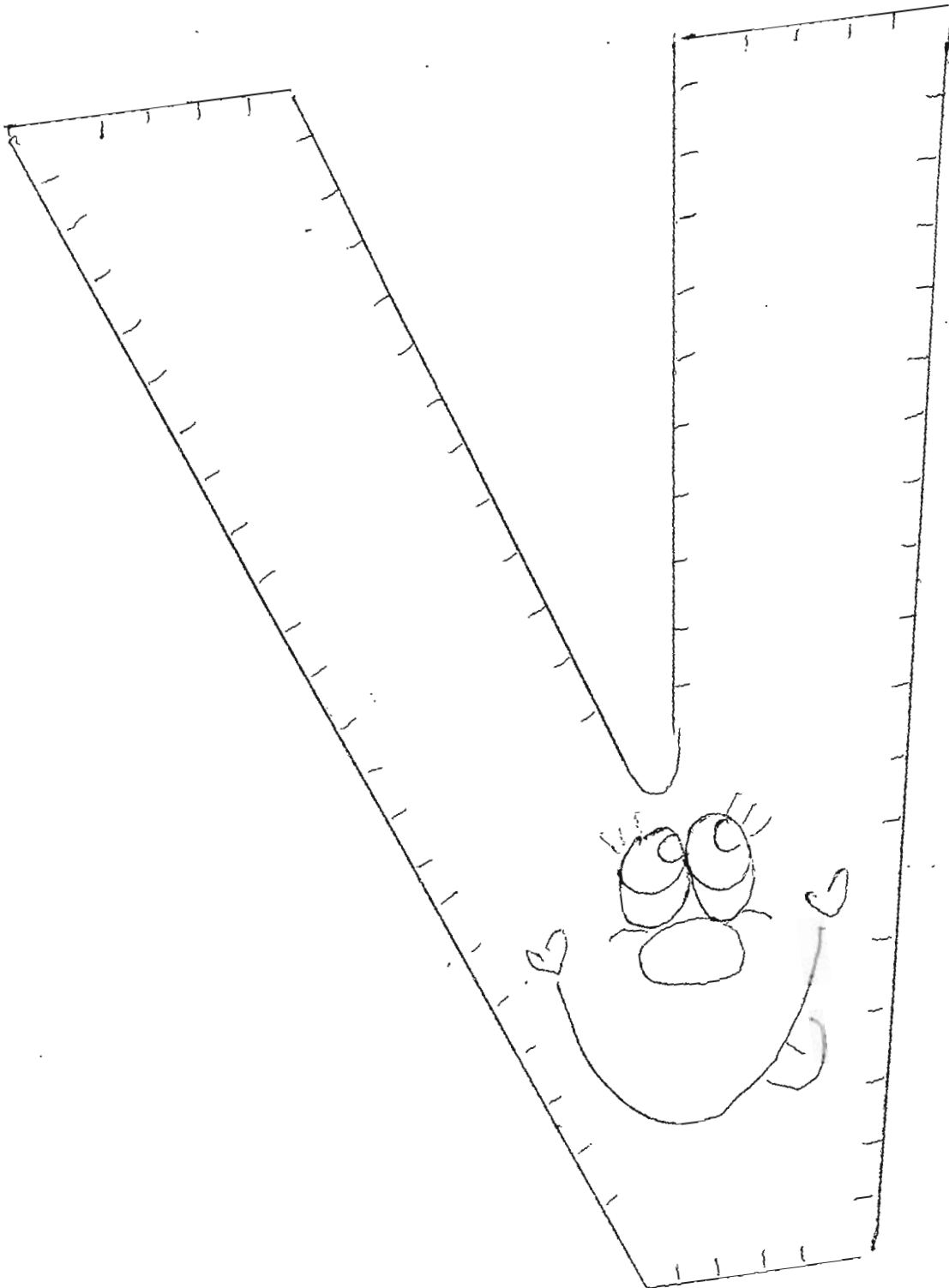


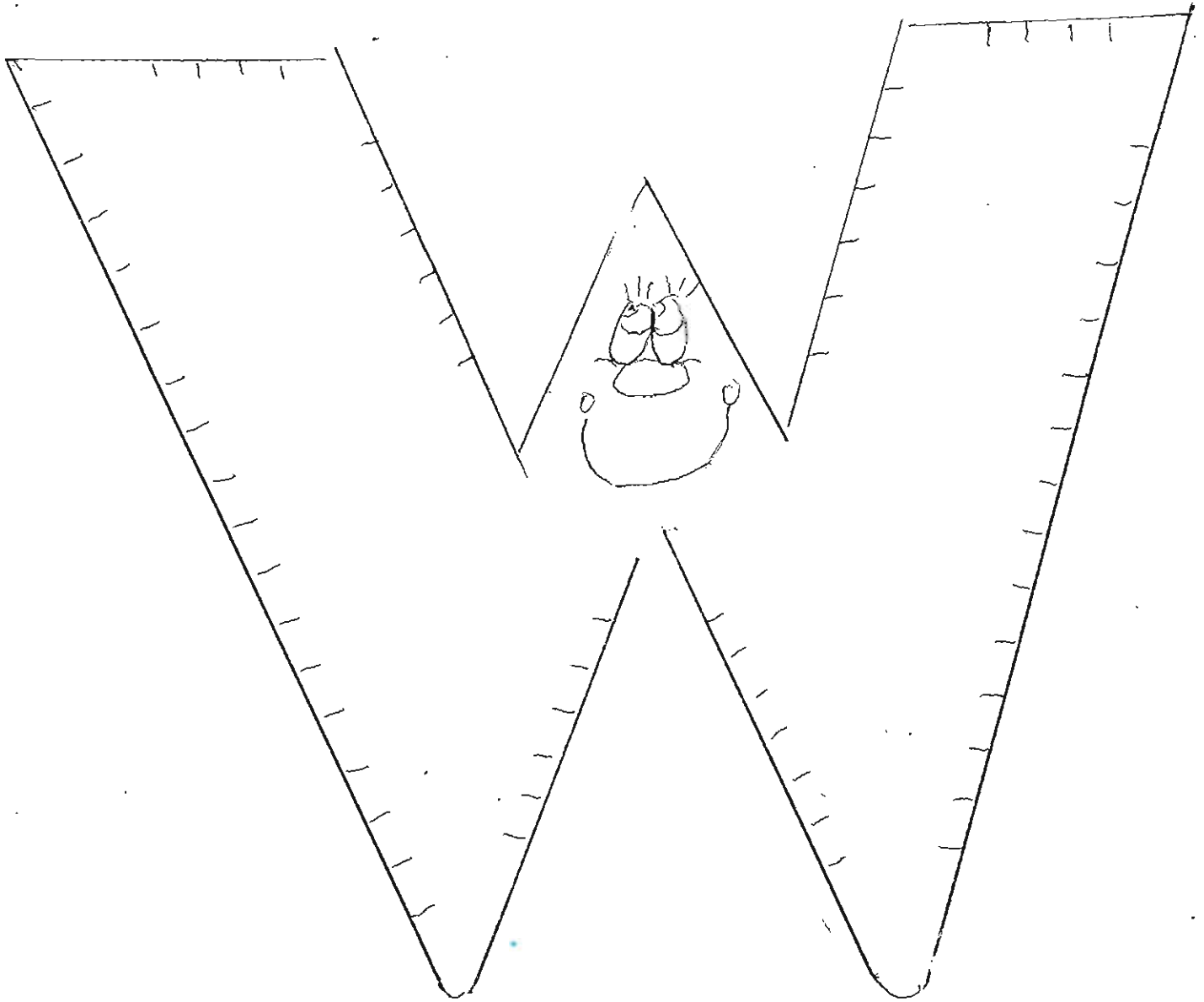


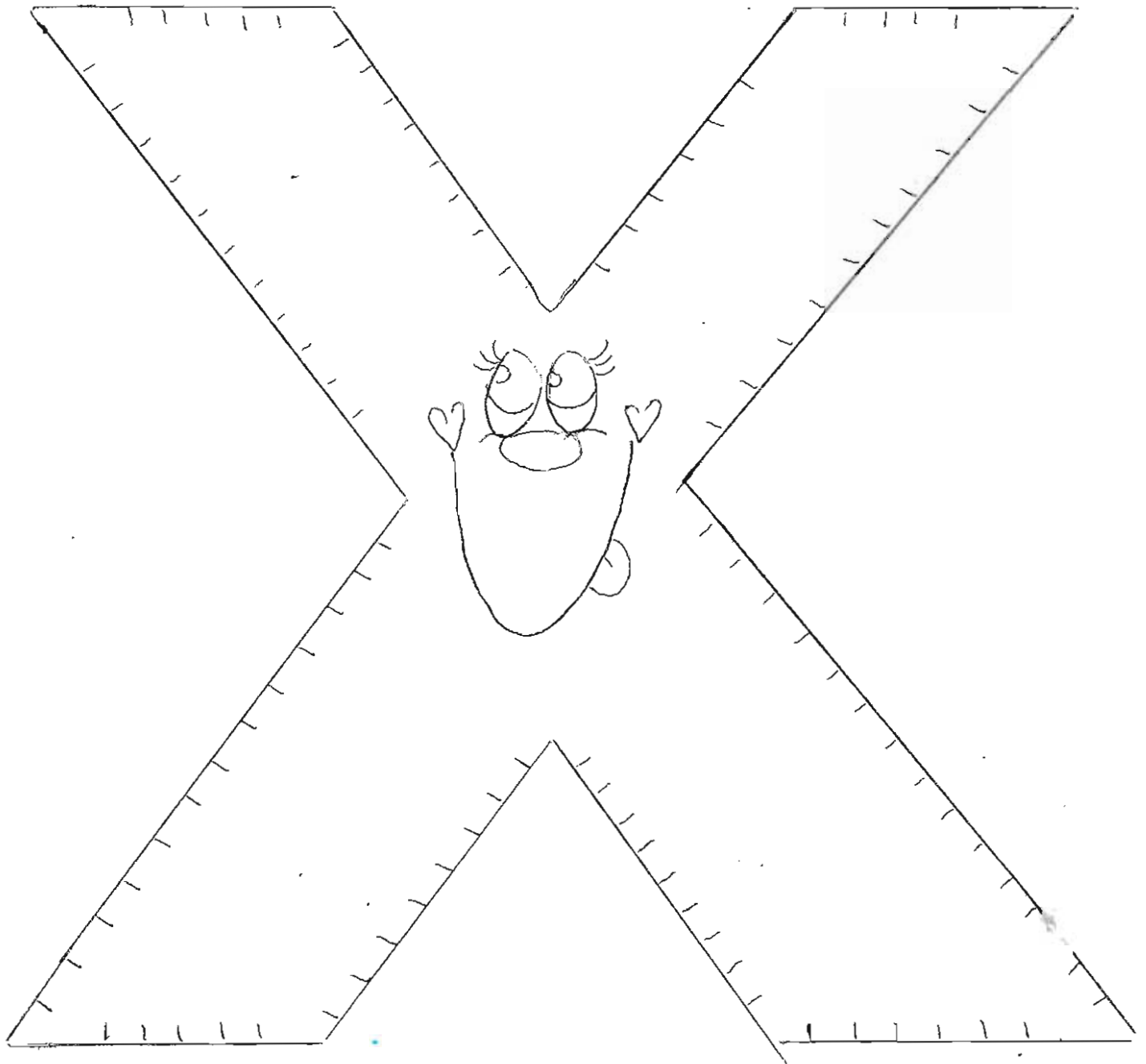


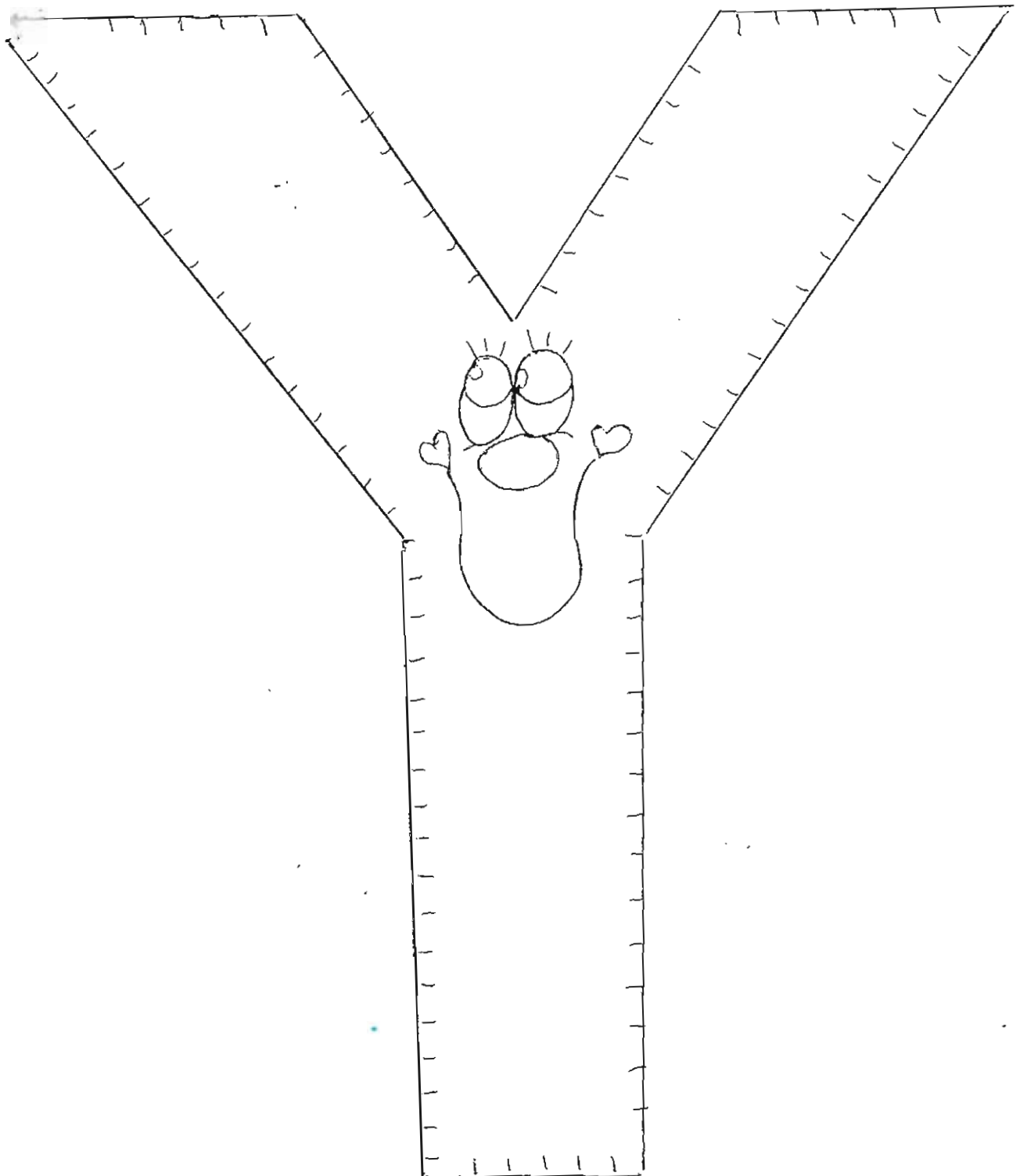


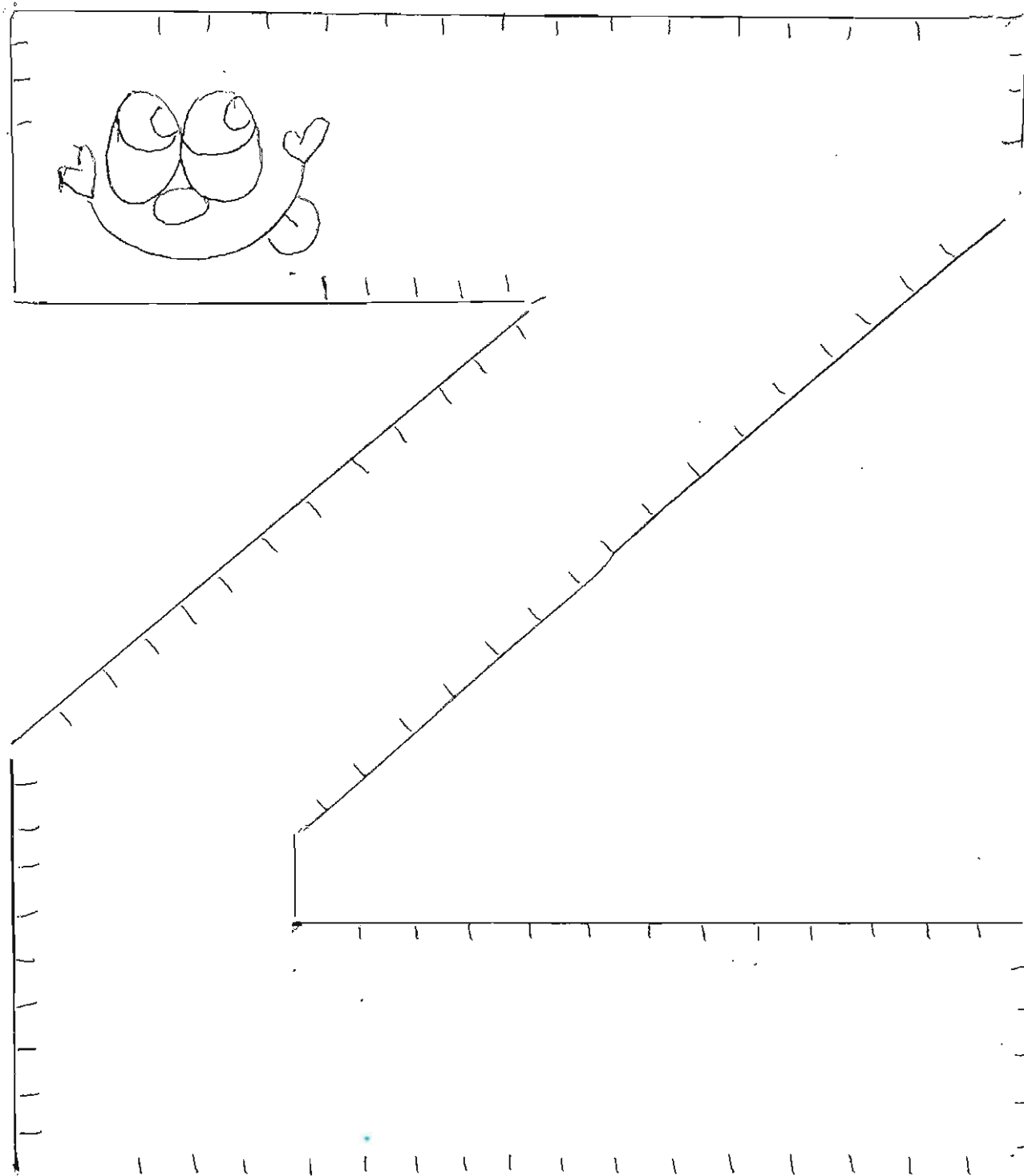












Blend flashcards for

bl

br

cl

cr

dr

fr

fr

gl

gr

pl

Blend flashcards 2

pr

sc

sk

sl

sm

sn

sp

squ

st

str

Blend flashcards 3

sw

tr

scr

shr

spr

thr

Blend flashcards 4

My Itty Bitty Book Of Blends	My Itty Bitty Book Of Blends
My Itty Bitty Book Of Blends	My Itty Bitty Book Of Blends
My Itty Bitty Book Of Blends	My Itty Bitty Book Of Blends
My Itty Bitty Book Of Blends	My Itty Bitty Book Of Blends
My Itty Bitty Book Of Blends	My Itty Bitty Book Of Blends

digraph flashcards 1

ch

ck

gh

ng

qu

ph

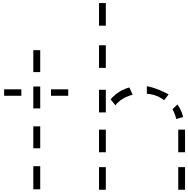
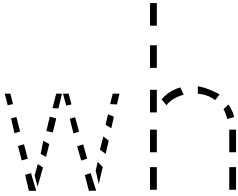

rh


sc

sch

sh

digraph flashcards 2

	
	My Itty Bitty Book Of Digraphs
My Itty Bitty Book Of Digraphs	My Itty Bitty Book Of Digraphs
My Itty Bitty Book Of Digraphs	My Itty Bitty Book Of Digraphs
My Itty Bitty Book Of Digraphs	My Itty Bitty Book Of Digraphs



Here's the skinny on phonograms:

- Most phonics studies seem to agree that there are 44 phonic sounds that make up the English Language.
- Children need to be able to spell these sounds so that they can make words so that they can learn to read.
- These groups of letters are known as phonograms.
- When a word has the same phonogram it is called a family. ie, oy: boy, joy, toy are all in the same family.
- Because they sound alike, these words are referred to as rhyming words as well.
- Phonograms can appear at the beginning, middle or at the end of a word.
- I found a few discrepancies when I started making a list of common phonograms. I searched websites, grammar books, and asked teachers. I came up with a list of 74.
- Some of them make more than one sound.
- I think that's why learning letter sounds is sometimes difficult for some students.
- If you see a number after a phonogram it denotes how many sounds that letter can make.
- There is some argument whether an a makes 4 or 5 sounds. I'll leave that up to you. It's pretty hard to hear the difference between want and walk. If a teacher has a problem, I doubt a child can tell the difference so for argument's sake we'll agree to disagree. I put down 4 sounds.



Alphabet Phoneme Examples; The boxes denote more than one sound.

A

cat
hate
car
walk

G

go
giraffe

N

nest

U

put
up
unite
turn

O

on
open

H

Horse

V

vulture

B

Ball

I

ice cream
Indian

P

pig

W

wagon

C

camp
circle

Qu

queen

X

x-ray
fox
xylophone

D

doll

J

Jump

R

ring

K

kite

E

egg
easy

L

lion

S

sun
days

Y

yellow
army
fly

F

fun

M

mom

T

tree

Z

zoo

Phonogram Check List

Single Phonograms

a/4	b	c/2	d
e/2	f	g/2	h
i/2	j	k	l
m	n	o/4	p
r	s/2	t	u/3
v	w	x/2	y/3
z			

Phonogram Check List

Multiple Phonograms

ai	ar/2	ay	au/2
augh	aw	ci	ch/3
ck	ea/3	ear	ed/3
ee	ei/2	eigh	er
eu	ew/2	ey/2	gh
gn	gu	ie/2	igh
ir	kn	ng	oa
oe	oi	oo/2	ou/4
ow/2	oy	qu	sc/2
sh	si	tch	th/2
ti	ui/2	ur	wh
wr			

Phonogram
Examples:

ai
pail

ar
art
care

ay
hay

au
author

augh
taught

aw
saw

ci
special

ck
check

dge
bridge

ea
eat
head
break

ear
tear

ee
feet

ed
red
feed
watered

ei
either
veil
eigh
eight

er
her

eu
eulogy

ew
few
grew

ey
they
eye

gh
ghost

gn
sign
gu

ie
pie
field

igh
high

ir
first

kn

knee

ou

out

four

sh

sheep

ur

nurse

ng

ring

you

country

si

vision

wh

white

oa

boat

ow

cow

row

tch

itch

wr

write

oe

toe

oy

boy

th

the

with

oi

soil

qu

queen

ti

nation

oo

school

floor

sc

science

scum

ui

fruit

guilt

Alphabet Phoneme Assessment: The boxes denote more than one sound.

A

H

O

V

B

I

P

W

C

J

Qu

X

D

K

R

Y

E

L

S

Z

F

M

T

G

N

U