

TeachWithMe.com's
2011
February Apple Bytes





TeachWithMe.com's Apple Bytes February 2011

Welcome to the first edition of **Apple Bytes!**

Apple Bytes are *TeachWithMe.com's* version of a newsletter for our subscription members.

It's a "taste" of the themes for the month. A nice bonus in your mailbox filled with a little bit of this and that you may find helpful.

I work hard on this, writing it for you, so please let me know what you'd like in the form of skill sheets, helpful forms, borders for stationery, themes, words for word cards etc. diane@teachwithme.com

This month's themes:

- Groundhog Day
- Valentine's Day
- 100 Day
- Presidents' Day (Lincoln & Washington)
- Dental Hygiene

Use the tooth tracing pages as just that, have your students trace the letters, numbers 0-10 and skip-counted numbers, with a high lighter, or have them cut the teeth into strips, sequence them and staple them into a little booklet.

I've provided a blank set of teeth for you to use as a "What's Missing?" skill sheet. Simply fill in a few numbers or letters and then have your students fill in the rest. This way you can also work on lowercase letters if you'd like.

You could also laminate the teeth, cut them into a single tooth to make a Letter Memory game out of them. Make a set of upper and lowercase letters for that, or number them and have students sequence as high as they can, or work on their skip counting skills and make sets for 2's, 3's, 5's and 10's for them to sequence. They make a cute nametag or pencil topper when you put two slits in, and insert a pencil. ☺

I hope you have a safe and exciting February, as you take a bite out of another month, celebrating all of these fun holidays and themes!

Educationally Yours,
Diane Henderson ☺





February

Sunday	Monday	Tuesday	Wednesday	Thursday	Friday	Saturday




February

Assessments for February.


February

February

February









Flip Flop Fickle Phil the Groundhog Bag

©TeachWithMe.com


Materials

- Tan construction paper
- Scraps of colored construction paper for mittens, rake/shovel.
- Scissors
- Stapler
- Crayons
- Glue sticks
- Brown lunch bags
- Tissue paper or recycled paper scraps
- Black marker
- *Optional* : wiggle eyes & glue dots

Directions:

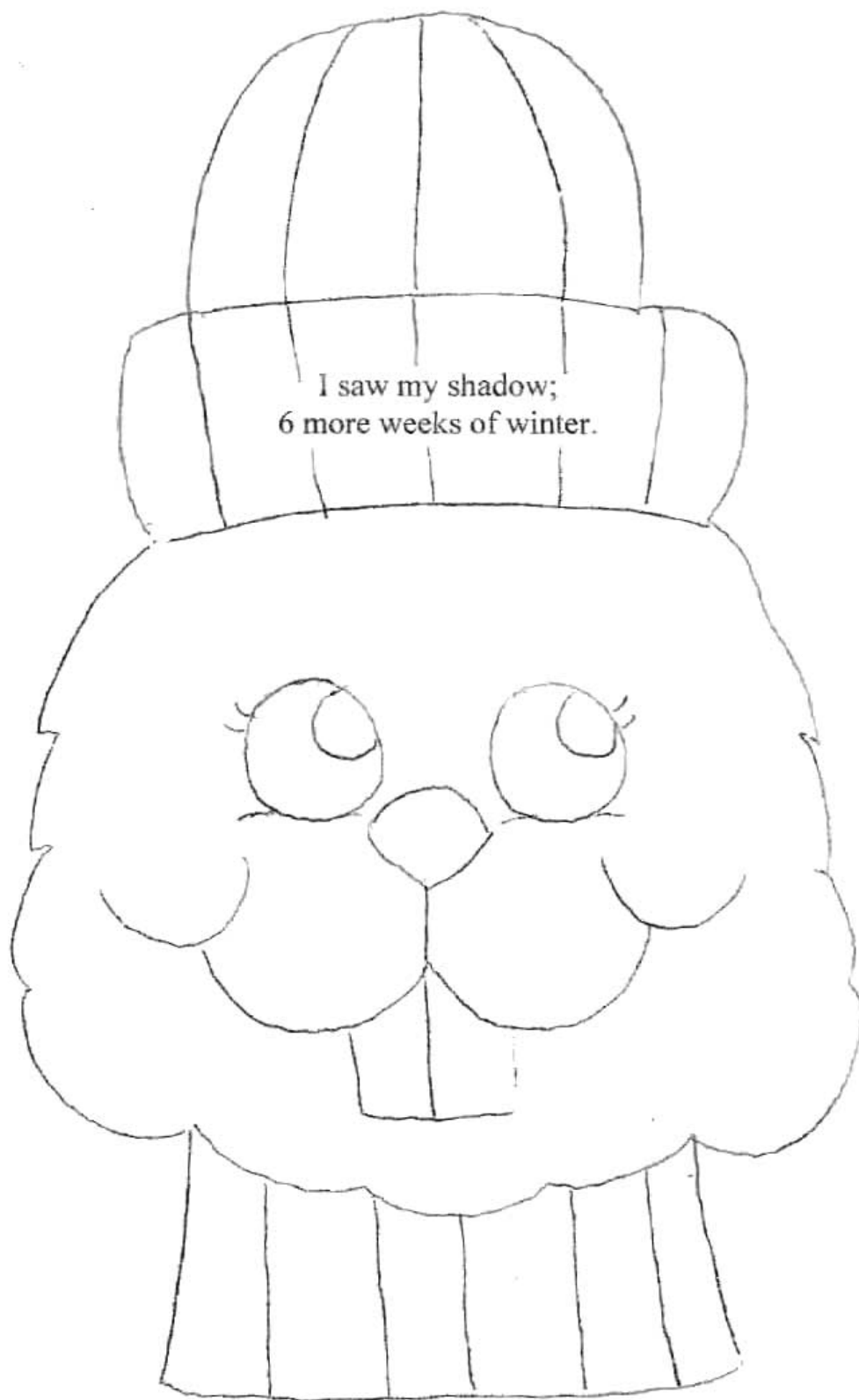
1. Run Phil off on tan construction paper.
2. The rake and shovel bottoms are also on these masters.
3. Remind students to cut them out and NOT accidentally throw them away.
4. Cut ½ inch wide black strips of construction paper, the long length of the paper, for a pole, for the rake/shovel.
5. Students cut out and color their groundhog heads with crayons.
6. You can add pizzazz by attaching wiggle eyes to one or both sides of his face using glue dots.
7. Students cut out their rake and shovel and glue the rake and shovel back-to-back to their black paper strip pole.
8. Students will flip their pole and rest it on their groundhog's arm revealing the appropriate side depending on if they are showing a winter or spring groundhog.
9. Students write their name on the bottom of one side of their brown lunch bag with a black marker.

10. Students stuff their brown lunch bag with tissue paper or recycled scrap paper.
11. Put one staple in the middle of the top of the two groundhog heads to hold them together. The neck remains open.
12. Fold the top sides of the bag over into a point so that it is about the size of the neck of the groundhog.
13. Attach the heads to the front and back of the bag "neck" by gluing them on.
14. TIP: have students apply the glue to the inside/back of their groundhog picture heads, and then press the "necks" onto the bag's front and back. Remind them to use plenty of glue so that they stay stuck.
15. Students cut out their arms and glue them one on each side of their groundhog's body. Remind them to use plenty of glue so that they stay stuck, but that the glue only goes on the top of each arm. Also remind students that the "thumbs" should be facing down.
16. After they have glued the arms on, have them gently fold them upward so that they stick out a bit and can be seen better.
17. Children have a tendency to push their bags in, so you may have to pull on the front and sides of the bag to "puff" out the body again.
18. When everyone is done, gather children in a circle and have them predict whether Phil will see his shadow today or not by having them flip-flop their groundhog so that he faces the outside of the circle.
19. If there is enough variety, you can have your students relake their places and sit in a spring-winter-spring-winter groundhog seating pattern.
20. Graph the results as a math extension.





Rake bottom



Snow shovel bottom

My State Book




About Phil

The Groundhog




By



Phil is from Pennsylvania.



This is their state bird,
state flower and flag.






I like learning about
Phil.




My Comparison
State Book
About Phil
The Groundhog
By




I am from Michigan.



This is my state bird,
state flower and flag.

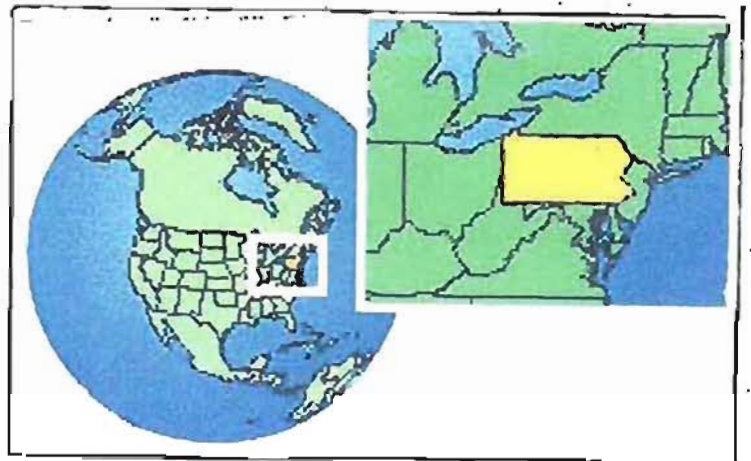




Groundhog arms.
Run off on tan construction paper.

The clipart is from Microsoft Word XP. If you do not have it and would like to make a comparison booklet for your state, simply e-mail me and because you are a Gold Subscription member I will make a set of pictures for you to print off for your students.

2



3



4


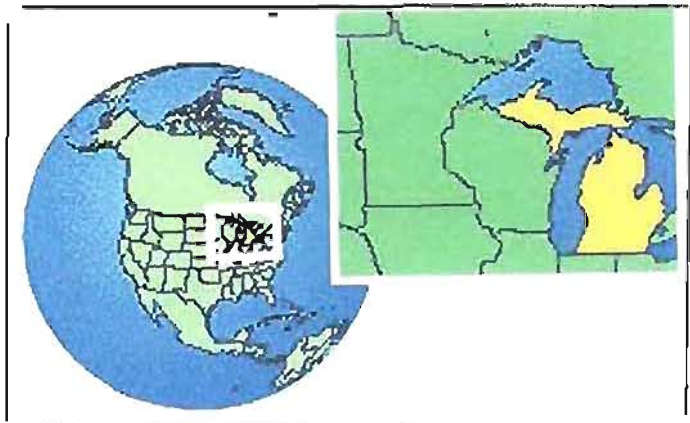


5



6







Groundhog Word Find

burrow
cloudy
emerge
groundhog

Pennsylvania
predict
shadow
spring

sunny
winter

broburrowgurunennsyPennictngunnyiner
shaspsunnintercloudyspapenterysuspoPen
sprsuwingrounemecloburemergejklopqlml
groundhogPennsyshadsprunnwinhogeclod
sprynnterdowhondgrPennsylvaniajuilomod
hutlkzpredictshadsprsunwintgrouPennseml
bursaplopkplkwshadowsprsunwintgrounem
asdfgjluethglvnbmoerthlpolkwfdabcnspring
qefsr dxcsunnywintsnghurytdgvxfdsrwemmn
dasxzvbg hyujkliomwintermnbjghyttrefdscxa

Happy





Groundhog Word Find

burrow
cloudy
emerge
groundhog


Pennsylvania
predict
shadow
spring

sunny
winter

broburrowgurounennsyPennictngunnyiner
shaspsunnintercloudyspapenterysuspoPen
sprsuwingrounemecloburemergejklopq|ml
groundhogPennsyshadsprunnwinhogeclod
sprynnterdowhondgrPennsylvaniajuilomod
hutlkzpredictshadsprsunwintgrouPennseml
bursaplopkplkwshadowsprsunwintgrounem
asdfgjluethglvnbmoerthlpolkwfdabcnspring
qefsr dxcsunnywintsnghurytdgvxfdsrwemmn
dasxzvbghyujkliomwintermnbjghyttrefdscxa

Happy






Challenge word flashcards for groundhog Day

groundhog	emerge
burrow	Pennsylvania
shadow	predict
winter	spring
sunny	cloudy



Valentine Pinch & Poke

To increase upper body and hand strength as well as hand muscle coordination students lay on their tummies on a carpet and use a tack or golf tee to poke a hole in each dot.




Happy Valentine's Day!





DAB an **ABAB** or **ABCABC** pattern on the balloon strings using bingo dot markers. **TRACE** the heart balloons your **FAVORITE** colors. Put an **S** on the small balloon, an **M** on the medium balloon and an **L** on the large balloon.



Slap bracelets or bookmarks.

Students trace with a red marker. Teacher tapes on their wrist.

If you want to use as a bookmark, students glue to a strip of construction paper.



Happy Valentine's Day



Happy Valentine's Day



Happy Valentine's Day



Happy Valentine's Day



Happy Valentine's Day



Happy Valentine's Day



From your teacher _____



From your teacher _____

Challenge word flashcards for Valentine's Day

mailbox	red
heart	valentine
pink	gifts
envelope	candy
stamp	love



Valentine Word Find

balloons
candy
envelopes
flowers
gifts

lace
love
mailbox
pink
post office

red
stamps
sweetheart
Valentine
winter

broballoonsgurounennsykennicngunnyiner
hlshaspsunnintercandyspapenterysuspoken
sprsuwingrounemecloburenvelopesjklopqlml
lwbhgsprynnterdownondgrflowersjuilomod
lresahutlkzgiftsshadsprsunwintgrouljkjnseml
qbursaplopkpklwacesprsunwintgrounemmkli
lasdfgjiluehglvnbmoerthlpolkwfdbcnlovevb
efsrddxcmailboxwintsnghurytdgvxfdsrwemmn
lkjhysbvalentinemlnsyshadsprunnwinhogecl
dosxzvbghyujkliomwintermnbjghyttrefdscxa
gresahutlkzpinkshodsprsunwintgroulennseml
lfsbpostofficemlnsyshadsprunnwinhogeclod
pkbrostampsgurounennsykennicngunnyiner
hjuiefsrddxcrdwintsnghurytdgvxfdsrwemmn
gjiluehglvnbmoerthlpolkwfdbcnsweetheart





Valentine Word Find

balloons
candy
envelopes
flowers
gifts

lace
love
mailbox
pink
post office

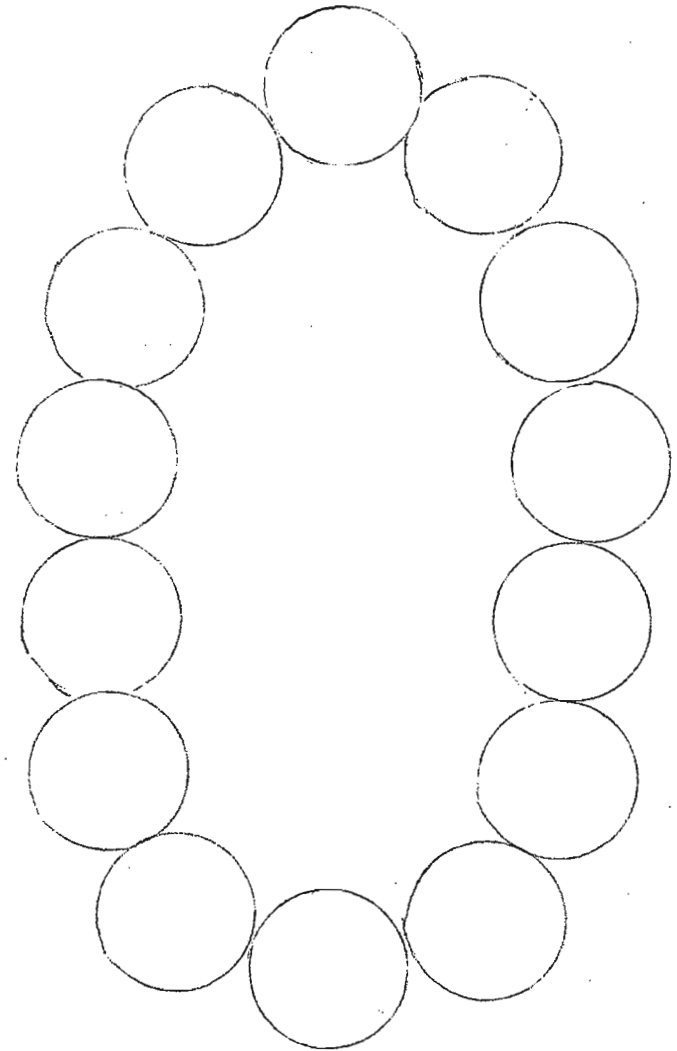
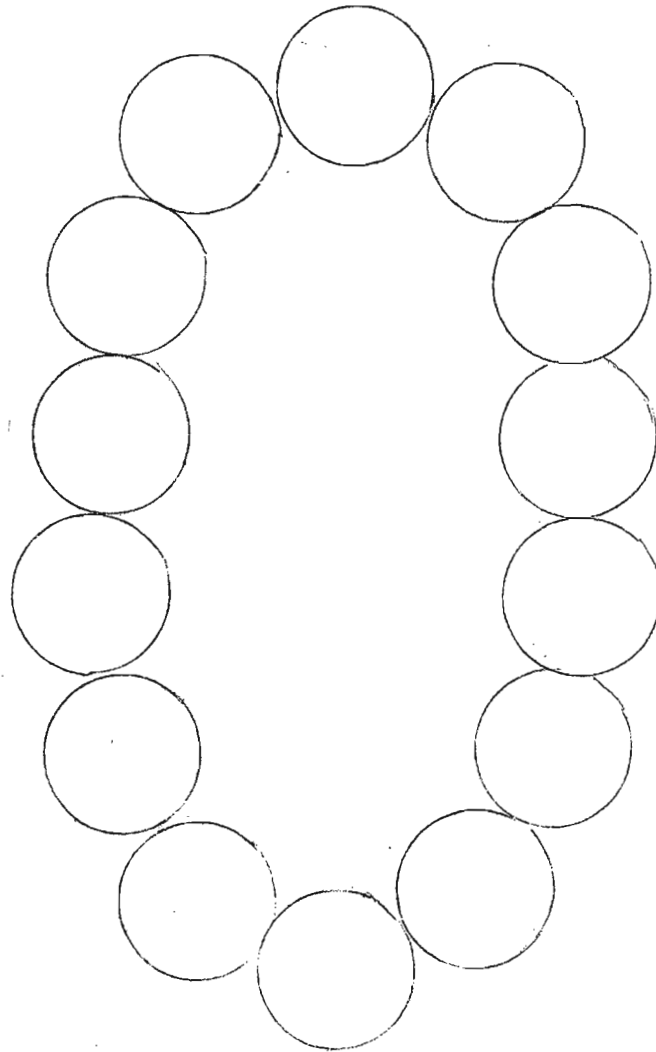
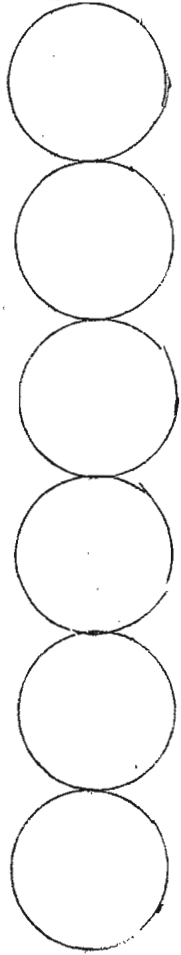
red
stamps
sweetheart
Valentine
winter

broballoonsgurounennsykennictngunnyiner
hlshaspsunnintercandyspapenterysuspoken
sprsuwingrounemecloburenvelopesjklopqlml
lwbnhgsprynnterdowhondgrflowersjuilomod
lresahutlkzgiftsshadsprsunwintgroulknseml
qbursaplopkpklwlacesprsunwintgrounemmkli
lasdfgjluethglvnbmoerthlpolkwfdbcnlovevb
efsrdxcmailboxwintsngburytdgvxfdsrwemmn
lkjhyfsbvalentinemlnsyshadsprunnwinhogec
dasxzbghyujkliomwintermnbjghyttrefdscxa
gresahutlkzpinkshadsprsunwintgroulennseml
lfsbpostofficemlnsyshadsprunnwinhogecld
pkbrostampsgurounennsykennictngunnyiner
hjuiefsrdxcredwintsngburytdgvxfdsrwemmn
gjluethglvnbmoerthlpolkwfdbcnsweetheart



Happy 100 Day!

Fill in the 100 using bingo dot markers!
Choose 2 colors and make an ABAB pattern!





President's Day Word Find

Abraham
birthdays
cabin
George
Illinois

Lincoln
Mount Rushmore
Mount Vernon
penny
Revolutionary War

quarter
Civil War
slavery
Virginia
Washington

The words are NOT capitalized in the word find.

zabllabrahamgurounslavkennictngunnyine
bhlshwashpsunnintercabinspopenterysuspo
quortmingrounemecloburbirthdaysjklopqlml
clincopsprynnterdowhondgrgeorgejuilomod
resohutlkzpennyshadsprsunwintgroulkillinwa
mounrsaplopkplkwillinoissprsunwintgrouneml
rusfgjiluethglvnmoerthlpolkwfdbcnlincolnvb
srdxcmountrushmorewintsngburytdgvxfdsrw
lkjhyfsbmountvernonmlnsyshadsprunnwinho
dasxzvbghyujkliomrevolutionarywarmnbjghy
lcivgresahutlkzquartershadsprsunwintlinlule
washinglfsbcivilwarmnsyshadsprunnwinhoge
pkbrowashingtongurounennsykennictngunn
civiwhjuiefsrdxslaverywintsngburytdgvxfdsr
washingjilthglvnbmoeerthlpolkwfdbcncivilwar





President's Day Word Find

Abraham
birthdays
cabin
George
Illinois

Lincoln
Mount Rushmore
Mount Vernon
penny
Revolutionary War


quarter
Civil War
slavery
Virginia
Washington

The words are NOT capitalized in the word find.

zabllabrahamgurounslavkennictngunnyine
bhlshwashpsunnintercabinspapenterysuspo
quartmingrounemecloburbirthdaysjklopqlml
clincopsprynnterdowhondgrgeorgejuilomod
resahutlkzpennyshadsprsunwintgroulkillinwa
mounrsaplopklkwillinoissprsunwintgrouneml
rusfgjiluethglvnmoeerthlpolkwfdbcnlincolnvb
srdxcmountrushmorewintsnghurytdgvxfdsrw
lkjhyfsbmountvernonmlnsyshadsprunnwinho
dasxzvbghyujkliomrevolutionarywarmnbjghy
lcivgresahutlkzquartershadsprsunwintlinlule
washinglfsbcivilwarmlnsyshadsprunnwinhoge
pkbrowashingtongurounennsykennictngunn
civiwhjuiefsrdxslaverywintsnghurytdgvxfdsr
washingjilthglvnbmoerthlpolkwfdbcncivilwar



Connect the dots by counting to 100 by 10's.



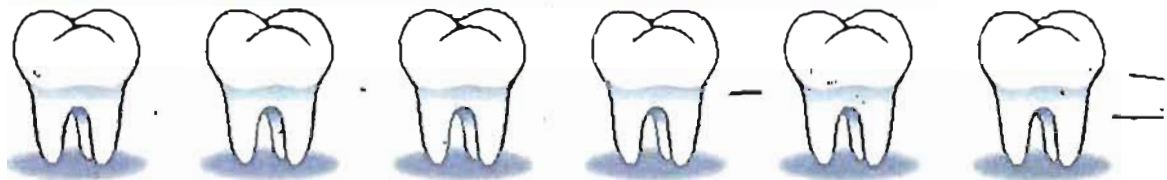
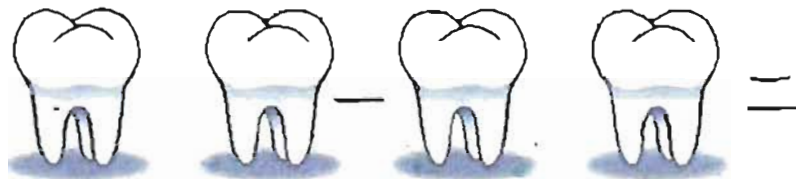
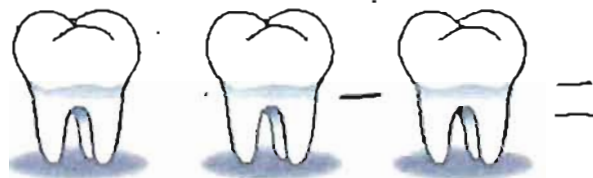
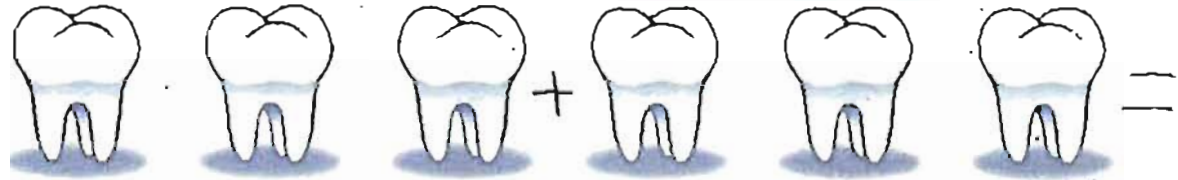
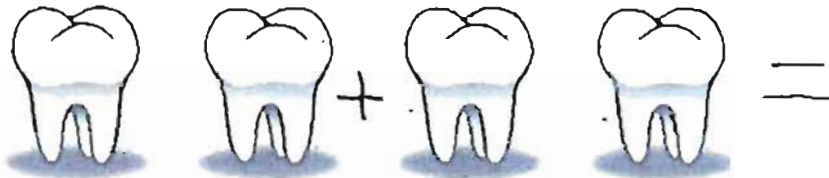

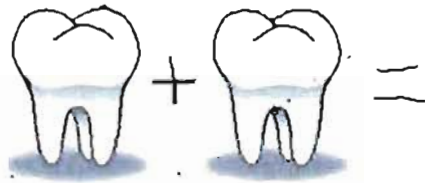
A stylized graphic of Abraham Lincoln's face inside a circular frame, surrounded by a temperature scale from 30 to 100. Below the frame is a red banner with the text "ABRAHAM LINCOLN The 16th U.S. President 1861-1865".

Challenge word flashcards for President's Day

Lincoln	Washington
cabin	president
penny	quarter
birthday	Illinois
Virginia	war



I'm a so smart!



Toothy Addition & Subtraction Equations

