

Fun With



Candy Hearts

©TeachWithMe.com



LOVE,









LOVE,



LOVE,





CUT and GLUE the message hearts to your construction paper squares.



COUNT the hearts and then WRITE the number.





















Add the hearts and solve the equations.

$$\text{BE MINE} + \text{BE MINE} + \text{BE MINE} =$$

$$\text{KISS ME} + \text{KISS ME} + \text{KISS ME} + \text{KISS ME} =$$

$$\text{HUGS!} + \text{HUGS!} =$$

$$\text{I LUV U} + \text{I LUV U} + \text{I LUV U} + \text{I LUV U} =$$

$$\text{BE MY VALENTINE!} + \text{BE MY VALENTINE!} + \text{BE MY VALENTINE!} + \text{BE MY VALENTINE!} + \text{BE MY VALENTINE!} + \text{BE MY VALENTINE!} =$$

$$\text{TRUE LOVE} + \text{TRUE LOVE} + \text{TRUE LOVE} + \text{TRUE LOVE} + \text{TRUE LOVE} =$$

$$\text{BE MINE} + \text{BE MINE} + \text{BE MINE} + \text{BE MINE} + \text{BE MINE} + \text{BE MINE} + \text{BE MINE} =$$

$$\text{KISS ME} + \text{KISS ME} + \text{KISS ME} + \text{KISS ME} + \text{KISS ME} + \text{KISS ME} + \text{KISS ME} + \text{KISS ME} + \text{KISS ME} =$$

$$\text{HUGS!} + \text{HUGS!} + \text{HUGS!} + \text{HUGS!} + \text{HUGS!} + \text{HUGS!} + \text{HUGS!} =$$

$$\text{BE MY VALENTINE!} + \text{BE MY VALENTINE!} + \text{BE MY VALENTINE!} + \text{BE MY VALENTINE!} + \text{BE MY VALENTINE!} + \text{BE MY VALENTINE!} + \text{BE MY VALENTINE!} + \text{BE MY VALENTINE!} + \text{BE MY VALENTINE!} =$$

Subtract the hearts and solve the equations.





















Add the hearts and solve the equations.

 +  +  +  +  = _____

 +  +  +  +  = _____

 +  +  +  +  = _____

 +  +  +  +  +  = _____




 +  +  +  +  +  = _____

 +  +  +  +  +  = _____

 +  +  +  +  +  +  +  = _____

 +  +  +  +  +  +  +  +  = _____

 +  +  +  +  +  +  +  +  = _____

 +  +  +  +  +  +  +  +  +  = _____

COUNT the hearts and MATCH them to the correct number. Use a different color for each one. TRACE the numbers.

2



3



1



4



6



7



5



9



10



8



WRITE the sayings that are on the hearts next to the heart.











TRACE the sayings that are on the hearts next to the heart.



Be mine.



Hugs!



I love you.



Be my Valentine!



True love.

TRACE the lines from LEFT to RIGHT.
Use a DIFFERENT color for each line.





COLOR all the squares with a V with a pink crayon. If there is a line through the square and only half the square has a V in it, only color the half with a V in it.

X	X	X	X	X	X	X	X
X	X	X V	V	X	V	X V	X
X	X V	V	V	V	V	V	X V
X	V	V	V	V	V	V	V
X	V	V	V	V	V	V	V
X	X	V	V	V	V	V	X
X	X	X	X V	V	V X	X	X
X	X	X	X	V	X	X	X
X	X	X	X	X	X	X	X



Conversation Heart Puzzle Game.

cTeachWithMe.com

To make a game:

1. Print off as many puzzles as you'd like.
2. I've made a set of 20 so my entire class can play.
3. I keep each puzzle in a small Snack-size Baggie, and the templates in a stack. In a file folder.
4. Laminate all of the puzzles including the templates.
5. Cut out the puzzles on a paper cutter.

To play the game:

- Students Choose a Partner and a puzzle.
- Children roll the dice.
- Whatever number they roll they place that numbered puzzle piece on the template.
- If they roll a number that they already have rolled, the dice is passed to their partner.
- You could make the game harder by saying that if they roll a number they have already rolled a 3rd time, they have to take that piece off of their puzzle.
- The first child to complete their puzzle is the winner.
- I have boxes of candy hearts as prizes.
- Everyone who plays gets to eat one.



1

2

3

4

5

6

1

2

3



Happy Valentine's Day



4

5

6



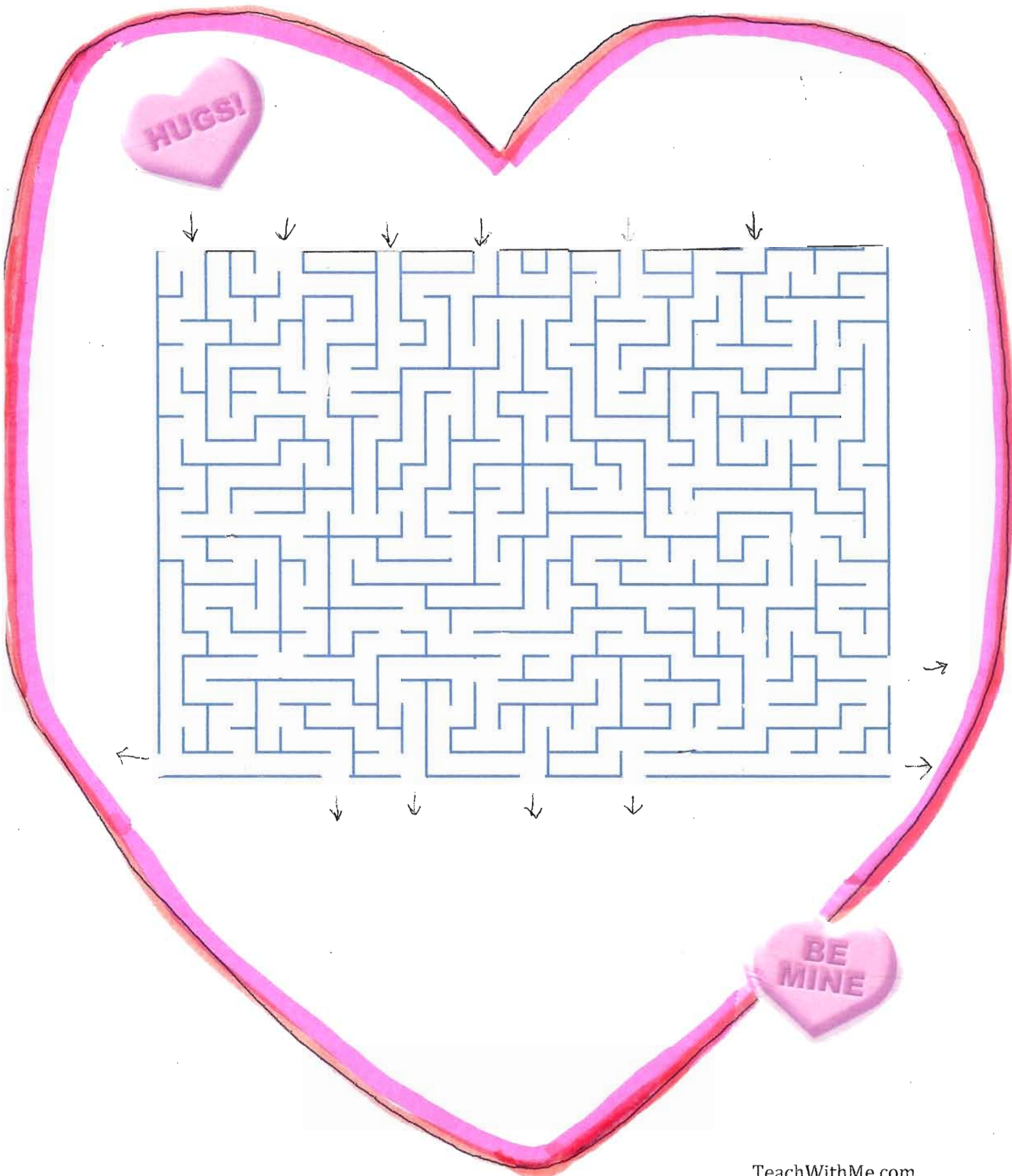
Print, laminate, cut out and put in Baggies.
Students put together as a center activity.
You can number the pieces and play as a dice-game too.
You can also simply run off on pink copy paper and give each child their own
to cut out, put together and take home.

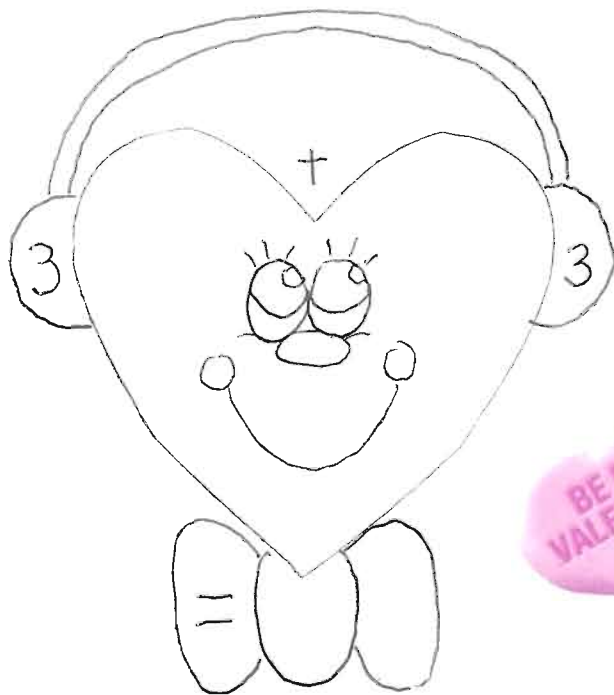
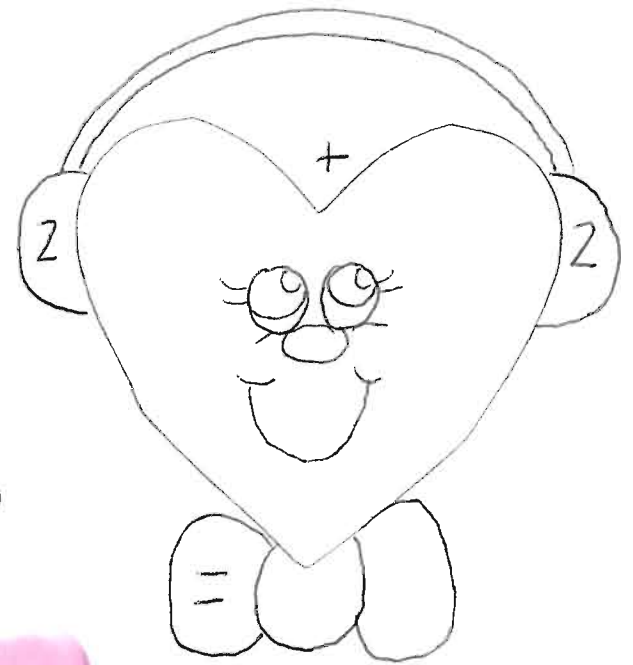
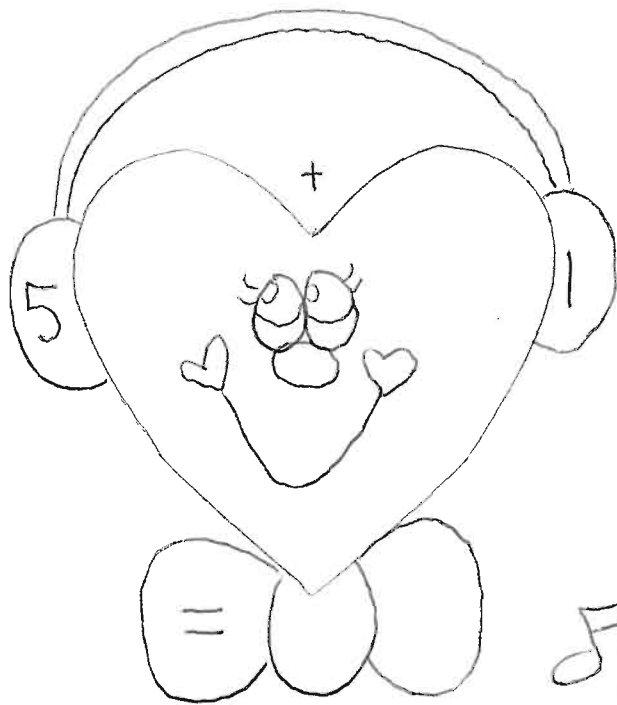








There are lots of ways in and out of this maze. How many can you find?
Find ONE for "speed".







TRACE the numbers. COUNT the dotted mouths and draw a line to the matching numbered hearts.





Pencil Toppers. Cut 2 slits, one in the top and one in the bottom. Insert a pencil.

Graphing Time

Which Flavor Conversation Heart Is Your Favorite?

[illegible]

Total:	Total:	Total:	Total:	Total:	Total:

Which New Flavor Conversation Heart Is Your Favorite?

[illegible]

Graphing Time

What Color of Conversation Heart Is Your Favorite?

[illegible]

Total:	Total:	Total:	Total:	Total:	Total:

Graphing Time

How Many Conversation Hearts Of Each Color Did You Find?

[illegible]

Total:	Total:	Total:	Total:	Total:	Total:

Graphing Time

How Many Conversation Hearts Of Each Color Did We Find?

[illegible]

Total:	Total:	Total:	Total:	Total:	Total: