

TeachWithMe.com's
2011
June/July Apple Bytes





TeachWithMe.com's Apple Bytes June/July 2011

Welcome to the fifth edition of **Apple Bytes!**

Apple Bytes is **TeachWithMe.com's** monthly newsletter and teaching packet for subscription members only.

It's a "taste" of the themes for the month. A nice bonus in your mailbox filled with a little bit of this and that. I hope you enjoy it!

I design this especially for you, so please let me know what you'd like in the form of skill sheets, helpful forms, borders for stationery, themes, words for word cards etc. diane@teachwithme.com

This month's themes:

- Father's Day
- Flags
- Leaping into the next grade
- Summer



I have a Picnic in the park pageant with my students. They bring a sack lunch and I invite their families to come with their own picnic lunches. My students sing their favorite song from each month. We tie-dye a t-shirt that everyone wears so that I can see at

a glance which children running around the park are mine! It's a fun afternoon.

If your school will be out before Father's Day comes around, make the card ahead of time and send it home with a note to tuck it away 'til the big day.

Make it more of a keepsake by having students glue their photo next to their signature. For all those daddy teachers out there, I wish you a very happy and relaxing Father's Day!

I've included blank pages for the *"What's Missing?"* skill sheet as well as the sunshine alphabet page so that you can make up your own masters.

Use these as skill sheets or something to do when work is done , help sheets for struggling kids, something to go in your sub folder, homework, "mad-minutes", or cut them apart and use them for flashcards, card games, memory-match games, "Itty-Bitty" Booklets, and puzzles.

As always, I'm here for you, and will be busy designing new things through out the summer, so if you're looking for something, please let me know.

I hope you have a super summer with lots of warm and wonderful moments filled with every one and everything you love!

Educationally Yours,

Diane Henderson ☺

Diane





June



| Sunday | Monday | Tuesday | Wednesday | Thursday | Friday | Saturday |
|--------|--------|---------|-----------|----------|--------|----------|
| | | | | | | |
| | | | | | | |
| | | | | | | |
| | | | | | | |
| | | | | | | |

July



| Sunday | Monday | Tuesday | Wednesday | Thursday | Friday | Saturday |
|--------|--------|---------|-----------|----------|--------|----------|
| | | | | | | |
| | | | | | | |
| | | | | | | |
| | | | | | | |
| | | | | | | |

June 2011

| Sunday | Monday | Tuesday | Wednesday | Thursday | Friday | Saturday |
|--------|--------|---------|-----------|----------|--------|----------|
| | | | 1 | 2 | 3 | 4 |
| 5 | 6 | 7 | 8 | 9 | 10 | 11 |
| 12 | 13 | 14 | 15 | 16 | 17 | 18 |
| 19 | 20 | 21 | 22 | 23 | 24 | 25 |
| 26 | 27 | 28 | 29 | 30 | | |

July 2011

| Sunday | Monday | Tuesday | Wednesday | Thursday | Friday | Saturday |
|--------|--------|---------|-----------|----------|--------|----------|
| | | | | | 1 | 2 |
| 3 | 4 | 5 | 6 | 7 | 8 | 9 |
| 10 | 11 | 12 | 13 | 14 | 15 | 16 |
| 17 | 18 | 19 | 20 | 21 | 22 | 23 |
| 24 | 25 | 26 | 27 | 28 | 29 | 30 |
| 31 | | | | | | |

Weekly Calendar

[illegible]

July

Weekly Calendar

[illegible]



June To Do List



☐ _____

☐ _____

☐ _____

☐ _____

☐ _____

☐ _____

☐ _____

☐ _____

☐ _____

☐ _____

☐ _____

☐ _____

☐ _____

☐ _____

☐ _____

☐ _____

☐ _____

☐ _____

☐ _____

☐ _____

☐ _____

☐ _____

☐ _____

☐ _____

☐ _____

☐ _____

☐ _____

☐ _____

☐ _____

☐ _____



July To Do List

☐

☐

☐

☐

☐

☐

☐

☐

☐

☐

☐

☐

☐

☐

☐

☐

☐

☐

☐

☐

☐

☐

☐

☐

☐

☐

☐

☐

☐

☐



June

June Assessments

June

June

June

TRACE and then WRITE the word. Use a DIFFERENT color for each line.


TRACE the sentence and then WRITE it. Use 2 DIFFERENT colors in an ABAB pattern. TRACE the hearts at the bottom and then DRAW your own next to it.

Happy Father's Day!

Happy Father's Day!

Happy Father's Day!

Happy Father's Day!



July

July

July

TRACE and then WRITE the word. Use a DIFFERENT color for each line.



We're leaping!



Is leaping into

Congratulations!



Teacher: _____

Date: _____

School: _____



I'm leaping to kindergarten!



I'm leaping to kindergarten!



I'm leaping to kindergarten!



I'm leaping to kindergarten!



I'm leaping to kindergarten!



I'm leaping to kindergarten!




I'm leaping to kindergarten!



I'm leaping to kindergarten!



I'm leaping to kindergarten!



I'm leaping to 1st!



I'm leaping to 1st!



I'm leaping to 1st!



I'm leaping to 1st!



I'm leaping to 1st!



I'm leaping to 1st!



I'm leaping to 1st!



I'm leaping to 1st!



I'm leaping to 1st!



I'm leaping to 2nd!



I'm leaping to 2nd!



I'm leaping to 2nd!



I'm leaping to 2nd!



I'm leaping to 2nd!



I'm leaping to 2nd!



I'm leaping to 2nd!



I'm leaping to 2nd!



I'm leaping to 2nd!



_____ is leaping into _____.
What grrrrrr-eat news to roar about! I'm so proud of you!

Congratulations from your teacher _____.




_____ is leaping into _____.
What grrrrrr-eat news to roar about! I'm so proud of you!

Congratulations from your teacher _____.












I hope you have a
super summer!
I'll miss you.
Pop by next year
and see me.



I hope you have a
super summer!
I'll miss you.
Pop by next year
and see me.

Have a


*Happy
Summer*



Love & Hugs from your teacher _____

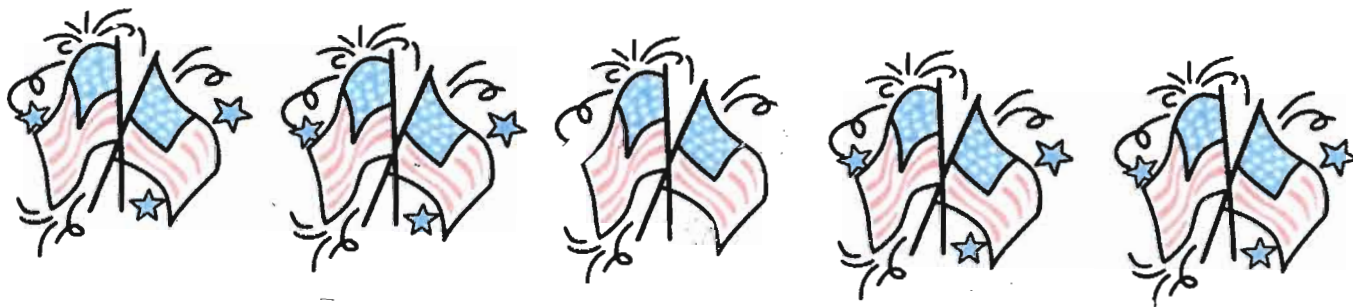

Have a

*Happy
Summer*




Love & Hugs from your teacher _____


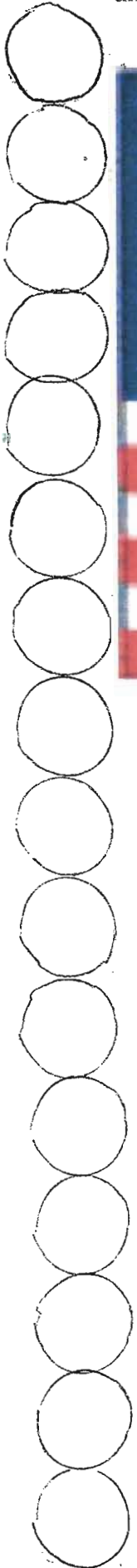
There is a "spy" in each row. One that is "different". Find it and "zap" them with an X.



Complete the pattern



Bingo dot an ABC pattern. Using red and blue bingo dot markers, dab a red, white, and blue(ABC) pattern for the flag pole.




Pinch & Poke




Add & subtract to find the answers. Write them on the line.






Connect the dots and count by 1s.









Connect the dots and count by 5's.




Connect the dots and count by 10s.













What's missing? Fill in the correct number or letter.




Start
over.



What's missing? Fill in the correct number or letter.











Start
over
→







What's missing? Fill in the correct number or letter.








Count by
5's








Count
By
10's














What's missing? Fill in the correct number or letter.














What's missing? Fill in the correct number or letter.





































































Pencil Toppers.





Cut out.

Cut slits. (nose)

Insert pencil.

Optional:

Glue on construction paper.



Challenge word flashcards for june/july

| | |
|----------|----------|
| June | July |
| vacation | summer |
| beach | swimming |
| fun | sand |
| waves | castle |

Challenge word flashcards for june/july

sun

travel

camping

fishing

hiking

fireflies

mosquitoes

boat

sailing

picnic

TRACE the lines. Begin at the LEFT and go to the RIGHT. Use a DIFFERENT color for each one.



Father's Day Tie Card.


Run off
on various
shades of
light-colored
construction
paper, cut
out & staple.

No lion about it!
You are a
grrrrreat dad;
and that's something
to roar about!



Happy Father's Day!

Inside
Card.



I hope your
day is
"tie-riffic!"
Love,




My Summer
Look and See
Booklet
By




I see people swimming.




I see people on a picnic.



I see kids on the
beach.



I see people camping.





School is out. Summer
is here!



vacation

vacation



CUT out the pictures and GLUE them to the matching numbered boxes in your booklet.



ABCDe-tective Sight-Word Smart Check List.



- a
- and
- by
- here
- I
- is
- look
- my
- on
- out
- see
- the

There are also **9** challenge words: summer, booklet, people, swimming, picnic, kids, beach, camping, & school.

I CAN read this booklet. I KNOW these **21** words! Yay me!

Congratulations!

has successfully read ***My Summer Look and See Booklet***
Keep up the great work!



Teacher: _____

Date: _____

| | | | | |
|--------|--------|--------|--------|--------|
| | | | | |
| | | | | |
| | | | | |
| | | | | |
| | | | | |
| | | | | |
| | | | | |
| | | | | |
| | | | | |
| | | | | |
| | | | | |
| | | | | |
| | | | | |
| | | | | |
| | | | | |
| | | | | |
| | | | | |
| | | | | |
| | | | | |
| | | | | |
| | | | | |
| | | | | |
| | | | | |
| | | | | |
| | | | | |
| | | | | |
| Total: | Total: | Total: | Total: | Total: |

Challenge word flashcards for My Summer Look and See booklet

| | |
|--------|----------|
| my | summer |
| look | see |
| by | booklet |
| and | I |
| people | swimming |

Challenge word flashcards for My Summer Look and See booklet

| | |
|---------|--------|
| on | picnic |
| a | kids |
| the | beach |
| camping | school |
| is | out |

Challenge word flashcards for My Summer Look and See booklet

| | |
|-------|----------|
| here | graphing |
| time | favorite |
| thing | to |
| do | what |
| your | in |



School is out.

Summer is here.

I'm on vacation,
'til next year!

My FRIENDS' Autographs

