


1 2 3

Count Turkeys

With Me!

This booklet created by:



©TeachWithMe.com




1 2 3

These little counting books give you lots of “bang for your time!”

- Students READ the number as a number and as a word.
- Students trace the number and word.
- They write the number and word.
- They read and see that many of “something” in a sentence.
- They spy that number in a sequence of numbers and CIRCLE that number.
- They X that many boxes. Students can also bingo dot or stamp that many boxes.
- Students cut and glue the group/set to the matching numbered boxes.
- When everyone has finished their booklet, read it aloud as a whole group and review concepts of print.
- Children will be able to take these booklets home and share them with their families.
- These are great self-esteem builders.
- You can do a page a day or an entire booklet.
- Children only need to do one of these booklets with assistance and then be able to do them independently; a different one each week or month according to your needs and themes.
- It’s a great way to learn how to identify and read numbers and number words and cover a variety of skills and standards!

1 one 1 one




I see turkey.

| 2 3 4 5 6 7 8 9 10

--	--	--	--	--

3 three 3 three




I see 3 turkeys.

1 2 3 4 5 6 7 8 9 10

--	--	--	--	--

This image shows a blank, aged, cream-colored page, likely an endpaper or flyleaf of a book. The paper has a slightly textured appearance with some faint smudges and discoloration, characteristic of old paper. The left edge of the page is bound, showing the stitching and the inner cover material. There is no text or other markings on the page.

4 four 4 four




I see 4 turkeys.

1 2 3 4 5 6 7 8 9 10

--	--	--	--	--

--

5 five 5 five




I see 5 turkeys.


1 2 3 4 5 6 7 8 9 10


--	--	--	--	--

--

Ten pairs of turkey tracks!

 CIRCLE the pairs and count them.

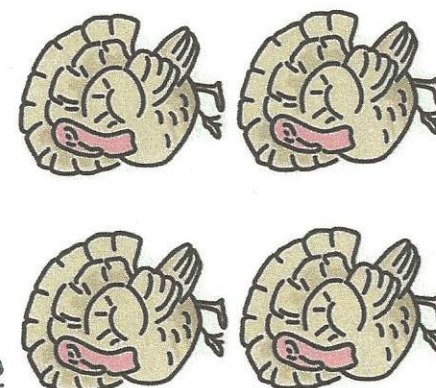
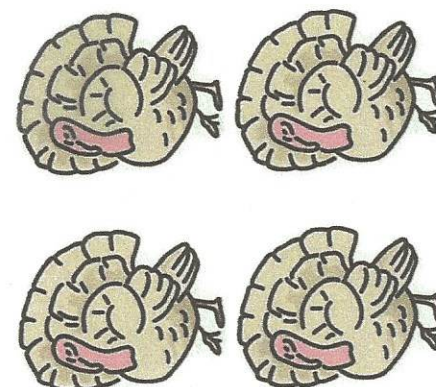
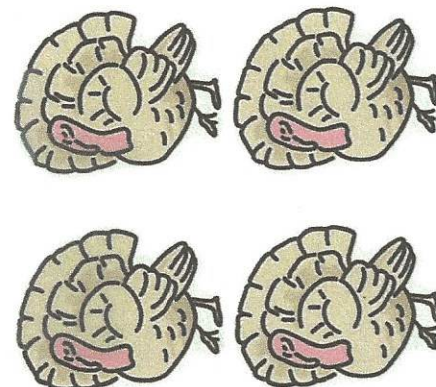
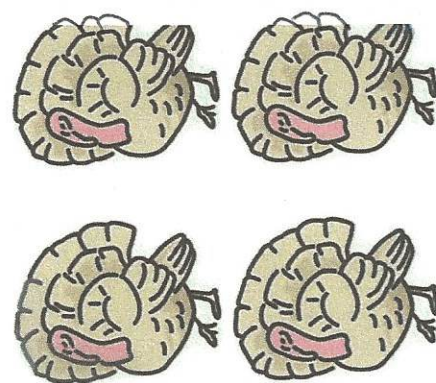




CUT out the pictures and GLUE them to the matching numbered boxes in your booklet.



5







10


6



7



8



9



ABCDe-tective Sight-Word Smart Check List.



- I
- me


- of
- see

- the
- with

There are also **14** challenge words: one, two, three, four, five, six, seven, eight, nine, ten, count, turkey(s), pairs & tracks. I CAN read this booklet. I KNOW these **20** words! Yay me!

Congratulations!

has successfully read ***123 Count Turkeys With Me***
Keep up the great work!













Teacher: _____

Date: _____

Covers for Itty Bitty 123 Counting Books

My Itty Bitty Book Of Words For Counting Turkeys	My Itty Bitty Book Of Words For Counting Turkeys
My Itty Bitty Book Of Words For Counting Turkeys	My Itty Bitty Book Of Words For Counting Turkeys
My Itty Bitty Book Of Words For Counting Turkeys	My Itty Bitty Book Of Words For Counting Turkeys
My Itty Bitty Book Of Words For Counting Turkeys	My Itty Bitty Book Of Words For Counting Turkeys
My Itty Bitty Book Of Words For Counting Turkeys	My Itty Bitty Book Of Words For Counting Turkeys

Leaf counting by 1's


 1	 2
 3	 4
 5	 6
 7	 8
 9	 10

Challenge word flashcards for numbers

one	two
three	four
five	six
seven	eight
nine	ten

Challenge word flashcards for 123 count with me booklets

count	with
me	I
see	turkeys
pairs	of
turkey	tracks



1 turkey + 1 more

= 2 turkeys

2 turkeys + 1 more

= 3 turkeys

3 turkeys + 1 more


= 4 turkeys

4 turkeys + 1 more

= 5 turkeys

5 turkeys + 1 more

= 6 turkeys



No!

[illegible]

Graphing Time

Do you like dark meat or white meat?




Dark




White

[illegible]



No!

[illegible]



No!


[illegible]

Graphing Time

Have you ever seen a live turkey?



Yes!



No!

[illegible]

