

1 2 3

Count Snowmen

With Me!

This booklet created by:



©TeachWithMe.com



1 2 3

These little counting books give you lots of “bang for your time!”

- Students READ the number as a number and as a word.
- Students trace the number and word.
- They write the number and word.
- They read and see that many of “something” in a sentence.
- They spy that number in a sequence of numbers and CIRCLE that number.
- They X that many boxes. Students can also bingo dot or stamp that many boxes.
- Students cut and glue the group/set to the matching numbered boxes.
- When everyone has finished their booklet, read it aloud as a whole group and review concepts of print.
- Children will be able to take these booklets home and share them with their families.
- These are great self-esteem builders.
- You can do a page a day or an entire booklet.
- Children only need to do one of these booklets with assistance and then be able to do them independently; a different one each week or month according to your needs and themes.
- It’s a great way to learn how to identify and read numbers and number words and cover a variety of skills and standards!

I one I one



I see I snowman.

1 2 3 4 5 6 7 8 9 10

--	--	--	--	--

--

2 two 2 two



I see 2 snowmen.

1 2 3 4 5 6 7 8 9 10

--	--	--	--	--

3 three 3 three



I see 3 snowmen.

1 2 3 4 5 6 7 8 9 10

--	--	--	--	--

4 four 4 four



I see 4 snowmen.

1 2 3 4 5 6 7 8 9 10

--	--	--	--	--



5 five 5 five



I see 5 snowmen.

1 2 3 4 5 6 7 8 9 10

--	--	--	--	--





7 seven 7 seven



I see 7 snowmen.

1 2 3 4 5 6 7 8 9 10


8 eight 8 eight



I see 8 snowmen.

1 2 3 4 5 6 7 8 9 10


9 nine

9

nine



I

see

9

snowmen.

1 2 3 4 5 6 7 8 9 10


9  
1

10 ten 10 ten



I see 10 snowmen.

1 2 3 4 5 6 7 8 9 10


I see ten snowmen on the hill.







1



6



2



3



4



5

CUT out the pictures and GLUE them to the matching numbered boxes in your booklet.



7



8



9



10

CUT out the pictures and GLUE them to the matching numbered boxes in your booklet.













Covers for Itty Bitty 123 Counting Books

My Itty Bitty Book Of Words For Counting Snowmen	My Itty Bitty Book Of Words For Counting Snowmen
My Itty Bitty Book Of Words For Counting Snowmen	My Itty Bitty Book Of Words For Counting Snowmen
My Itty Bitty Book Of Words For Counting Snowmen	My Itty Bitty Book Of Words For Counting Snowmen
My Itty Bitty Book Of Words For Counting Snowmen	My Itty Bitty Book Of Words For Counting Snowmen
My Itty Bitty Book Of Words For Counting Snowmen	My Itty Bitty Book Of Words For Counting Snowmen











Challenge word flashcards for snowman number words

 one	 two
 three	 four
 five	 six
 seven	 eight
 nine	 ten

Snowman counting by 1's

 1	 2
 3	 4
 5	 6
 7	 8
 9	 10

Snowman counting by 1's

 11	 12
 13	 14
 15	 16
 17	 18
 19	 20

Challenge word flashcards for 123 count with me booklets

count	with
me	I
see	snowman
snowmen	on
the	hill





## ABCDe-tective Sight-Word Smart Check List.



- I
- see

- on
- the

- with

There are also **14** challenge words: one, two, three, four, five, six, seven, eight, nine, ten, count, snowman, snowmen, & hill  
I CAN read this booklet. I KNOW these **19** words! Yay me!

# Congratulations!

---

has successfully read *123 Count Snowmen With Me*  
Keep up the great work!



Teacher: \_\_\_\_\_

Date: \_\_\_\_\_



No!

[illegible]







1 snowman + 1 more

= snowmen

2 snowmen + 1 more

= snowmen

3 snowmen + 1 more

= snowmen

4 snowmen + 1 more

= snowmen

5 snowmen + 1 more

= snowmen