


100 Day With Ants!



©TeachWithMe.com



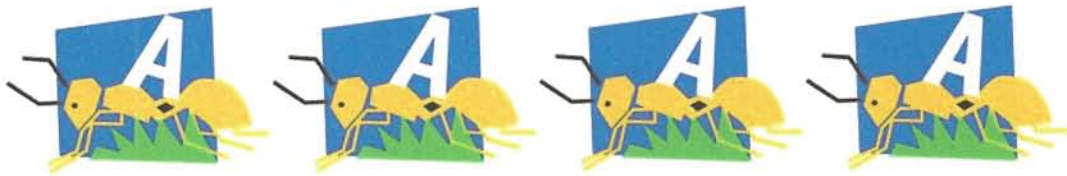


Celebrating 100 Day With Ants!








- To get your students “wiggles” out and to introduce these activities, tell them they need to wiggle the ants out of their pants for 100 seconds.
- Put on some jazzy music and have them get those ants out while you watch the clock.
- http://www.youtube.com/watch?v=TCsiZ0_azTE&feature=related
Is a You Tube video of a teenager dancing to a remix of ***The Ants Go Marching*** . It's the perfect music to jump and wiggle to.
- Later, using a black marker, have students make 10 ant dots in each pocket or patch on the blue jeans for a total of 100 ants on their pants.
- Read Elinor J. Pinczes' book, ***One Hundred Hungry Ants***.
- Have your students march down the hall 1-by-1, 2-by-2, 3-by-3, 5-by-5 and finally 10-by-10.
- Ask for their predictions of which way they think will take the longest? Shortest?
- Time how long it takes them.
- A fun song to sing is ***“The Ants Go Marching”***

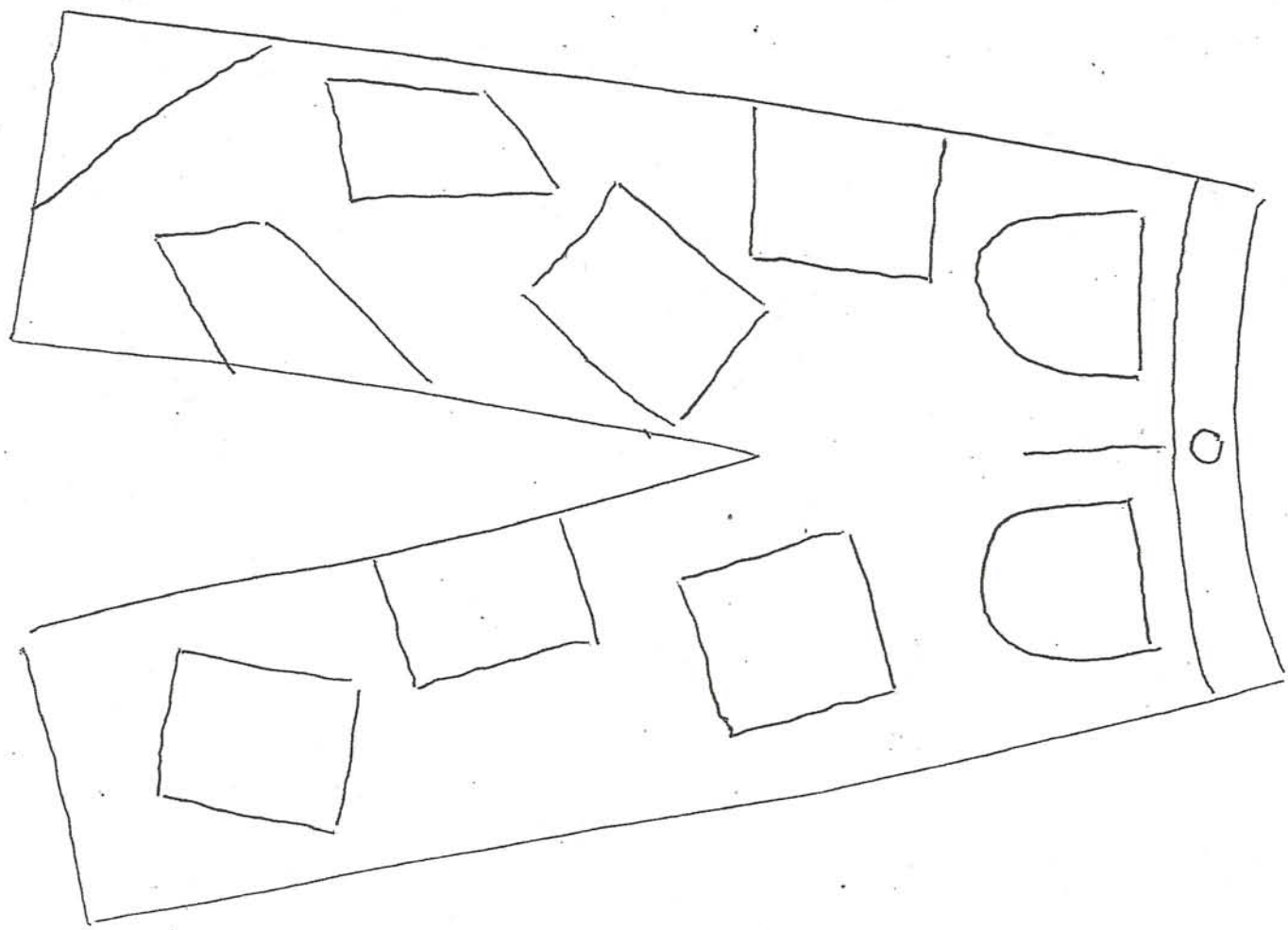
- You Tube has this song up to the #3 at:
http://www.youtube.com/watch?v=nZInmx5Z_j0
 Really catchy music; I wish they would have done the entire song instead of only 1 minutes worth.
<http://www.youtube.com/watch?v=oq1RwAoes6s&feature=related>
 This one goes through the #5 with children at a playground marching.
- Count by 1's, 2's, 3's, 5's, and 10's to whatever number your students are able.
- Inform your students that eating insects is a delicacy in some countries and that even here in the United States some people eat chocolate covered ants!
- Graph the question: Would you eat a chocolate covered ant?
- Pass out a name label to each of your students.
- Using raisins, have them guesstimate how long they think a line of raisin ants will be, and have them put their name label on the floor.
- Give each student 5 raisins (if you have 20 in your class) and have them begin to lay them down in a line.
- The student that comes closest receives my certificate or whatever you deem appropriate.
- Pass out the Trace & Write ant worksheets and have students complete them with a variety of colored markers.

- There's also a Secret Code 100's chart for them to figure out the picture by coloring in the appropriate numbers.
- I've also included number cards by 10's and 5's that they can trace, cut, and sequence and then turn into Itty Bitty Books.
- You could also make these into memory match games by printing sets on different colors and having students play with a partner or in a group of 3.
- However you celebrate, I hope it's simply f-**ant**-astic!

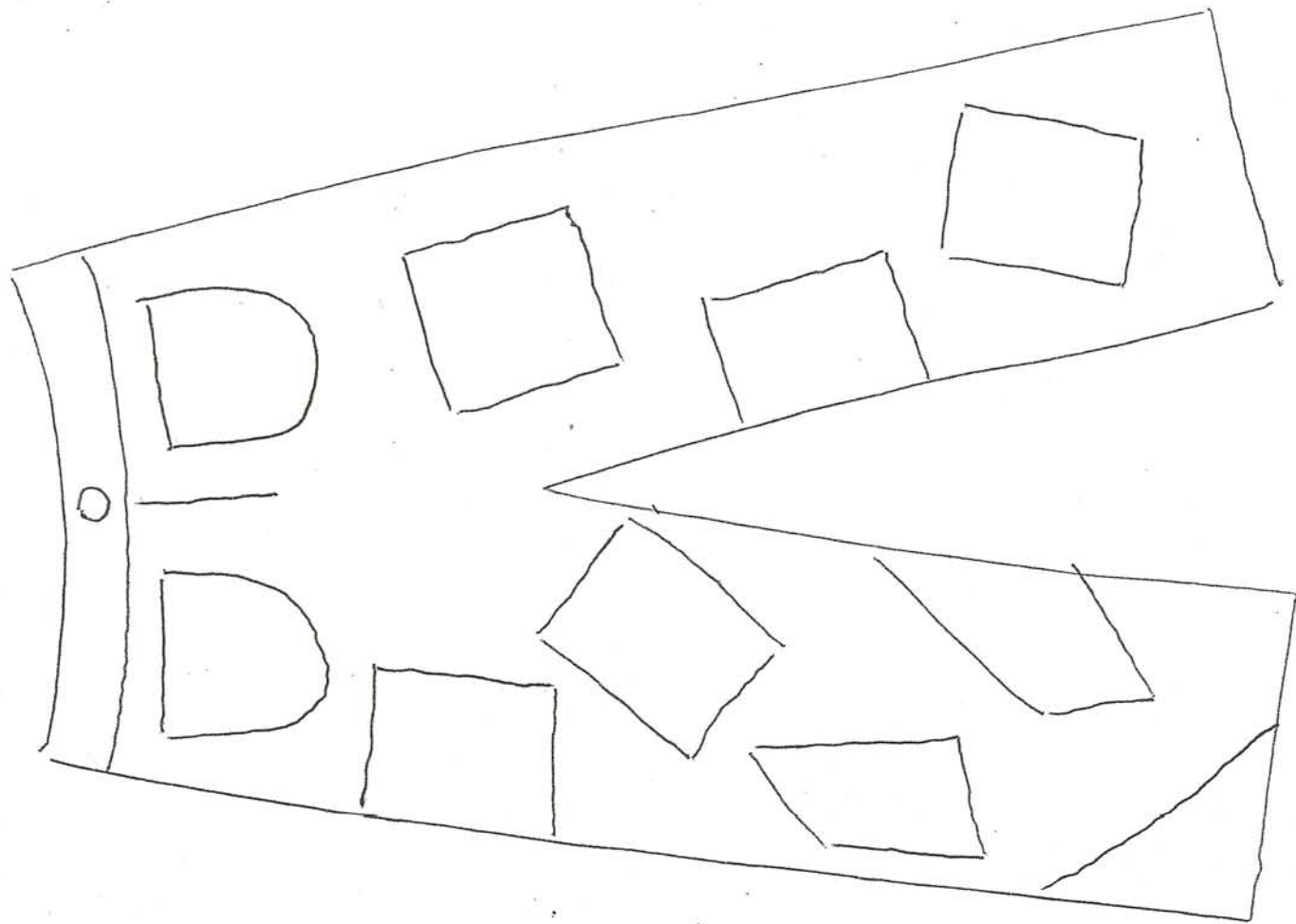


O Diane





Denim-color construct.





1	2	3	4	5	6	7	8	9	10
11	12	13	14	15	16	17	18	19	20
21	22	23	24	25	26	27	28	29	30
31	32	33	34	35	36	37	38	39	40
41	42	43	44	45	46	47	48	49	50
51	52	53	54	55	56	57	58	59	60
61	62	63	64	65	66	67	68	69	70
71	72	73	74	75	76	77	78	79	80
81	82	83	84	85	86	87	88	89	90
91	92	93	94	95	96	97	98	99	100




Count and TRACE the numbers



1	2	3	4	5	6	7	8	9	10
11	12	13	14	15	16	17	18	19	20
21	22	23	24	25	26	27	28	29	30
31	32	33	34	35	36	37	38	39	40
41	42	43	44	45	46	47	48	49	50
51	52	53	54	55	56	57	58	59	60
61	62	63	64	65	66	67	68	69	70
71	72	73	74	75	76	77	78	79	80
81	82	83	84	85	86	87	88	89	90
91	92	93	94	95	96	97	98	99	100

Important Secret Code.




Color in the following numbers with a red crayon or marker to reveal a picture. (2-3-4-6-7-8) (11-12-13-14-16-17-18-19) (21-29) (31-39) (42-48) (53-57) (64-66) & (75) "We LOVE celebrating 100 Day!"



1	2	3	4	5	6	7	8	9	10
11	12	13	14	15	16	17	18	19	20
21	22	23	24	25	26	27	28	29	30
31	32	33	34	35	36	37	38	39	40
41	42	43	44	45	46	47	48	49	50
51	52	53	54	55	56	57	58	59	60
61	62	63	64	65	66	67	68	69	70
71	72	73	74	75	76	77	78	79	80
81	82	83	84	85	86	87	88	89	90
91	92	93	94	95	96	97	98	99	100

Important Secret Code.



Color in the following numbers with a red crayon or marker to reveal a picture. (2-3-4-6-7-8) (11-12-13-14-16-17-18-19) (21-29) (31-39) (42-48) (53-57) (64-66) & (75) "We LOVE celebrating 100 Day!"

Count by 5's. TRACE and WRITE the numbers.

5 10 15 20 25

30 35 40 45 50

55 60 65 70 75

80 85 90 95 100



Count by 10's. TRACE and WRITE the numbers.

10 20 30 40











50 60 70 80

90 100













My Counting Itty Bitty Word Card Booklet	My Counting Itty Bitty Word Card Booklet
My Counting Itty Bitty Word Card Booklet	My Counting Itty Bitty Word Card Booklet
My Counting Itty Bitty Word Card Booklet	My Counting Itty Bitty Word Card Booklet
My Counting Itty Bitty Word Card Booklet	My Counting Itty Bitty Word Card Booklet
My Counting Itty Bitty Word Card Booklet	My Counting Itty Bitty Word Card Booklet











Challenge word flashcards for Ant Counting by 10's

 10	 20
 30	 40
 50	 60
 70	 80
 90	 100

Challenge word flashcards for Ant counting by 5's

 5	 10
 15	 20
 25	 30
 35	 40
 45	 50



Challenge word flashcards for Ant Counting by 5's -2nd set




 55	 60
 65	 70
 75	 80
 85	 90
 95	 100



No!

[illegible]


Total:	Total:
	





**F-ANT-astic student Award
Congratulations!**

won our Math Ant Activity today!



Teacher: _____ Date: _____



**F-ANT-astic student Award
Congratulations!**

won our Math Ant Activity today!




Teacher: _____ Date: _____



F-ANT-astic student Award

Participated in our 100 Day Ant Activities




Teacher: _____ Date: _____



F-ANT-astic student Award

Participated in our 100 Day Ant Activities



Teacher: _____ Date: _____