





Feed The Penguins: Goldfish Activities

©TeachWithMe.com

Materials:

- Construction paper
- Scissors
- Glue sticks
- Markers
- Crayons
- Laminator
- Dice
- Goldfish crackers
- Rulers
- Printer

Directions:

Prep. Run off the templates on construction paper or a copier depending on if you want students to cut and glue the project together, or simply color it.

To expedite things, if you opt for construction paper, some of the smaller pieces like the eyes, hearts, wings, beaks, and feet, can be pre-cut by a room or at-home helper.

I've made smaller templates for younger students. This also saves on paper, and takes less time, if you decide that you want children to have their own penguin to color and take home. You can also decide to make a class set and laminate them so that you can use the penguins each year as a whole group activity.

There are several games you can play with the penguins.

If students are just coloring the penguins, give them a choice of a full-body or a head.

Depending on what activities you want your students to do, give each student 10-25 fishy crackers in a Dixie cup,

Dice Game without the sliders.

Students choose a partner and roll the dice. Younger children can roll one die, count the dots and feed their penguin that many fish out of their cup, placing them on their penguin mat.

Older students can roll 2 dice and add them together feeding their penguin that many fish.

If you want them to practice writing equations, have students write the numbers on a sheet of paper and then solve the problem using the fish manipulatives and then writing down their answer.

You can also use the bobber symbols with the dice game.

Children roll two dice. i.e. a 2 and a 3. They feed their penguin 2 fishy crackers by placing them on the left and then feed their penguin 3 fishy crackers by placing them on the right. They look at their piles and decide if they will place the $<$, $>$ or $=$ to bobber between them. Students can also use the $+$ and $-$ bobbers to make equations as well.

Dice Game with the sliders:

When using only one die, students roll and move the top slider to that number.

They then move the number word to match it and count out that many fish to feed their penguin.

If they want to roll two dice they can use the top slider to represent the first roll, and the bottom slider to represent the second roll.

They use the bobber symbols the same as above.

If students are making their own sliders to take home, they should trace the numbers and words. I like using a variety of different colored highlighters or watercolor markers.

TIP: I cut the slits for the sliders with an Exacto knife. Make your slits longer than necessary as children have a tendency to tug and tear strips.

Glue the **#6** on top of the empty square next to the **#5**. Glue the **#11** on top of the empty square next to the **#10**. Glue the **#17** on top of the empty square next to the **#16**. For really young children you may want these strips pre-cut and laminated. If you don't want to laminate them, put a piece of Scotch tape on the back after you glue them together so that the seams don't get caught when students pull their strip through.

If you're a member of *Sam's Club* or *Costco* buy your Goldfish crackers in bulk size. You can also send a note home to parents who volunteered to donate something for an activity and ask for a bag from several different families.

Each child will need 25 Goldfish crackers to do these activities. I did them several times and didn't always come out with the same number, as the size of the crackers varies as well as how you arrange them.

Inform your students that they will get to eat their crackers **AFTER** the activities.

Whenever I work with food, I always let my students have a few of whatever before we begin, this helps to appease the crazies and makes doing the activities more fun for my starvin' Marvin's.

There's graphing, patterning, and guess-timation activities. If you think of others, I'd enjoy hearing from you! diane@teachwithme.com

The blank bobbers are perfect for nametags, necklaces, pins, and reward badges for the bulletin board. You can also use them to make your own "What's missing?" or "What comes next?" skill sheets.

End the activities by giving everyone a certificate of praise!





1

2

3

5

7

8

9

three

five


ven eig

+


=








Pink
Cheek



2 sets

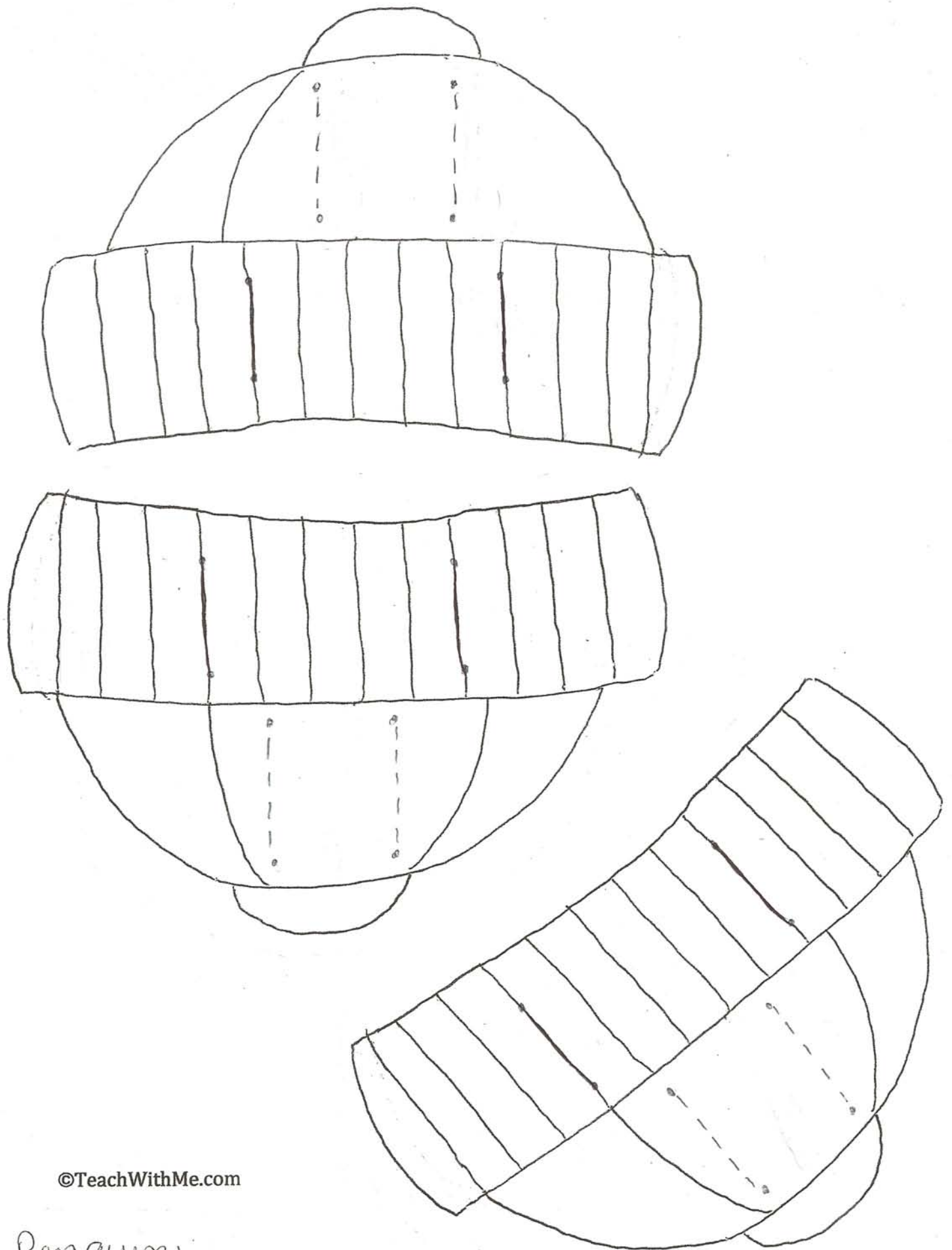


Black
head,
eyes
wings



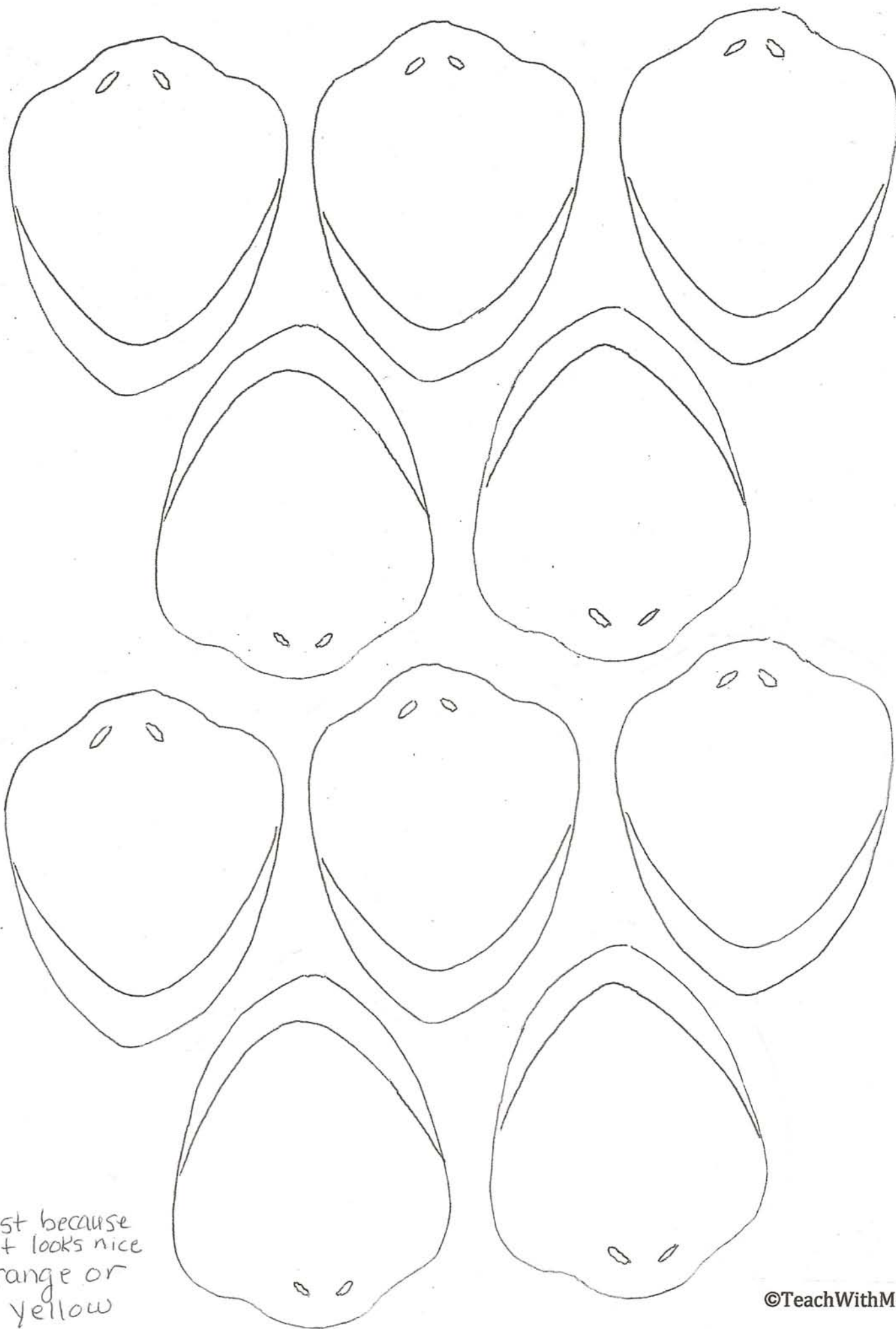
Left
wings

Right
wings



©TeachWithMe.com

Penguin
multi-Color Hats



Just because
it looks nice
orange or
yellow

	0	1	2	3	4	5	
	6	7	8	9	10		

	0	1	2	3	4	5	
	6	7	8	9	10		

	0	1	2	3	4	5	
	6	7	8	9	10		

	0	1	2	3	4	5	
	6	7	8	9	10		

11	12	13	14	15	16	
17	18	19	20			

11	12	13	14	15	16	
17	18	19	20			

11	12	13	14	15	16	
17	18	19	20			

11	12	13	14	15	16	
17	18	19	20			

zero one two three four five








six seven eight nine ten

zero one two three four five

six seven eight nine ten

zero one two three four five


six seven eight nine ten











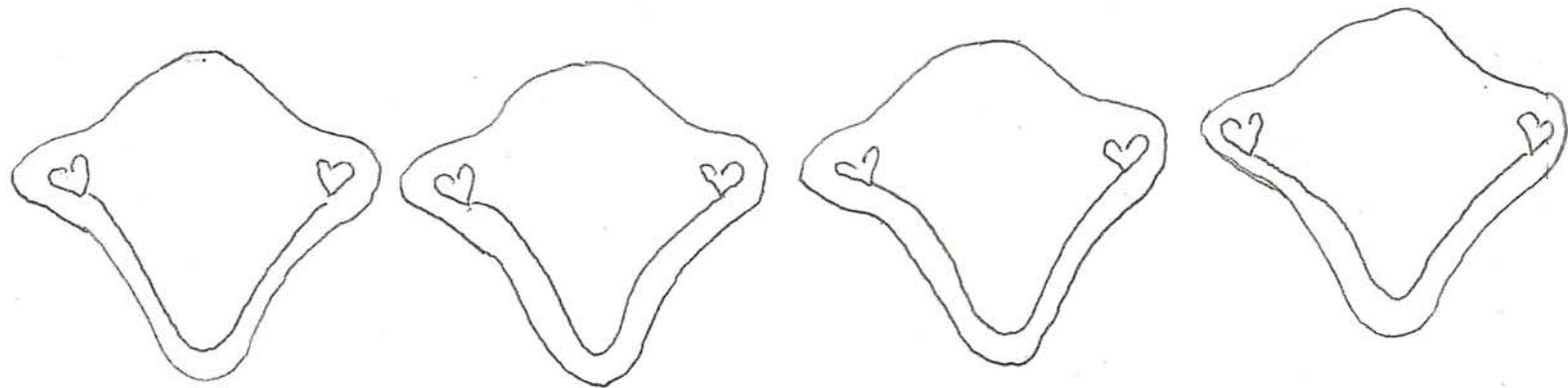
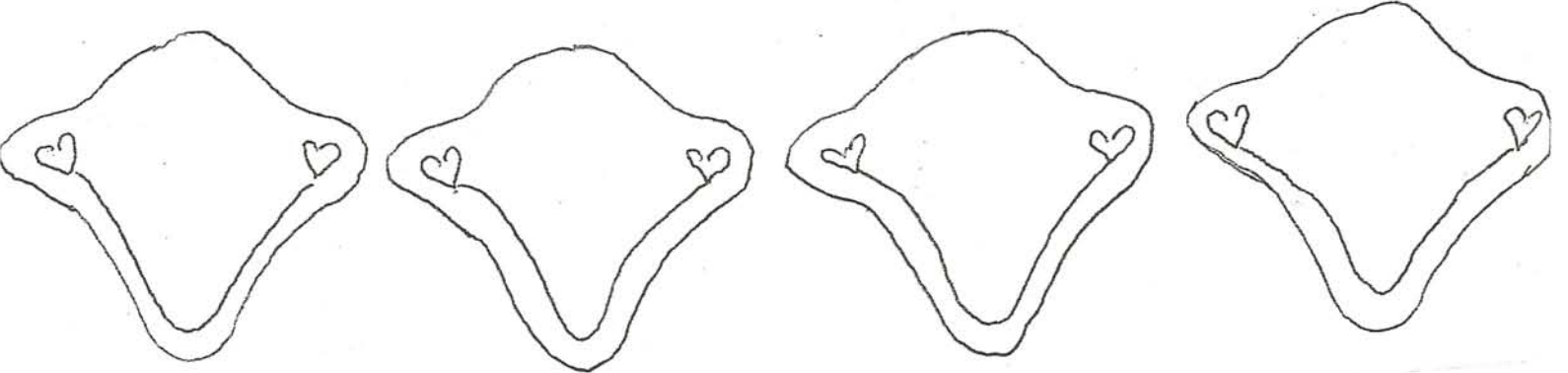
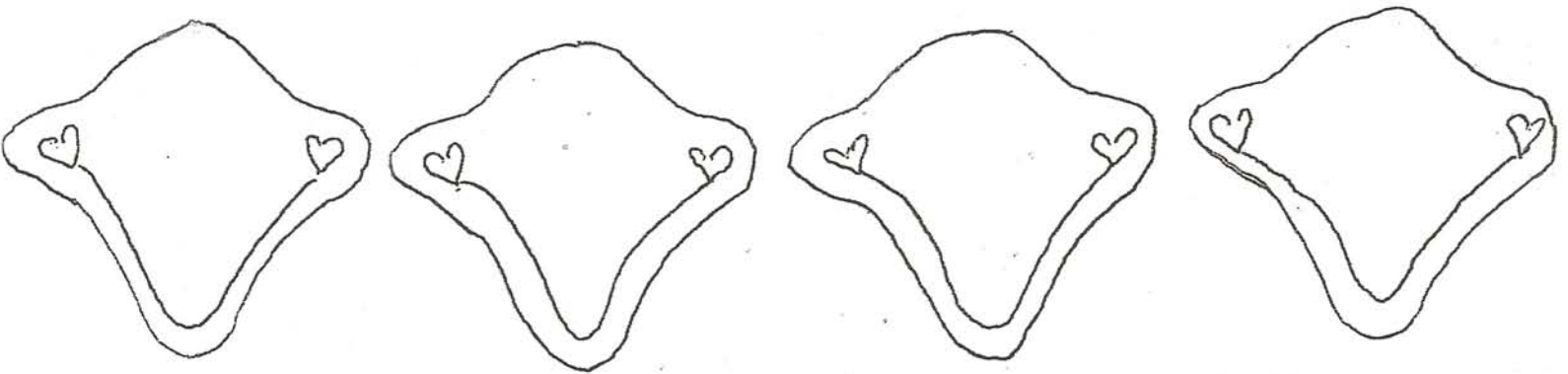
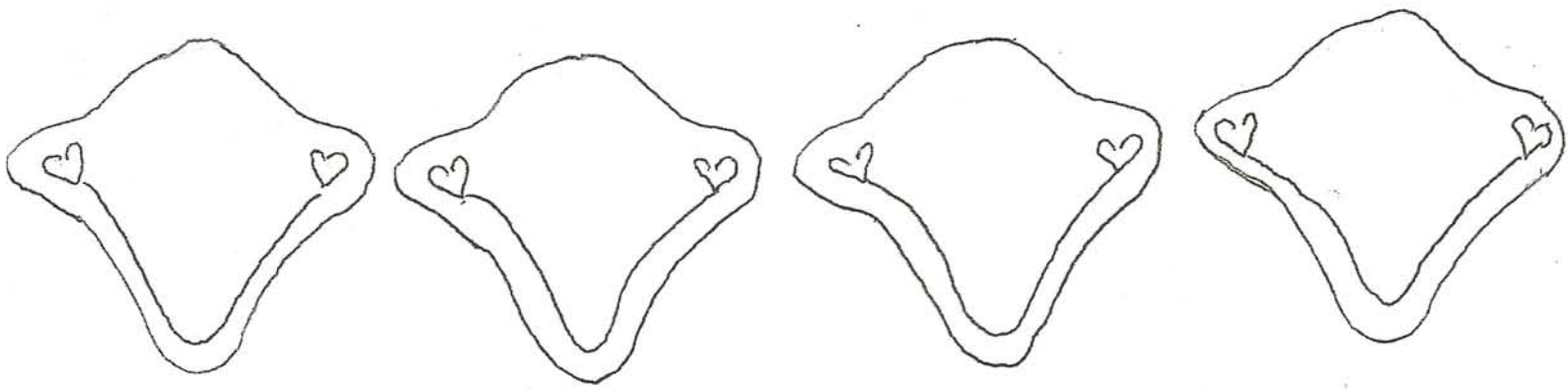





Black

White







yellow or orange
Beaks



Orange Feet





©TeachWithMe.com

Graphing Time

Graph how many colors of each fish you have in your cup.

			
brown	orange	yellow	green
Total:	Total:	Total:	Total:

[illegible]

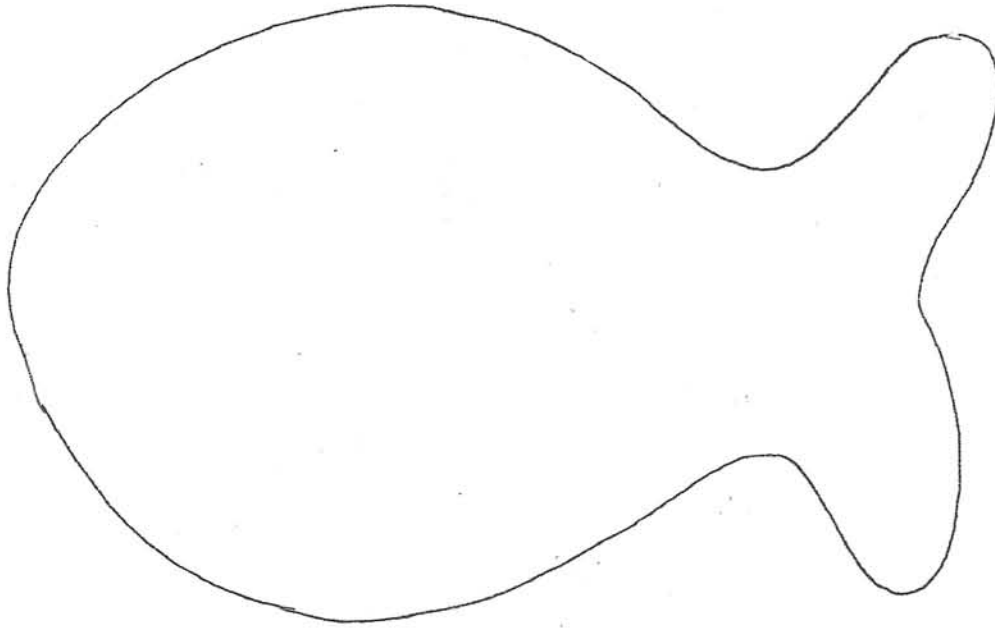
Guess-timation!

How many Goldfish do you think it will take to fill up this fish?

The Goldfish may NOT go outside the lines.

The Goldfish can NOT be on TOP of each other.

Guess: _____ **Actual number:** _____ **How many away?** _____



©TeachWithMe.com

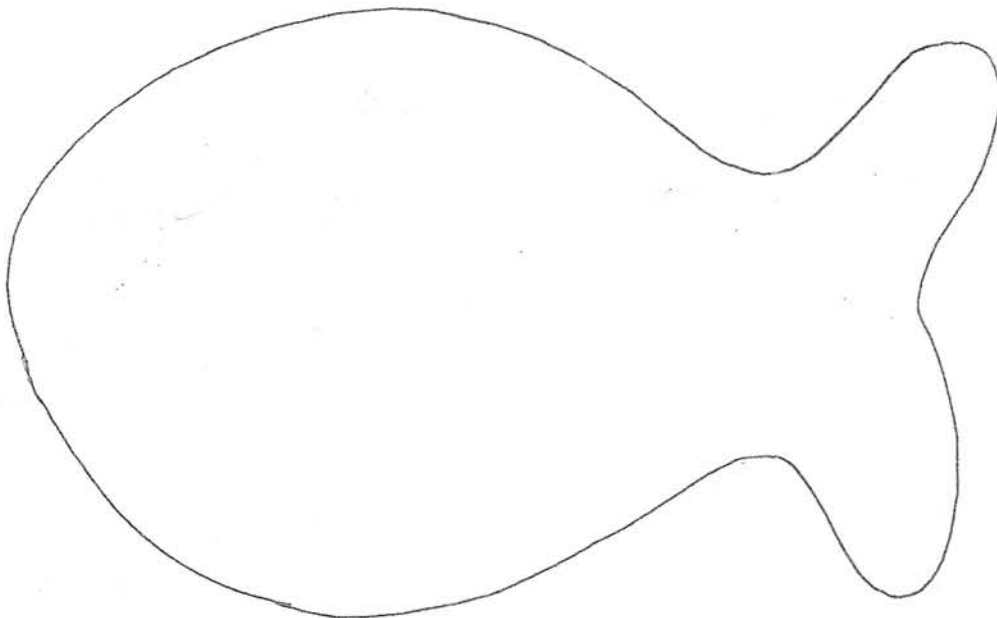
Guess-timation!

How many Goldfish do you think it will take to fill up this fish?

The Goldfish may NOT go outside the lines.

The Goldfish can NOT be on TOP of each other.

Guess: _____ **Actual number:** _____ **How many away?** _____



©TeachWithMe.com

Guess-timation!

How many Goldfish do you think it will take to fill up this fish?

The Goldfish may NOT go outside the lines.

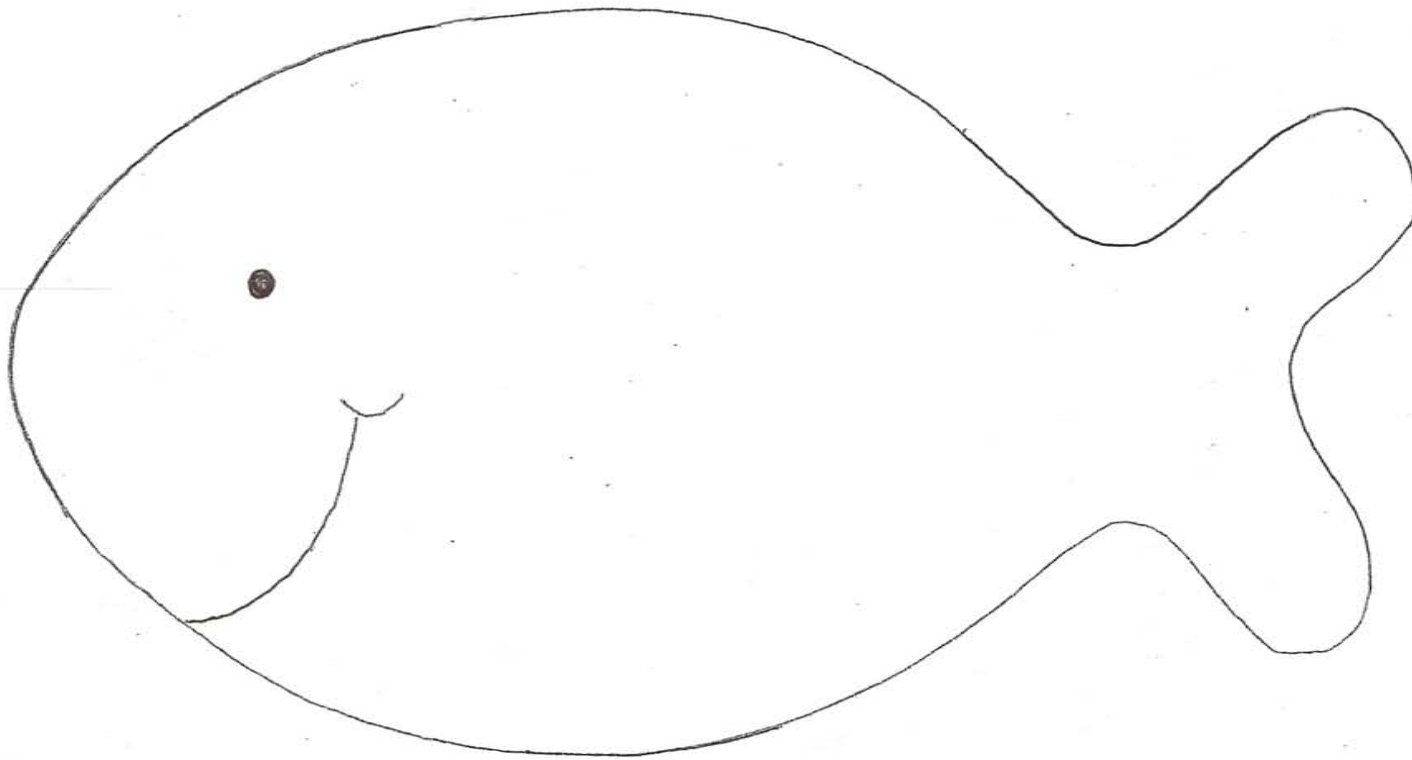
The Goldfish can NOT be on TOP of each other.

Guess: 20 Actual number: 21 How many away? 1



Guess-timation! How many Goldfish do you think it will take to go AROUND this fish?

Guess: _____ Actual number: _____ How many were you off? _____



How many inches long do you think that is on your ruler?

Guess: _____ Actual: _____ How far off? _____


Guess-timation! How many Goldfish do you think it will take to go AROUND this fish?

Guess: 25 Actual number: 23 How many were you off? 2

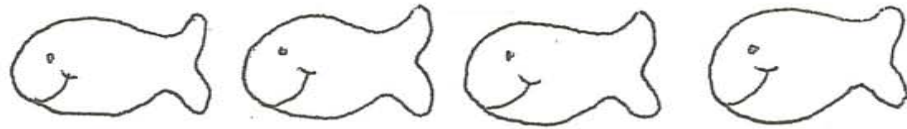


How many inches long do you think that is on your ruler?


Guess: 23 Actual: 19 How far off? 4



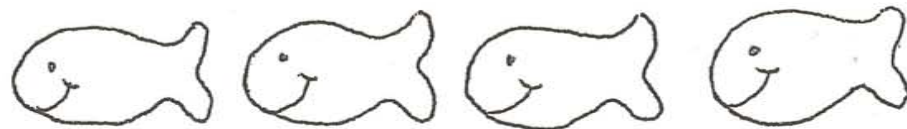
Make a pattern with your Goldfish crackers. How many patterns can you come up with?




Make a pattern with your Goldfish crackers. How many patterns can you come up with?



Make a pattern with your Goldfish crackers. How many patterns can you come up with?





Make a pattern with your Goldfish crackers. How many patterns can you come up with?



Make a pattern with your Goldfish crackers. How many patterns can you come up with?



Make a pattern with your Goldfish crackers. How many patterns can you come up with?



Goldfish Pattern Tally Sheet

Tally Total:

||||

Name of pattern: i.e. ABAB

ABAB

ABC-ABC


AAB-AAB

AABB-AABB

ABCD-ABCD

TeachWithMe.com


www.crayola.com
MARKER



Goldfish Pattern Tally Sheet
Tally Total:

Name of pattern: i.e. ABAB

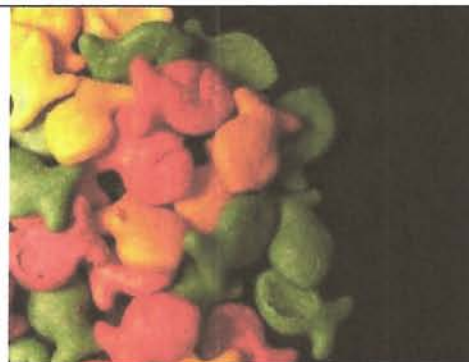
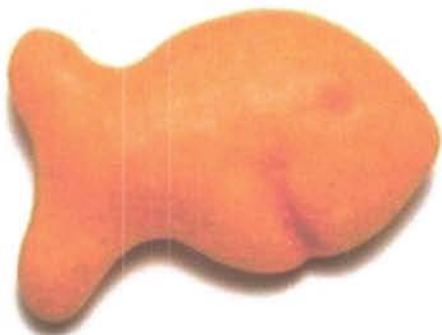
©TeachWithMe.com



Goldfish Pattern Tally Sheet
Tally Total:

Name of pattern: i.e. ABAB

Did you think the colored Goldfish crackers all tasted the same or did you think each color tasted different?




The same.

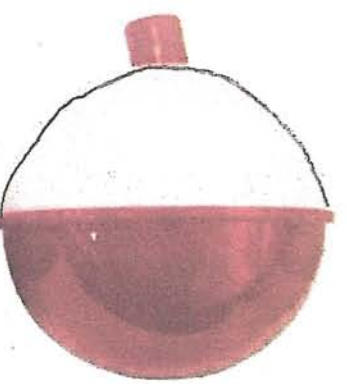


















Different

[illegible]




















[illegible]















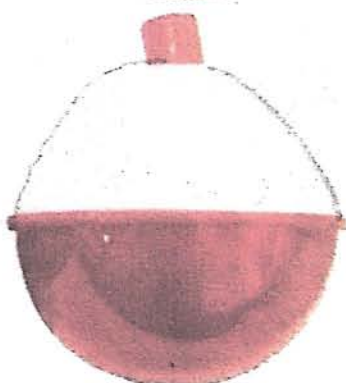







5's














10's












25



3's



My Counting Fish Itty Bitty Word Card Booklet	My Counting Fish Itty Bitty Word Card Booklet
My Counting Fish Itty Bitty Word Card Booklet	My Counting Fish Itty Bitty Word Card Booklet
My Counting Fish Itty Bitty Word Card Booklet	My Counting Fish Itty Bitty Word Card Booklet
My Counting Fish Itty Bitty Word Card Booklet	My Counting Fish Itty Bitty Word Card Booklet
My Counting Fish Itty Bitty Word Card Booklet	My Counting Fish Itty Bitty Word Card Booklet

Challenge word flashcards for penguin-goldfish number words



one



two



three



four



five



six



seven



eight













nine













ten

Challenge word flashcards for penguin-goldfish numbers

 1	 2
 3	 4
 5	 6
 7	 8
 9	 10


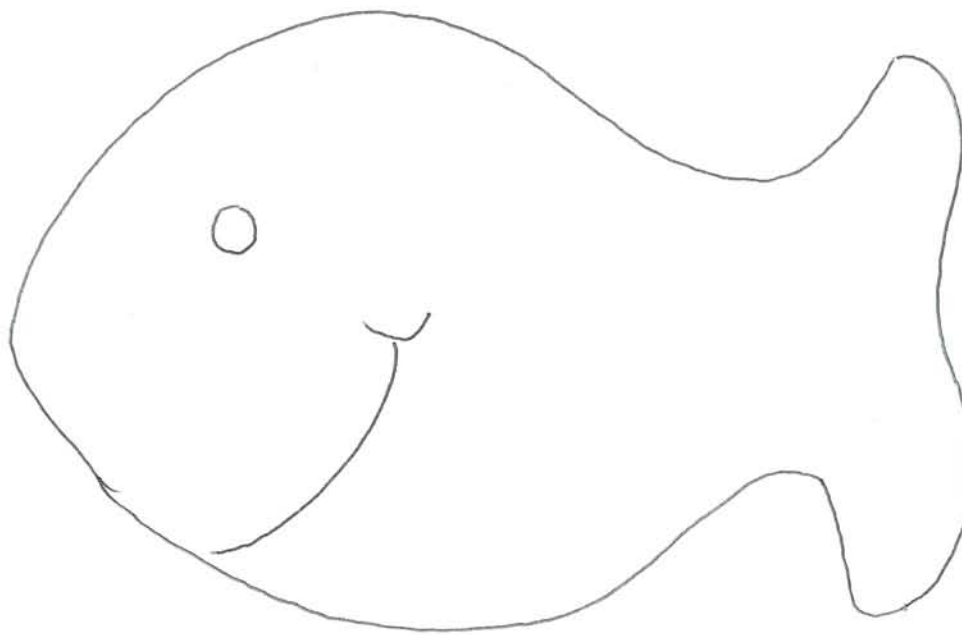
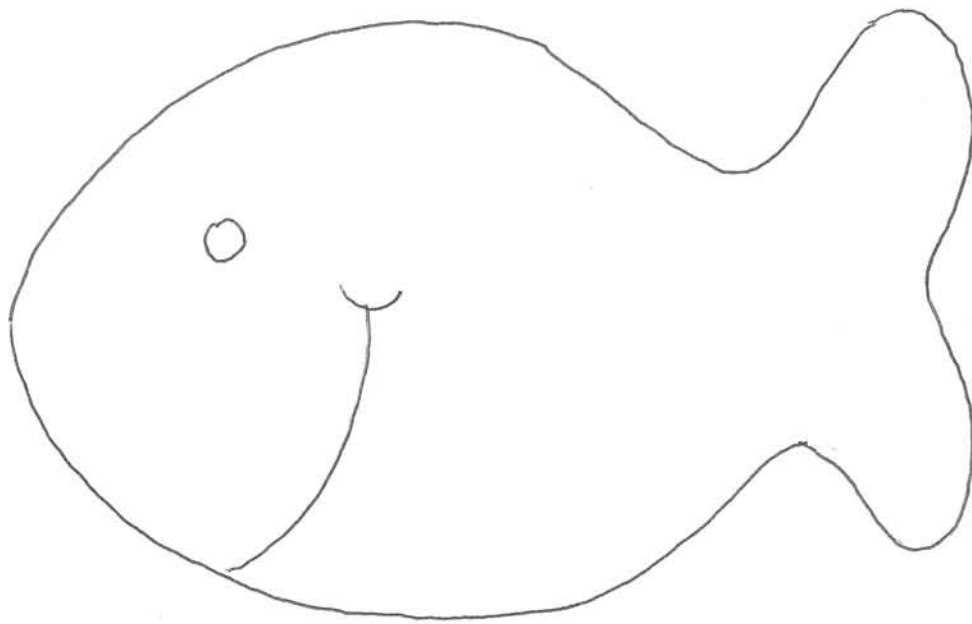
Challenge word flashcards for penguin-goldfish numbers

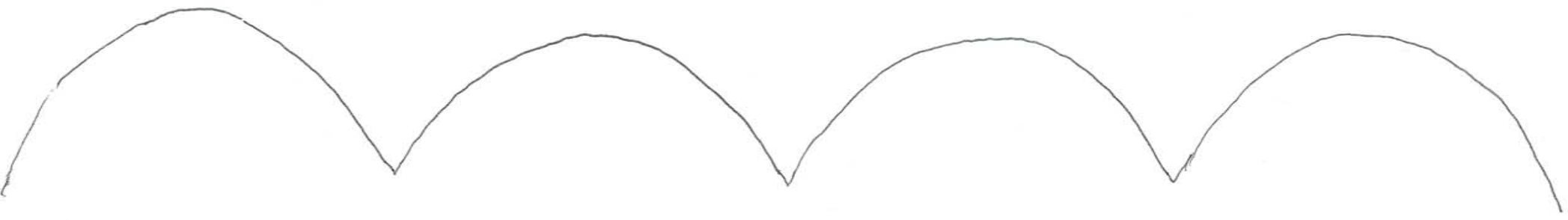
 11	 12
 13	 14
 15	 16
 17	 18
 19	 20

I was caught
having
"golden"
behavior
during our
goldfish
activities!



I was caught
having
"golden"
behavior
during our
goldfish
activities!





3-Shades of blue waves. Splatter tops with white paint.

It's 0-fish-ial!

did an awesome job on our Goldfish activities!



Teacher: _____ Date: _____

It's 0-fish-ial!

did an awesome job on our Goldfish activities!



Teacher: _____ Date: _____