


*George Washington & Abraham Lincoln
Skill Sheet Activity Packet*



©TeachWithMe.com



TRACE the sentence and then WRITE it.
Use a DIFFERENT color for each line to make an ABC pattern.

Happy President's Day!

Happy President's Day!

Happy President's Day!

Complete the pattern.




There is a "spy", one that is different, in each row. Find them, and zap him with an X.



There is a "spy", one that is different, in each row. Find them, and zap him with an X.







How many words can you make out of the President's last names?
Ready-set-go! You have 5 minutes.

Washington Lincoln









Happy President's Day
From your teacher,

Mrs. Henderson





I got the idea for my patriotic paperclip gifts from these paperclips from Sherry's Blog ***Altered To Perfection***.

Click on the link to see her creative things.

<http://alteredtoperfection.blogspot.com/2009/01/jumbo-clip-bookmarks.html>

She sells the ones pictured in her Etsy Shop if you want to buy some.

She's got them upside down in her pix though and needed to twirl them around to the bottom, so you can clip them to the book page. The ribbons will then dangle down.

They are easy enough for students to make as a center activity too.

I made mine for President's Day surprises in red, silver-sparkle, and blue curling ribbon.

They are the perfect gift for the up-coming March is Reading Month activities.

You can keep them simple and just add ribbon to the paperclip, or jazz them up by using a mini glue dot and putting a heart or star on top cut from construction paper. I used a paper punch.

Pre-cut foam stickers you can buy in a package also work well and add that finishing touch.



ESSENTIALS
OF ENGLISH

HIGHER
GRADES

PEARSON AND KIRCHWEY