

# Traceable Kindergarten Dolch Word Cards



©TeachWithMe.com

Kindergarten Dolch Word Cards 1

all

am

are

at

ate

be

black

brown

but

My Itty Bitty  
Booklet Of  
Kindergarten  
Dolch Words

Kindergarten Dolch Word Cards 2

came

did

do

eat

four

get

good

have

he

into

Kindergarten Dolch Word Cards 3

like

must

new

no

now

on

our

out

please

pretty

Kindergarten Dolch Word Cards 4

ran

ride

saw

say

she

so

soon

that

there

they

Kindergarten Dolch Word Cards 5

this

too

under

want

was

well

went

what

white

who











Kindergarten Dolch Word Cards 6

with

yes

This Booklet  
Made By:

Kaboom Template

Kaboom! 	Kaboom! 
Kaboom! 	Kaboom! 
Kaboom! 	Kaboom! 
Kaboom! 	Kaboom! 
Kaboom! 	Kaboom! 





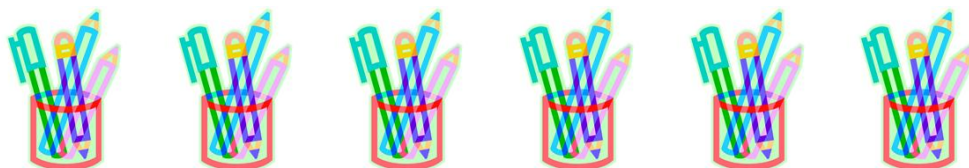
### **What can you do with the traceable word cards?**

- Print and laminate and put on a split ring and use as flashcards for your students.
- Print and laminate and sprinkle them on the floor. Have students collect the cards before the timer rings. Have students organize them by alphabetizing the cards.
- Run off sets on two different colors of paper so that you can make Memory Match games. This will make the game easier to play and expedite time.
- Put a set in a bag, basket or box and have students pull out a card and read it. If they can't, they are out of the game.
- Add "bomb" cards and play "Kaboom". Students take a card out of the container. Teacher calls on a student to start the game, that child reads their word card and calls on another student. If they have a bomb card, everyone yells "Kaboom" and both children are out of the game.
- Run off copies of the cards for your students. They trace the words, cut out the cards, and add a cover to make Itty Bitty booklets so they can share them with their families and reinforce lessons learned at school.
- Play "I Have, Who Has?" Teacher has a list of words and posts them on the board. (S)he says: *"I have \_\_\_, who has \_\_\_?"* That student continues by showing their card and asking for the next word on the list. You can spice this game up by adding the "Kaboom" cards and have students pick 2 cards out of the bag.
- Have students choose a partner and play "Speed" against them. Each child has a set of cards that is in the same order as their partner's. They place them face down. They say 1-2 flip and

then flip a card over. The first one to read it takes the cards.  
The student with the most cards wins.

- Make mini posters out of the cards and display them on the wall. Play I'm Thinking of a Word. The teacher or student gives clues about the words. Students look at the poster and try to figure out which one they are talking about. i.e., *"I'm thinking of a word that has 5 letters in it. It has 2 vowels and 2 consonants and would come after the word \_\_\_\_\_ if you alphabetized it."*
- Play Mystery Word. Use the cards as mystery cards. Choose one each day to hide behind a question mark poster that you have hanging on the board. Ask students to guess what WOW (word of the day) they think is hiding behind the question mark by giving clues like the above.
- Have students choose a partner and see who can put their set of cards in alphabetical order 1<sup>st</sup>.
- Have students work in groups of 3-5. Allow each child to choose 4 cards. Groups brainstorm with their cards and write down as many sentences as they can before the timer rings. The group with the most sentences is the winner.
- Students pick a word out of the bag and use it in a sentence. To make the game harder, the next person chooses a card and uses that word + the person who just read their word's word in their sentence too.
- If you think of other ways to use the cards, I'd enjoy hearing from you, so I can add them to this list.

[diane@teachwithme.com](mailto:diane@teachwithme.com)



TRACE and then WRITE the words putting them in alphabetical order.

yes

all

this

soon

on

ran

do

are



TRACE and then WRITE the words putting them in alphabetical order.

with

ride

no

but

pretty

black

like

that



TRACE and then WRITE the words putting them in alphabetical order.

they

at

did

she

new

new

what

there





TRACE and then WRITE the words putting them in alphabetical order.

must

he

have

under

out

now

be

ate



TRACE and then WRITE the words putting them in alphabetical order.

brown

eat

came

will

who

say

so

good



TRACE and then WRITE the words putting them in alphabetical order.

get

four

am

please

white

into

went

under

