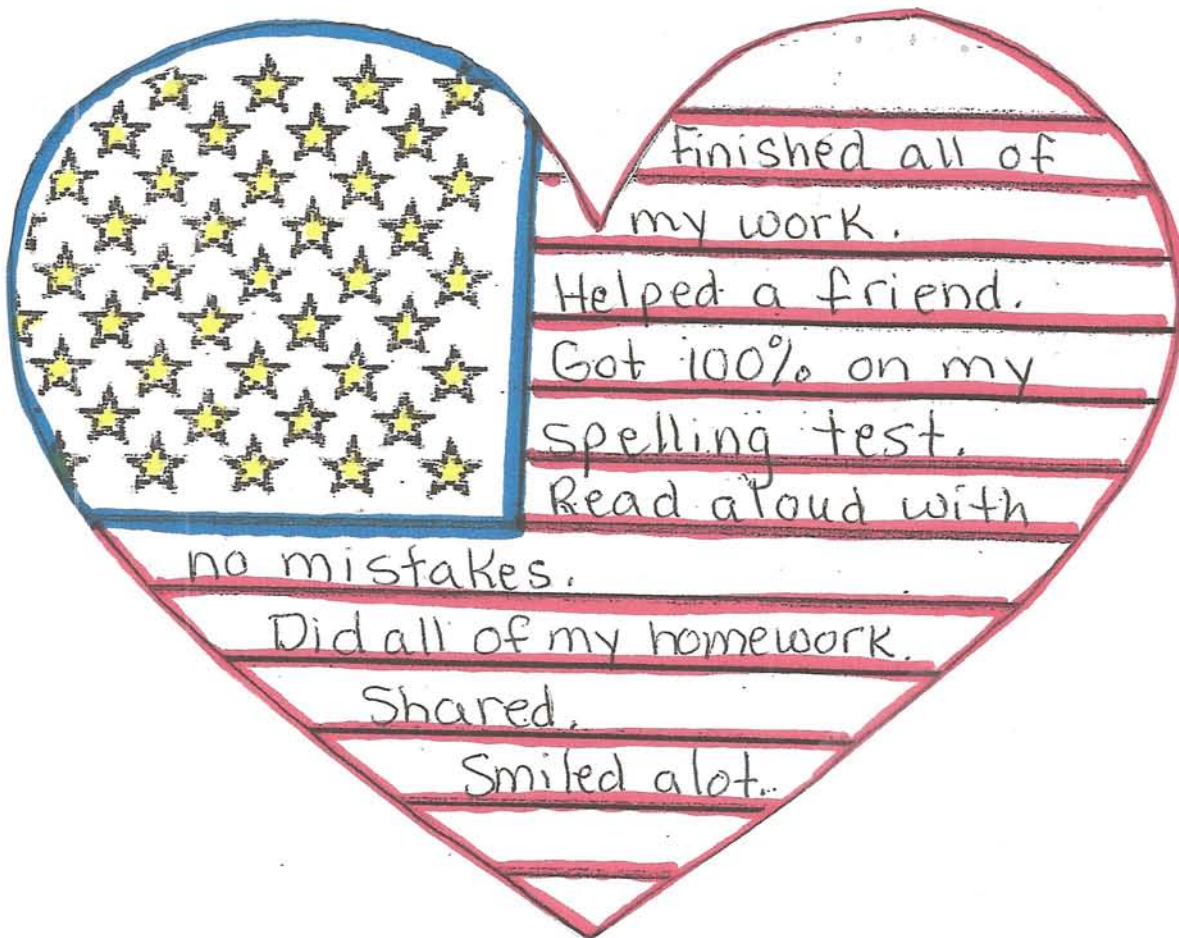



Star Student Behavior Modification Technique



©TeachWithMe.com





Star Students: Behavior Modification Idea

Do you need some stellar work done? Do you need your students to give their best effort and shine brightly? Is their behavior a bit tarnished and needs to have more star quality?

Why not try this simple star behavior modification technique.

Here's How:

Run off my flag master and color it, or glue on strips of red construction paper and a blue rectangle.

You could also buy a flag poster and put star stickers over their stars.

Laminate your flag and put it up on the board.

Buy some star stickers if you don't have them squirreled away + a star hole punch.

Run off copies of the student flags on white construction paper and have them color their stripes, but NOT the stars.

Ask your students if they remember how many stars are on the flag. Challenge them to get 50 stars as a class before summer vacation.

Brainstorm a list of ways they can earn stars such as: Quiet transitions, their great behavior is noticed and complimented by another teacher, everyone completes their morning work, no one ends up in the Time Out chair etc.

Write these down on the star behavior chart and post them.

If you want to add this option, explain to students that they can also earn star cards for **behavior** as well as **work**. They are awarded each day.

So many cards equals a trip to the treasure box or whatever other reward you deem appropriate, like work with music of your choice, switch desks with someone, work with no shoes on, lunch with the teacher, pencil, eraser, sit at the teacher's desk etc.

Each day you also punch flags for a variety of reasons. You caught them being good, they had the best paper, they really improved, they got 100% on a spelling test, they completed all of their morning work etc.

So many star punches and they get to color a star yellow on their flag.


Anyone coloring all 50 stars by the last day of school gets a special prize or whatever your class votes on.



Discuss the rules with your students, then have them raise their left hand and cross their heart with their right promising to be a star student that does star work and behaves like a star.


Everyone then signs the contract. If you begin this at the start of the year, I've included a Star Gazer graph for you to keep track of who has gotten to color in a star month.

Whether you do all, or only one of these activities, I'm certain you'll see students shining a bit brighter!

***"I've got a little light and I'm gonna let it shine,
let it shine, let it shine, let it shine!"***








Date:


We, the undersigned, promise to: Try our best to do star work, shine brightly with a positive attitude, giving our best effort, and behave appropriately, like a true star student.

Star Behavior Cards


 <p>I had star behavior this week.</p>	 <p>I had star behavior this week.</p>
 <p>I had star behavior this week.</p>	 <p>I had star behavior this week.</p>
 <p>I had star behavior this week.</p>	 <p>I had star behavior this week.</p>
 <p>I had star behavior this week.</p>	 <p>I had star behavior this week.</p>
 <p>I had star behavior this week.</p>	 <p>I had star behavior this week.</p>

Star Work Cards


 <p>I did star work this week.</p>	 <p>I did star work this week.</p>
 <p>I did star work this week.</p>	 <p>I did star work this week.</p>
 <p>I did star work this week.</p>	 <p>I did star work this week.</p>
 <p>I did star work this week.</p>	 <p>I did star work this week.</p>
 <p>I did star work this week.</p>	 <p>I did star work this week.</p>



List the things that you did this week
that you are most proud of.



List the things that you did this week
that you are most proud of.




This Month's Star Gazers

[illegible]


[illegible]

These students have gotten a star every week for the month!
Wow! Way to shine.





star behavior



star work

Month:
Weekly Star Punch Card



Week One

Week Two



Week Three

Week Four



Month:
Weekly Star Punch Card



Week One

Week Two



Week Three

Week Four



Month:
Weekly Star Punch Card



Week One

Week Two



Week Three

Week Four



Month:
Weekly Star Punch Card



Week One

Week Two



Week Three

Week Four



Month:
Weekly Star Punch Card



Week One

Week Two



Week Three

Week Four



Month:
Weekly Star Punch Card



Week One


Week Two



Week Three

Week Four






Congratulations!

**is a star student!
Keep on shining!**

Teacher: _____ **Date:** _____



Congratulations!

**is a star student!
Keep on shining!**

Teacher: _____ **Date:** _____