


***"I love you enormously!"* NOTE:**


Run off the master on gray construction paper. Have children cut it out. Run off the heart master on red construction paper; fold the papers. Remind students to keep them folded. Children cut out their hearts. (My Y5's are always amazed when they unfold their papers and they have a heart! It's almost "magical"!) Students glue their elephant to the heart and write, "*I love you.*" and then sign their names.

**Writing Extension:** "I love you enormously because..." Children color the elephant and then write on the back "...because..." and fill in why. They can tuck this note and their elephant heart in an envelope or simply take both activities home and give to a loved one. To make things a bit more dramatic and exciting, like the story, I tell my students to leave their notes somewhere special so that their parents can find them and be surprised! We brainstorm for a few minutes where fun places to leave "paper love" might be like on their pillow, on the car seat, in the glove box, in a kitchen drawer or cupboard. Some funnier ones that get the giggles going are on a toilet seat, in a pocket etc. It all adds to the fun of the story.





I LOVE you ENORMOUSLY!





I LOVE you ENORMOUSLY!




I LOVE you ENORMOUSLY!




I LOVE you ENORMOUSLY!







**I LOVE you ENORMOUSLY!**



**I LOVE you ENORMOUSLY!**



**I LOVE you ENORMOUSLY!**



**I LOVE you ENORMOUSLY!**