



This is cool; this is neat; here are
some things I'd like to tweet:

I have a new baby sister. Her
name is Ashley Rose. I would
rather had a brother. We
could play ball. All Asley
does is sleep. Conrad



I'm moving!

Here's my news worth tweeting:



It's now all the rage to "tweet" news, so why not make tweeting a fun writing prompt.

I've designed 2 "craftivity" headers for your students to pick from, which will make writing even more fun.

The results will make lovely springtime **bulletin boards** as well.

Make a robin template by tracing, then cutting the birds out of old file folders.

Students trace them onto recycled newspapers and cut out their robin.

They can leave the bird as is, or add a bit of color to the orangey breast, yellow beak and add a black dot for an eye.

Run off the nest master on brown construction paper and have students cut around it.

The robin's egg blue eggs can be pre-cut. Review and discuss what a main idea is.

Students' write the main idea of their "newsflash" on the whole egg.

Print off their school photo and cut the headshots into ovals. Students glue their photo to the back of the "hatched" egg.

Children glue the eggs and newspaper bird to the nest and the nest to the top of their "Tweet" paper, writing one to two "tweets".

The other option is a word art robin. I made this on the awesome website **Tagxedo**. www.tagxedo.com/

You can use my template, or you can have students go to the site and type in their own word list, using adjectives that describe their news, or plug in their entire tweet!

The site is easy to navigate.

Since they did not have a bird shape, I imported one and have provided the clipart for you. Simply use my pdf, save it as a jpeg to your desktop.


When you click on shapes on the left, you'll get a window with all the blue options, on the bottom is a box that says "add image" click on that. Make sure "desktop" is in the top file window. Scroll down 'til you find the robin file. Click on it to import, then click save in the bottom right box.

The robin is a state bird for several, so make it a teachable moment with a few facts about your state and the bird if you like.

There's also writing prompt about those "tweet" friends your students have and a mini certificate of praise to tweet the good news to family.

If you have an I Pad or e-mail account at school, with a real Twitter account, (easy to set one up for pupil praise purposes) why not let students who have done an especially fine job with this activity, really Tweet about it! Let them know about this bonus ahead of time, for added incentive!

Hope you have a tweet time!





Robin Shape for Tagxedo Jpeg






Cut out of Newspaper or run off on Tan Paper. Students color like a robin



This is cool; this is neat; here are
some things I'd like to tweet:



My friend _____ is a real "tweet" heart!

The 3 things I like best about them are:

1. _____

2. _____

3. _____

The 3 things I like doing with them the most are:

1. _____

2.

3.

Two things I'd like to do in the future with them are:

1.

2.

One thing we really have in common is:

One way that we are really different is:




tweet!




tweet!





congratulations

is doing wonderful work and that's something to TWEET about!



congratulations

is doing wonderful work and that's something to TWEET about!