

I'm proud of you!
Look what
Kellie
can do!

Identify all
the shapes.

I can
make a
pattern

Identify all
the uppercase
letters.

I can
graph.

Count by
2's to 20.

Count by
3's to 30


Count by
5's to 100

Count by
10's to 100

Identify all
the lower case
letters.

Identify all
the coins.

Identify 3D
shapes.



Peacock Proud

©TeachWithMe.com

Background:

- These adorable birds are a wonderful way to build a student's self-esteem, show progress and let others know what students are learning in your class.
- At the end of the year, these make a nice keepsake of all that a child has accomplished in kindergarten etc.

Materials:


- Royal blue, turquoise, yellow, purple, lime green, hot pink and orange construction paper.
- Scissors
- Glue sticks
- Markers
- Optional: Wiggle eyes, rhinestones & glue dots

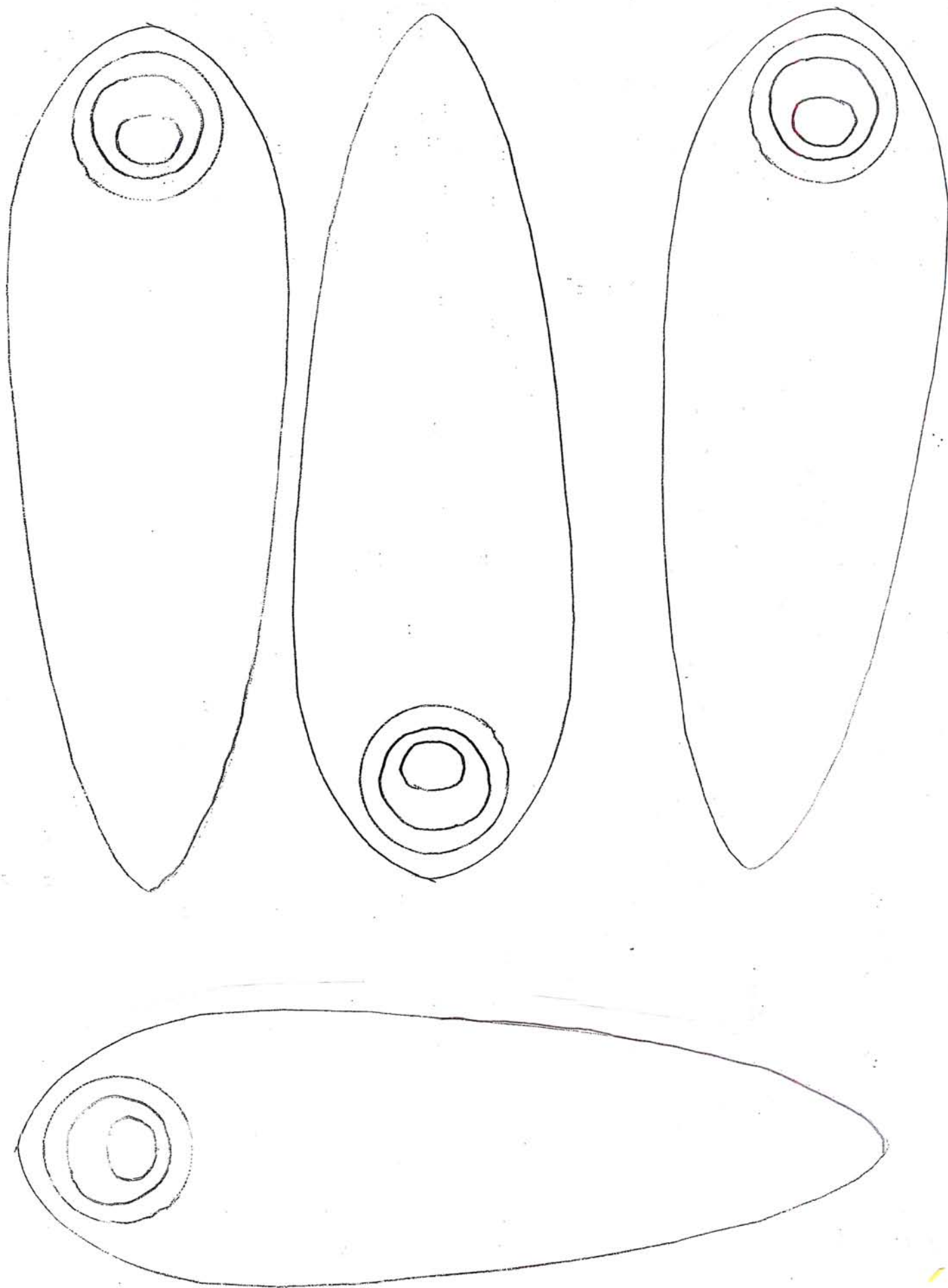
Directions:

1. Run off the master of the bird on royal blue construction paper.
2. Run off feathers on lime green, purple, hot pink and orange construction paper.

- 's students are strutting their stuff. (S)he is so proud of their accomplishments!









Pp is for peacock
and being proud of
your accomplishments.