

# Hocus Pocus Hokey Pokey

By Diane Henderson ([TeachWithMe.com](http://TeachWithMe.com))

Put your bat wings in.  
Take your bat wings out.  
Put your bat wings in and flap them all  
about.



We do the Hocus Pocus and we turn ourselves  
around.

Hap-py Hal-lo-ween! (clap-clap, clap-clap-clap)




Put your claws in.  
Take your claws out.  
Put your claws in and claw them all about.  
We do the Hocus Pocus and we turn  
ourselves around.


Hap-py Hal-lo-ween! (clap-clap, clap-clap-clap)

Put your cat tail in.  
Take your cat tail out.  
Put your cat tail in and swish it all about.  
We do the Hocus Pocus and we turn  
ourselves around.



Hap-py Hal-lo-ween! (clap-clap, clap-clap, clap)





Put your monster feet in.

Take your monster feet out.

Put your monster feet in and stomp them  
all about

We do the Hocus Pocus and we turn  
ourselves around.

Hap-py Hal-lo-ween! (clap-clap, clap-clap, clap)


Put your zombie head in.

Take your zombie head out.

Put your zombie head in and shake it all about.

We do the Hocus Pocus and we turn ourselves  
around.

Hap-py Hal-lo-ween! (clap-clap, clap-clap, clap)



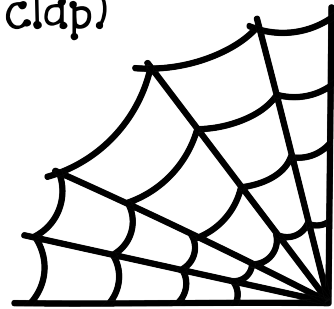
Put your spooky bones in.

Take your spooky bones out.

Put your spooky bones in and jiggle them all  
about

We do the Hocus Pocus and we turn ourselves  
around.

Hap-py Hal-lo-ween! (clap-clap, clap-clap, clap)









We do the ho cus pocus.

We do the ho cus pocus.

We do the ho cus pocus.

Hap-py Hal-lo-ween!

(clap-clap, clap-clap, clap)





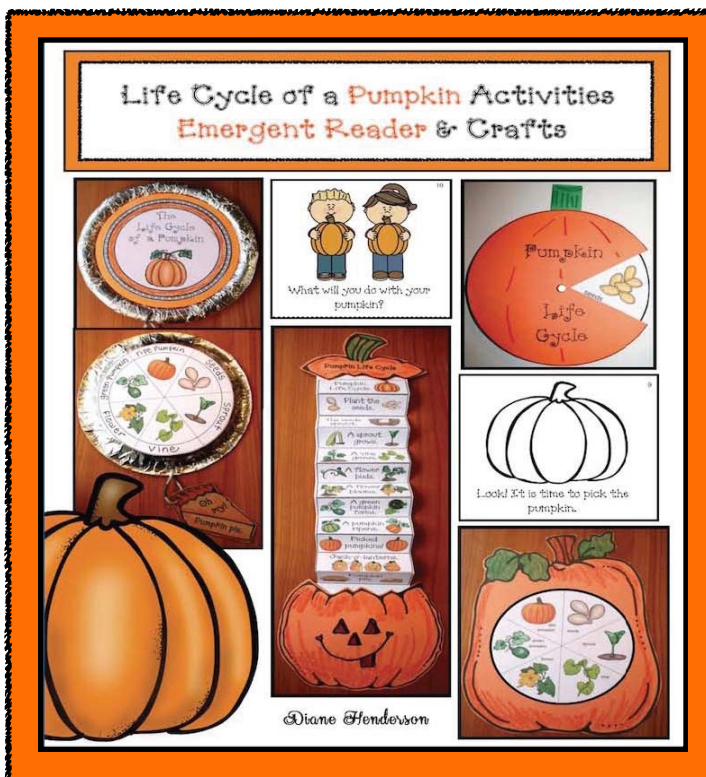



Tiny Tweets From:  
dollardoodles.com

If you liked this fall-themed resource,  
you may also like these autumn  
activities as well.

*Diane*


Click on pix.






# Credits Credits Credits

Designing stuff for TpT, is extra fun because of the awesome clip art & fonts that I use from these talented artists.



Rhoda's Design Studio







Thanks for stopping by to download this  
FREEBIE.

I truly hope you'll love this item & that it will make  
your life easier & teaching more fun!

To my loyal followers: I promise to post at least one  
knock-your-socks-off FREEBIE each month.

Be sure and follow my Face Book page ([LINK](#)) & my TpT shop ([LINK](#))  
so you can grab the FREEBIES and  
take part in all of the contests & giveaways.  
Click this [LINK](#) to check out my educational Pinterest boards!

Blessings,

*Diane*



Tiny Tweets From:  
[dollardoodles.com](http://dollardoodles.com)

"Believe you  
can and  
you're  
half way  
there."

**Terms of Use:** All rights reserved.  
No part of this publication may be  
reproduced, distributed, or  
transmitted in any form or by any  
means, including photocopying,  
recording, or other electronic or  
mechanical methods, without the  
prior written permission of the  
publisher: [dianetpt@gmail.com](mailto:dianetpt@gmail.com)

This resource is for one personal  
classroom use by a single teacher.  
Duplication for an entire school, or  
commercial purposes is strictly  
forbidden, without written  
permission from the author. To  
share this resource with more than  
one teacher, would you please refer  
them to my store.

Copying any part of this product  
and placing it on the internet in any  
form, even for personal/classroom  
use, blog or website, is strictly  
forbidden and is a violation of the  
Digital Millennium Copyright Act  
(DMCA). These items can be  
picked up in a Google search, and  
traced back to the publishing site.

Copyright 2015 by Diane Henderson  
of [TeachWithMe.com](http://TeachWithMe.com)

"Believe you can and you're half way there."