

3

4

5


6


7

8

9

Clip art by







Apple Number Puzzle Directions


 A quick, easy and fun way to get your kiddo's sequencing numbers is via a number puzzle.


 One of my Y5 report card standards was to be able to put a puzzle together, so this was especially beneficial.


 Print off the puzzles on construction paper, or card stock, laminate and trim.

 Keep each puzzle in its own Ziplock Baggie.

 Pass them out to your students and set a timer.

 See who can complete their puzzle the fastest.

 When they are done with one, they may exchange theirs with another student who has a different one.

 You can use these each year, or skip the lamination and give each child a puzzle to take home.

 They can cut their own strips, mess them up and put them together.

1

2

3

4

5


6

7

8

9

10



1

2

3

4

5

6


7

8

9

10

Clip art by Laura Strickland



1

2

3

4

5

6



7

8

9

10

Clip art by Laura Strickland



1

2

3

4

5




6

7

8

9

10



1

2

3

4

5

6


7

8

9

10

Clip art by Laura Strickland



1

2

3

4

5

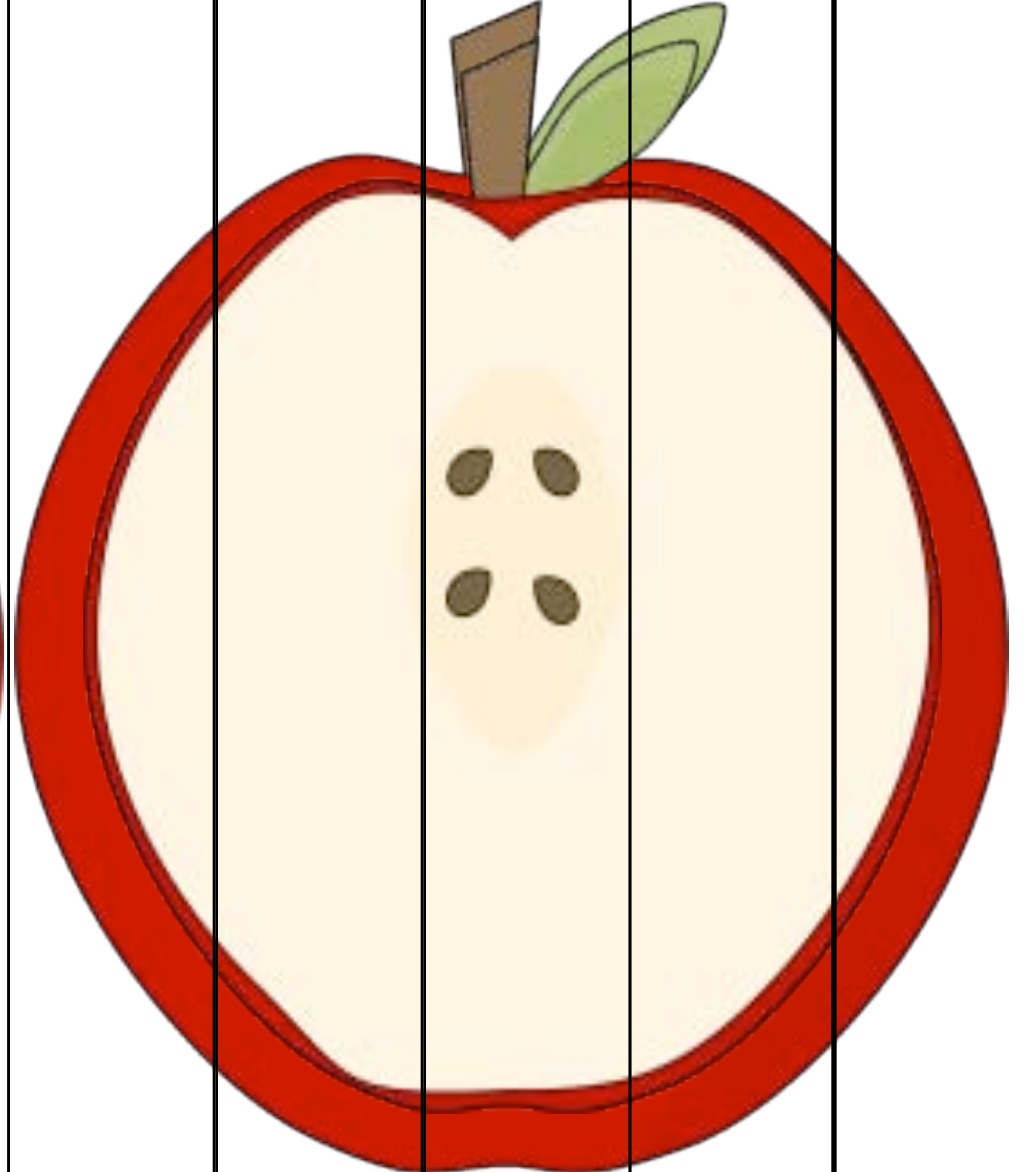

6

7

8

9

10



1

2

3

4

5


6

7

8

9

10



1

2

3

4

5

6

7


8

9


10

10	20	30	40	50	60	70	80	90	100
----	----	----	----	----	----	----	----	----	-----

Clip art by Laura Strickland







10	20	30	40	50	60	70	80	90	100
----	----	----	----	----	----	----	----	----	-----



10	20	30	40	50	60	70	80	90	100
----	----	----	----	----	----	----	----	----	-----



Clip art by Laura Strickland



10	20	30	40	50	60	70	80	90	100
									


10	20	30	40	50	60	70	80	90	100
----	----	----	----	----	----	----	----	----	-----

Clip art by Laura Strickland



10	20	30	40	50	60	70	80	90	100
----	----	----	----	----	----	----	----	----	-----

Clip art by Laura Strickland



10	20	30	40	50	60	70	80	90	100
----	----	----	----	----	----	----	----	----	-----

Clip art by djinkers.com

