
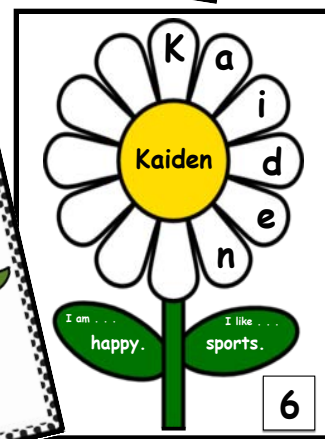
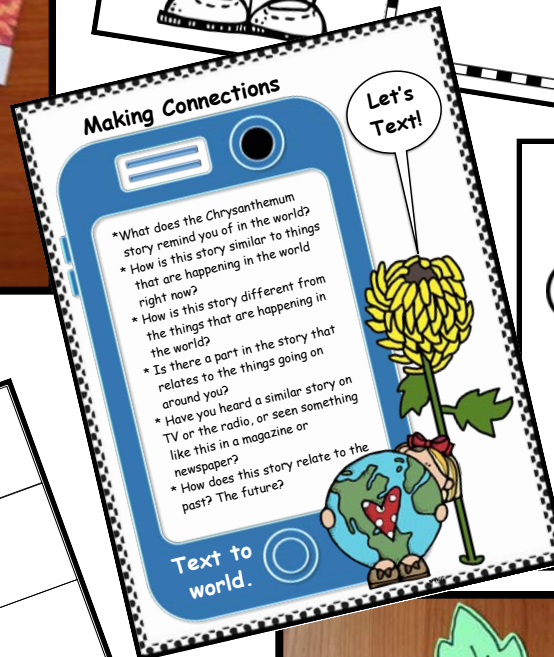


# Literacy Packet For Chrysanthemum



Tell me about the story.

Title:

Author:

Illustrator:

Characters:


Setting:

Events:



Diane Henderson








I've included a leaf pattern "A mum for my mom" as well as "A mum for my mum." so that you can make these for Mother's Day if you don't have the time at the beginning of the year.





K

a

i

Kaiden

d

e

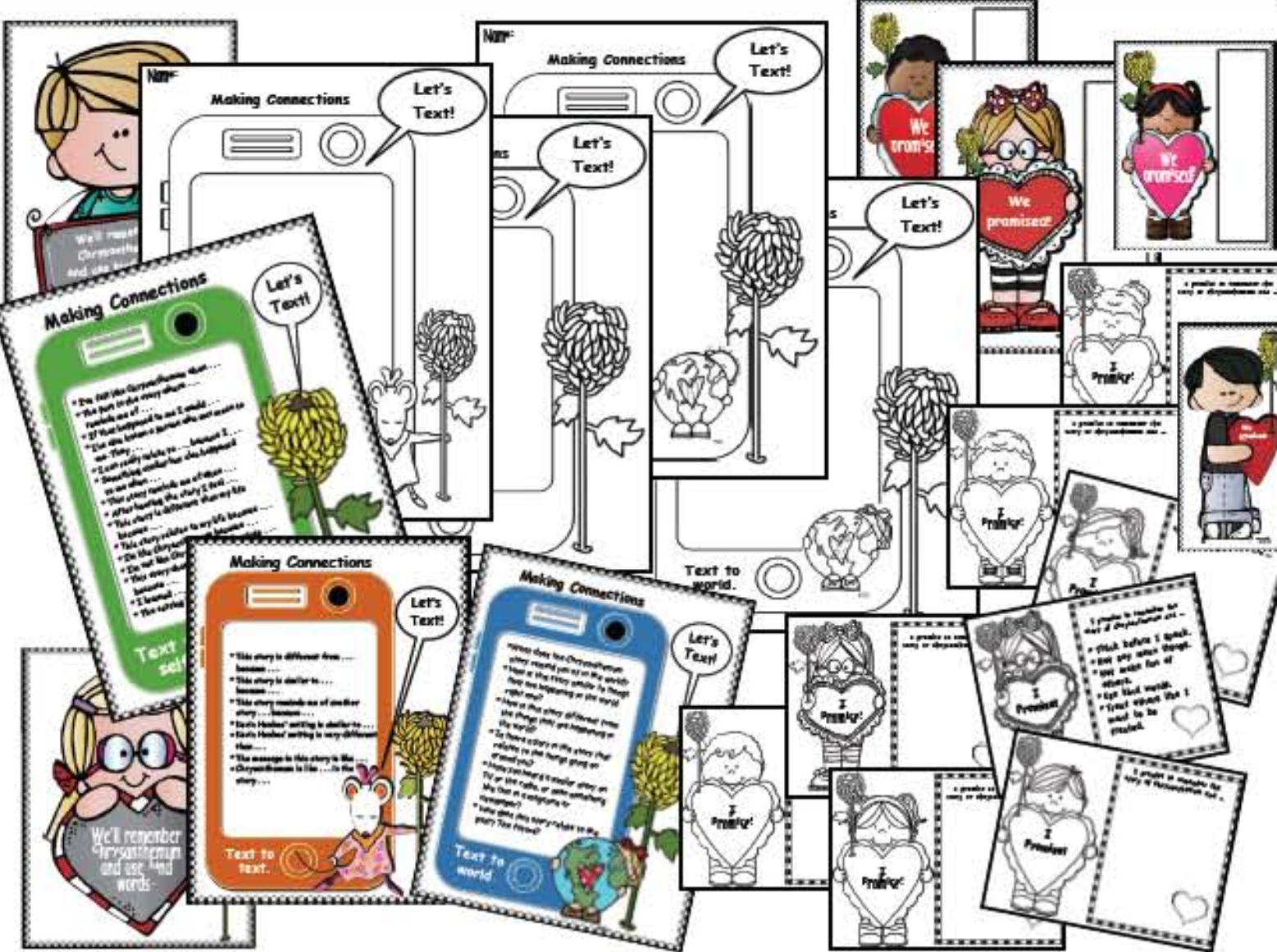
n

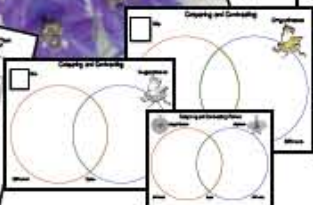


I am . . .

happy.

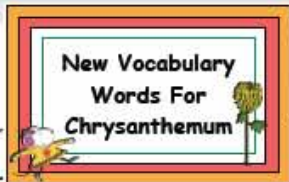


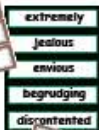


I like . . .

sports.









Chrysanthemum	
Cause	Effect

Chrysanthemum	
Cause	Effect
Chrysanthemum's parents chose a name they loved and was "absolutely perfect". Mrs. Clark took roll call.	Chrysanthemum grew up loving her name. She was excited to go to school. Everyone giggled at her name.
Ja, Rita and Victoria made fun of her name.	Chrysanthemum felt sad and didn't like her name anymore. She thought it was "hideous".
Chrysanthemum shared her feelings with her parents, who reassured her that her "name was beautiful", just like she was. They made her favorite flower, gave her huge and blossoms and played "Duck-duck-go" with her.	Chrysanthemum felt better.
The mean girls continued to tease her.	Chrysanthemum "blew" and felt "silly".
Her parents reassured her. They made her favorite dessert (chocolate cake), gave her more hugs and kisses and played "Duck-duck-go" again.	Chrysanthemum "trilled" her.

Things that make chrysanthemum "bloom" ...	Things that make chrysanthemum "wilt" ...

Things that make chrysanthemum "bloom" ...	Things that make chrysanthemum "wilt" ...

Things that make me "bloom" ...	Things that make me "wilt" ...

Chrysanthemum	
Cause	Effect

Describe Chrysanthemum

I felt poorly happy like Chrysanthemum when ...

Tell me about the story.


Title:

Author:

Illustrator:



Let's go to the story



teacher Mrs. Tulliver.

Mrs. Tulliver assigned roles for the class "musicals". Chrysanthemum was chosen to play a day.

Mrs. Tulliver told the class that her name is beautiful, and that she liked the name Chrysanthemum so much that she might name her baby that!

Ja, Rita, and Victoria look at Chrysanthemum "longingly". They want to have flower names too.

Chrysanthemum feels wonderful! She loves her name again, and loves life "absolutely perfect".

Characters
Setting
Events

Characters
Setting
Events

Here's What Happened

First ...

Then ...

Next ...

Finally

1. beginning

2. middle

3. end

Let's go to the story

Let's go to the story





"Sticks and stones  
may break my bones,  
and unkind words  
my heart."

"Be careful with your  
words, for once they  
are said they can only  
be forgiven, not  
forgotten."

"Be sure to taste  
your words,  
before you  
spit them out."

Truth  
"Sticks and stones may break my  
bones, but words can also hurt me.  
Sticks and stones break only skin,  
while words are ghosts that haunt me.  
Pain from words has left its scar  
on mind and heart that's tender.  
Cuts and bruises now have healed,  
its words that I remember."

-Barrie Wade

"Reckless words pierce  
like a sword, but the  
tongue of the wise  
brings healing."

- Proverbs 12: 18



Before . . .



After!






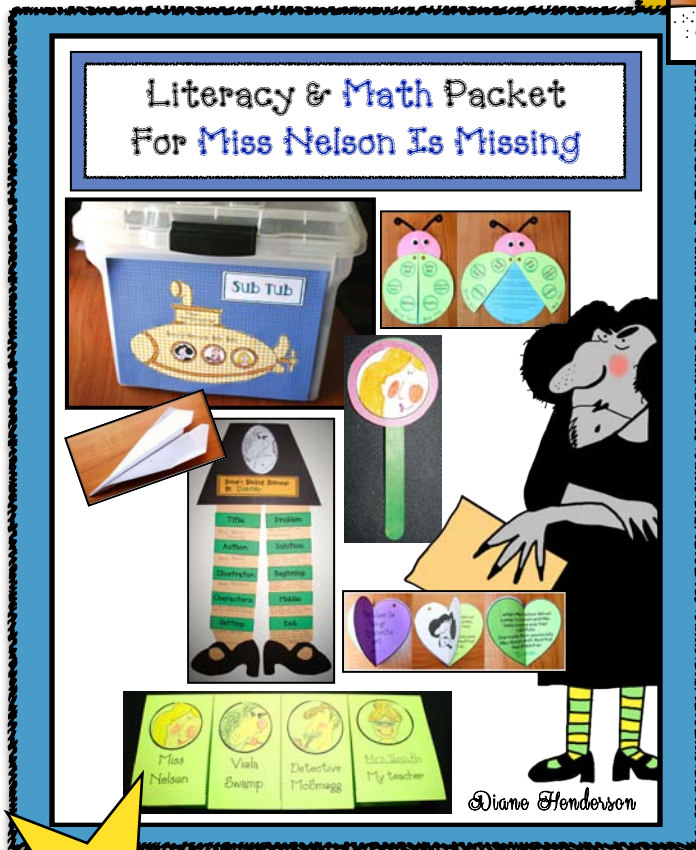





Tiny Tweets From:  
dollardoodles.com

If you liked this resource you may also like these other back to school packets as well.


*Diane*





# Credits Credits Credits

Designing stuff for TpT, is extra fun because of the awesome clip art & fonts that I use from these talented artists.







Thank you so much for buying this product.

I truly hope you'll love this item & that it will make your life easier & teaching more fun!

To my loyal followers: I promise to post at least one "Flash" FREEBIE each month that will hopefully knock at least one sock off.

Please take a moment to leave feedback to earn valuable points, which equal money for future TPT purchases! Woo hoo.

If for any reason you're unhappy, please email me at: [dianetpt@gmail.com](mailto:dianetpt@gmail.com)

Blessings,

*Diane*



**Terms of Use:** All rights reserved. No part of this publication may be reproduced, distributed, or transmitted in any form or by any means, including photocopying, recording, or other electronic or mechanical methods, without the prior written permission of the publisher: [dianetpt@gmail.com](mailto:dianetpt@gmail.com)

This resource is for one personal classroom use by a single teacher. Duplication for an entire school, or commercial purposes is strictly forbidden, without written permission from the author. To share this resource with more than one teacher, would you please refer them to my store.

Copying any part of this product and placing it on the internet in any form, even for personal/classroom use, blog or website, is strictly forbidden and is a violation of the Digital Millennium Copyright Act (DMCA). These items can be picked up in a Google search, and traced back to the publishing site.

Copyright 2015 by Diane Henderson of [TeachWithMe.com](http://TeachWithMe.com)