


Life Cycle Of A Frog

"Flip The Face" Craftivity



Diane Henderson





Realistic or cutesy, life cycle "tongue page" options.

Comes in color so you can make an example to share, as well as black and white for students, with and without text.



Run the head and body patterns off on light green construction paper.

Children trim and add some pizzazz to the details with crayons.

As an incentive, if I catch my kiddos hard at work, they earn 2 pink or red heart stickers to stick on their frog's face.

Review the stages of the frog's life cycle with your sample. I've included templates in full color so you can quickly make one.

Choose either the realistic graphics, or the cutesy ones, or give your students a choice.

They color, cut, fold on the dashed line and put the pages in correct order.



Using the bottom of the frog's mouth, as a guide of where to glue the pages, children rub the back of the tab of the last page with a glue stick and stick it down on the "body base" of the frog.

Remind them to only glue the tab so that the "tongue pages" of the frog flip up.

They do the same thing with the other pages, sticking the next tab on top of the last one 'til all are in place and the cover page is on top.

Have children crease the pages as they work.

Students rub glue on the eye section and nose area, of the "base frog" and top of the title page's top tab, then place the frog's face on top, pressing so that it sticks. Afterwards, they fold the mouth section of the face up, using the top page of the booklet as a guide.

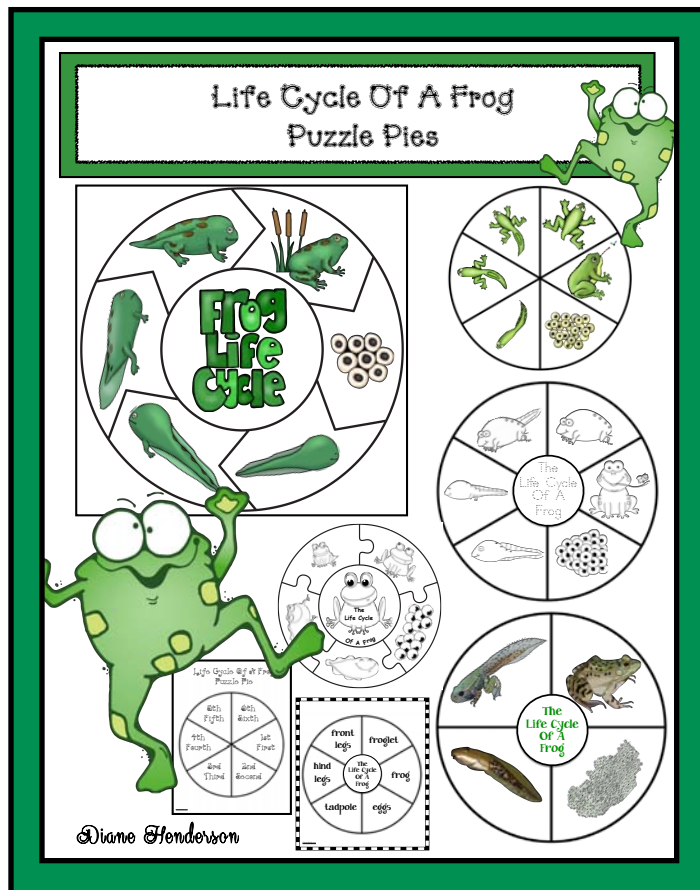
Students write their name on the green section of the frog's belly. When everyone is done, read the pages together as a whole group.

I've included picture pages without text, should you want your students to label and write out a description of their own.




Diane

Click on
the photo.



Credits Credits Credits

Designing stuff for TpT, is extra fun because of the awesome clip art & fonts that I use from these talented artists.





Thank you so much for buying this product.

I truly hope you'll love this item & that it will make your life easier & teaching more fun!

To my loyal followers: I promise to post at least one FREEBIE each month that will hopefully knock-your-socks-off.

Please take a moment to leave feedback to earn valuable points, which equal money for future TPT purchases! Woo hoo.

If for any reason you're unhappy, please email me at:
dianetpt@gmail.com

Blessings,

Diane



Terms of Use: All rights reserved. No part of this publication may be reproduced, distributed, or transmitted in any form or by any means, including photocopying, recording, or other electronic or mechanical methods, without the prior written permission of the publisher: dianetpt@gmail.com

This resource is for one personal classroom use by a single teacher. Duplication for an entire school, or commercial purposes is strictly forbidden, without written permission from the author. To share this resource with more than one teacher, would you please refer them to my store.

Copying any part of this product and placing it on the internet in any form, even for personal/classroom use, blog or website, is strictly forbidden and is a violation of the Digital Millennium Copyright Act (DMCA). These items can be picked up in a Google search, and traced back to the publishing site.

Copyright 2015 by Diane Henderson of TeachWithMe.com