

The Life Cycle Of The Very Hungry Caterpillar



Diane Henderson



I used the large, blank circle template, which can be used to "design your own head", to cut 2 shades of green scrapbook paper circles out, then glued the picture "segments" in an ABAB pattern.

I've included a full-color template so you can quickly & easily make a sample to share, as well as a black line version for your kiddos.

I glued the extra butterfly on top for that 3D finishing touch.

Wiggle eyes, a tiny white pom pom for the egg, as well as a pipe cleaner bent into a V, then taped to the back of the top of the caterpillar's head for antennae, add more "wow" to the finished project.

Students use this visual to retell Eric Carle's story, "The Very Hungry Caterpillar", while explaining the life cycle of a butterfly.

This cute clip art by trioriginals.






This is the "color, cut & glue" version, with more realistic clip art.
I also used the "cut & glue" caterpillar head patterns, to make this caterpillar look more like Eric Carle's.

3 body segment options.

The Life Cycle
Of The
Very Hungry Caterpillar
By:

Color, cut and glue the pictures to the appropriate life cycle circles of your caterpillar.



4 head options

cTeachWithMe.com

egg

The caterpillar is very hungry.
It eats and eats and eats.

eats

chrysalis

Run off circles on a variety of colors of construction paper. Students choose what color they want their caterpillar to be. They trace and write the life cycle words, and glue the appropriate picture underneath. Students cut out their circles and then glue them in chronological order to the head of their caterpillar.

metamorphosis

butterfly

egg



The caterpillar is very hungry.
It eats and eats and eats.

eats

chrysalis

metamorphosis

butterfly

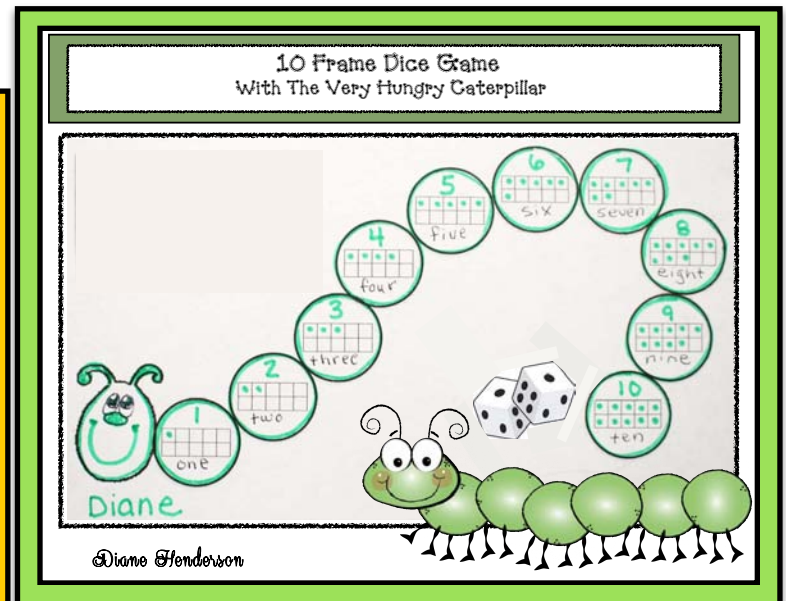

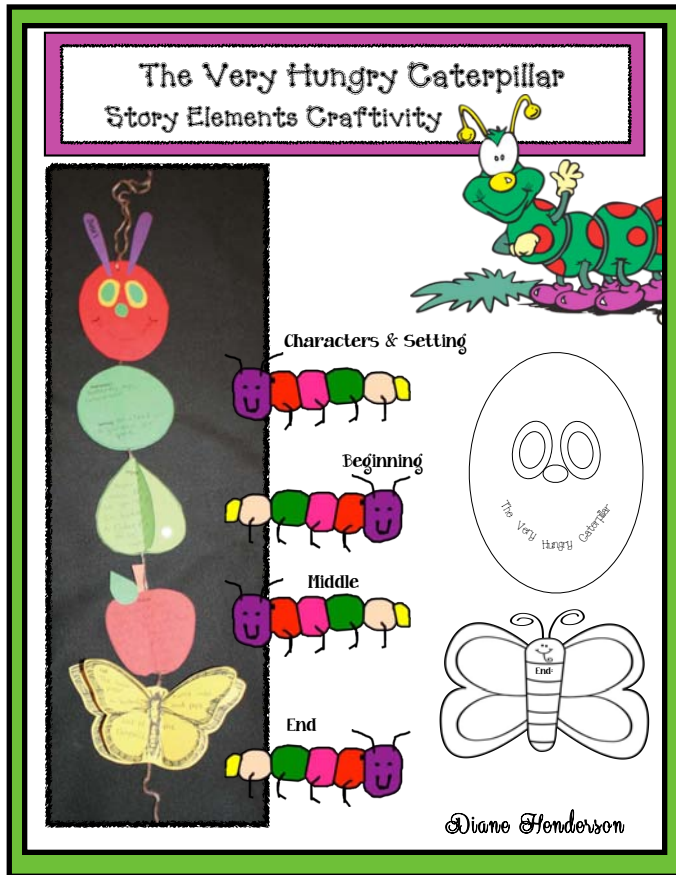




If you liked this caterpillar/butterfly resource,
you may also like this one as well.


Diane

Click on the
photo.



Credits Credits Credits

Designing stuff for TpT, is extra fun because of the awesome clip art & fonts that I use from these talented artists.





Thank you so much for buying this product.

I truly hope you'll love this item & that it will make your life easier & teaching more fun!

To my loyal followers: I promise to post at least one FREEBIE each month that will hopefully knock-your-socks-off.

Please take a moment to leave feedback to earn valuable points, which equal money for future TPT purchases! Woo hoo.

If for any reason you're unhappy, please email me at:
dianetpt@gmail.com

Blessings,

Diane



Terms of Use: All rights reserved. No part of this publication may be reproduced, distributed, or transmitted in any form or by any means, including photocopying, recording, or other electronic or mechanical methods, without the prior written permission of the publisher: dianetpt@gmail.com

This resource is for one personal classroom use by a single teacher. Duplication for an entire school, or commercial purposes is strictly forbidden, without written permission from the author. To share this resource with more than one teacher, would you please refer them to my store.

Copying any part of this product and placing it on the internet in any form, even for personal/classroom use, blog or website, is strictly forbidden and is a violation of the Digital Millennium Copyright Act (DMCA). These items can be picked up in a Google search, and traced back to the publishing site.

Copyright 2015 by Diane Henderson of TeachWithMe.com