





-ick Word Family Chicks



word family

ick

brick	quick
chick	rick
click	shlick
crick	sick
flick	slick
hick	snick
ick	stick
kick	thick
lick	tick
nick	trick
pick	wick



Diane Henderson


Name: _____

TRACE then write the words in alphabetical order.
Look up any words that you don't know.

brick pick
wick slick
lick trick
stick snick
crick click
kick nick
stick flick
chick thick
tick quick
hick rick



click	flick	My -ick Word Family Cards	ic
hick	kick	wick	ch
lick	nick	rick	tri
pick	sick	brick	qu
slick			stick



word family



ick



brick quick
chick rick
click shtick
crick sick
flick slick
hick snick
ick stick
kick thick
lick tick
nick trick
pick wick

chick	stick	pick
flick	kick	lick

chick	stick			
flick	kick			
chick	stick			
flick	kick			



word Bank

ick
chick
pick
sick
lick
stick
brick
kick
quick
trick



I'm Pretty Slick At -ick Word Practice!
Fill in the blanks with the words from the word bank. Cross them off as you use them.
Each word is only used once.

- Yuck. I'm feeling kind of _____.
- Will you help me _____ some flowers for my mom?
- Look at that funny little yellow _____.
- She likes to _____ a popsicle.
- Did you see the magician do a magic _____?
- He ran _____ as a cricket.
- Her house was made with red _____.
- Who gave that ball _____?
- _____! The _____!
- They threw the dog _____.

ick	flick	hick	kick
lick	nick	pick	quick
sick	wick	click	tick
chick	brick	slick	stick
thick	trick		

ch	ick
----	-----

br	ick
----	-----

fl	ick
----	-----

ki	ick
----	-----

pi	ick
----	-----

chick



brick



flick



kick



pick



si

ick

li

ick

w

ick

st

ick

tr

ick

ch

ick

no

chick
chick



sick



lick



wick



stick



trick



There are 10 flip
the flap -ick
booklets.

Each student can simply
do one, or assign all 10.

Nice word work activity,
works well for homework
too.

You can also send home
as something fun to
complete over spring
break.



Run the letter "sliders" off.

Children trim, trace the letters, then glue the strips together.

I've included blank strips to glue to either end, so it's easier for children to pull the letter "slider" through the "window" to make words.

Read all of the words together as a whole group activity.

Play "I Spy". Call out a word, children slide to it.

Run the chick template off on yellow construction paper. Students color the beak and legs.

If you want a little 3D pizzazz, add mini wiggle eyes and a beak.

To make a beak cut squares of orange construction paper.

Students fold in half and glue the bottom "triangle section" to the beak on the paper. The top part flips up to look like the chick is peeping.


You can also fold the wings forward as well.

Students write their name on the chick's tummy.

They could also name their chick.

Credits Credits Credits

Designing stuff for TpT, is extra fun because of the awesome clip art & fonts that I use from these talented artists.





Thank you so much for buying this product.

I truly hope you'll love this item & that it will make your life easier & teaching more fun!

To my loyal followers: I promise to post at least one FREEBIE each month that will hopefully knock-your-socks-off.

Please take a moment to leave feedback to earn valuable points, which equal money for future TPT purchases! Woo hoo.

If for any reason you're unhappy, please email me at:
dianetpt@gmail.com

Blessings,

Diane



Terms of Use: All rights reserved. No part of this publication may be reproduced, distributed, or transmitted in any form or by any means, including photocopying, recording, or other electronic or mechanical methods, without the prior written permission of the publisher: dianetpt@gmail.com

This resource is for one personal classroom use by a single teacher. Duplication for an entire school, or commercial purposes is strictly forbidden, without written permission from the author. To share this resource with more than one teacher, would you please refer them to my store.

Copying any part of this product and placing it on the internet in any form, even for personal/classroom use, blog or website, is strictly forbidden and is a violation of the Digital Millennium Copyright Act (DMCA). These items can be picked up in a Google search, and traced back to the publishing site.

Copyright 2015 by Diane Henderson of TeachWithMe.com