

26 Cat's Hat Alphabet Booklets




_____ 's Letter Cc
Cat in the Hat Flip the Flap Booklet

c c c c c

c c c c c


Cc is for cat.
cat



Cc is also for...


car

We went for a ride in the car




cupcake

Would you like a cupcake



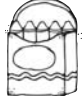
cow

The cow is over there



crayons

Those are my crayons




C

Cody 's Letter Cc
Cat in the Hat Flip the Flap Booklet

c c c c c

c c c c c

Cc is for cat.
cat
cat




Cc is also for ...
Cc is also for ...

Cc is also for ...
Cc is also for ...


camera

He has a camera.




candy

Do you want some candy?




cookies

I want some cookies.

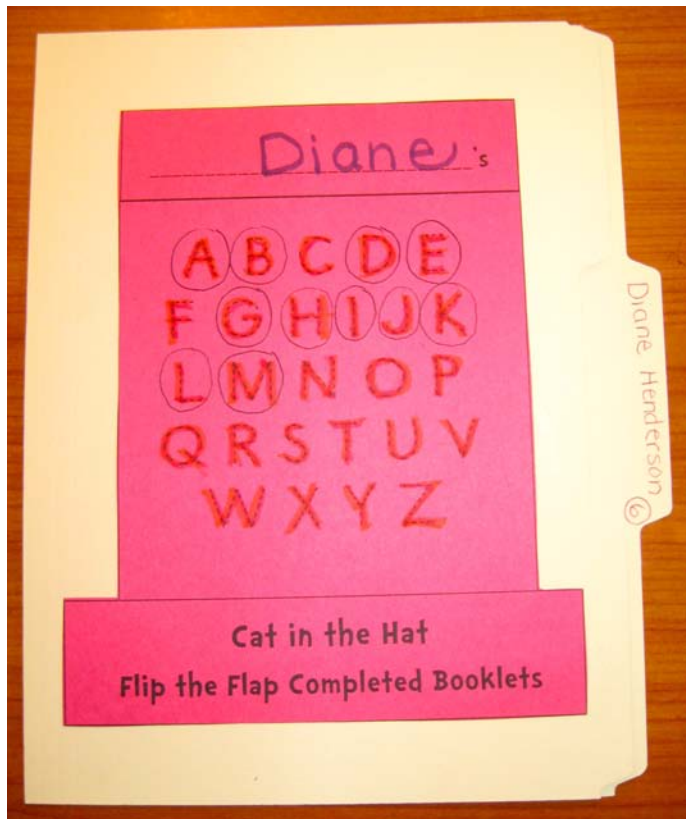


clock

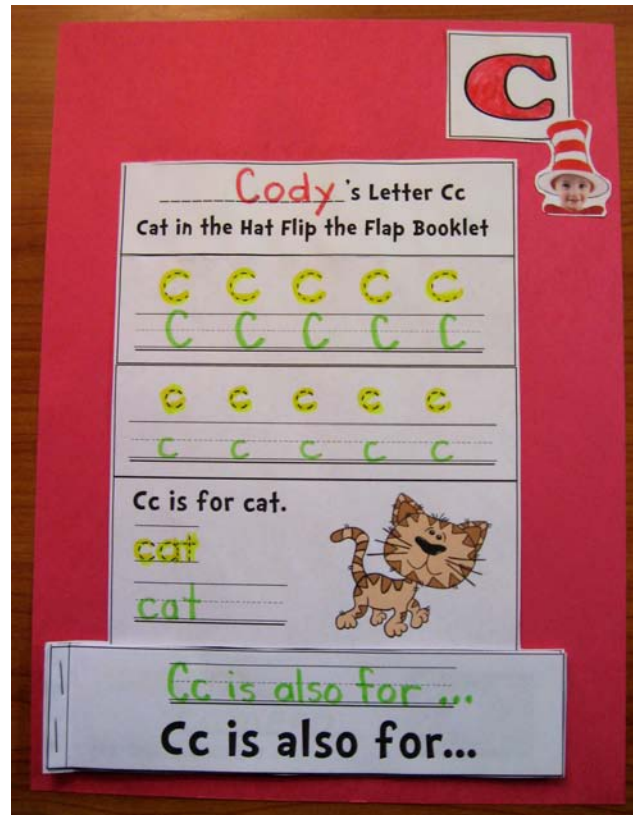
What time is on the clock?



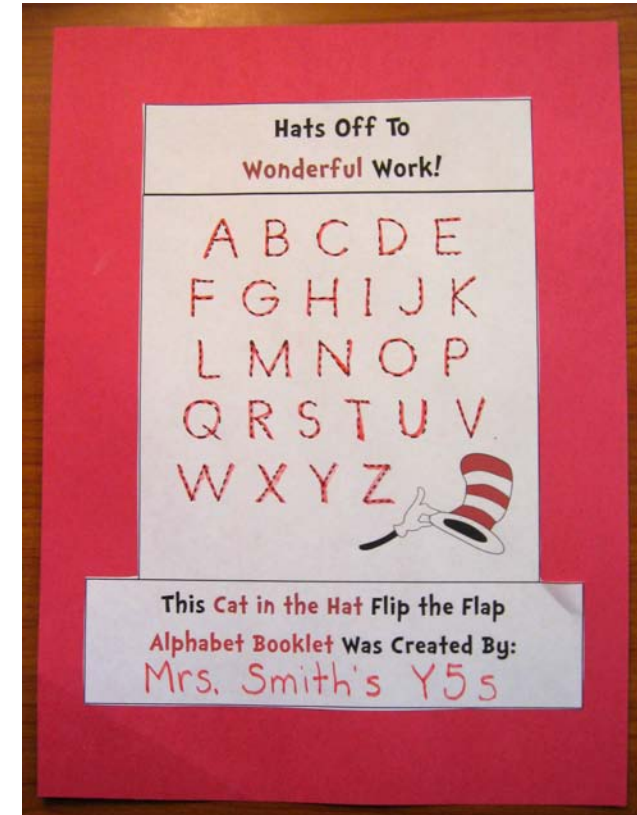
Options For The Cat in the Alphabet Hat Booklets:



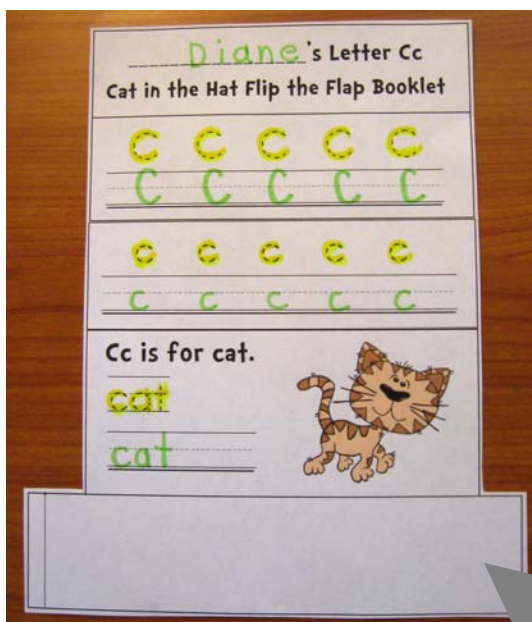
Each child completes every booklet. They keep their finished booklets in a "Portfolio" file folder. When they've completed a booklet, they circle the letter. Accomplishment stickers can be stuck to the inside. Child's name is on the tab for quick filing.



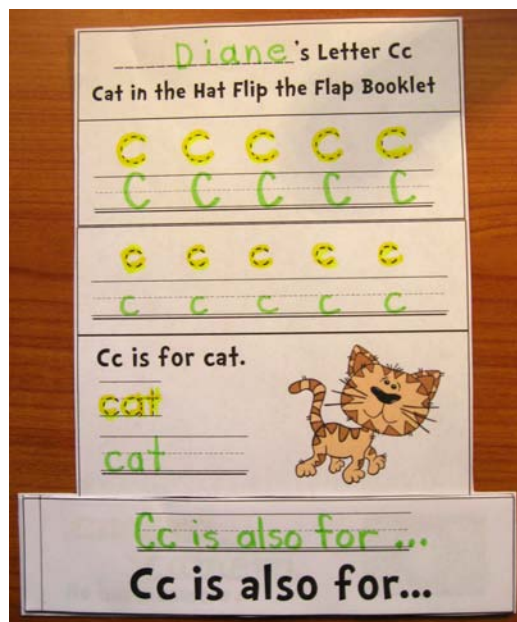
Make a bulletin board by having students pick a letter to make a booklet for. You can assign letters according to first or last initials, or toss the letter tiles in a Seuss hat for children to pick from. Children color & glue the letter tile along with their Seuss-hat or school photo to a sheet of construction paper. They glue their booklet underneath as shown.



Make a class book. Do the letter choice, as with the bulletin board. Instead of cutting out their hat, they only trim off the directions. Teacher collects and collates everyone's contribution into a class-made book. This is the cover of the book. You could do the bulletin board first, and then when you take it down, make into your class book.



Cc letter Cat in the Hat booklet.



Booklet with all of the brim pages glued on.



Flip the flap to reveal the completed inside pages. Children trace & write the word and add end punctuation to the sentence.



For the last page, which is the brim of the hat, children think of another word, write a sentence and illustrate this final "page".

_____ 's Letter Aa


Cat in the Hat Flip the Flap Booklet

A A A A A A

a a a a a

Aa is for apple.

apple



What's Missing?

Trace and then write the letters.

I spy my name.

A = C = E = G =

I = K = M = O =

Bb is also for...

boy

Why is the boy sitting down

butterfly





We saw a butterfly on our walk

book

Yay I can read this book

bat

The black bat can fly

Cc is also for...

Cc is also for...

camera

He has a camera.

candy

Do you want some candy?

cookies

I want some cookies.

clock

What time is on the clock?






A B C D

G H

K L

O P

S T

Hats Off To Wonderful Work!


A B C D E

F G H I J K

L M N O P

Q R S T U V

W X Y Z



This Cat in the Hat Flip the Flap Alphabet Booklet Was Created By:

ABCDEF

GHIJK

LMNOP

QRSTU

VWXYZ

Cat in the Hat

Flip the Flap Completed Booklets

S Q D N Y W G P

B F X J A L O Z E

T H U R V I M C K



Match the lowercase letter to the uppercase letter.

a	D	n	P
b	C	o	Y
c	F	p	O
d	A	q	X
e	G	r	R
		s	W
		t	Z
		u	V
		v	T
		w	N
		x	Q
		y	S
		z	U

Zz is also for...

zebra

The zebra is black and white

zipper





Oh no My zipper is broken

zoo

Do you see the zoo gate

zucchini

We planted zucchini in our garden

S Q D N Y W G P

B F X J A L O Z E

T H U R V I M C K



Match the lowercase letter to the uppercase letter.

a	D	n
b	C	o
c	F	p
d	A	q
e	G	r
f	B	s
g	L	t
h	M	u
i	J	v
j	H	w
k	I	x
l	K	y
m	E	z

Hats Off To Wonderful Work!



I spy my name.

A B C D E F G H I J

K L M N O P Q R S

T U V W X Y Z

I spy my favorite letter.

I spy my name.

a b c d e f g h i j

k l m n o p q r s

t u v w x y z

I spy my favorite letter.

Tiny Tweets From:
dollardoodles.com



If you liked this Seuss-themed resource,
you may also like these as well.

Diane

Seuss Writing Prompt Craftivity



Diane Henderson

"Cent-sational" Seuss Coin Craftivity



Diane Henderson

The Cat's AT Family Hat

Pat, the fat
brown cat,
sat on a flat
red mat, with
a little
black
bat.

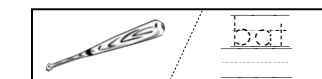


My
itty bitty Book Of
at Family Words

chat



Diane Henderson

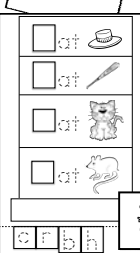


bat



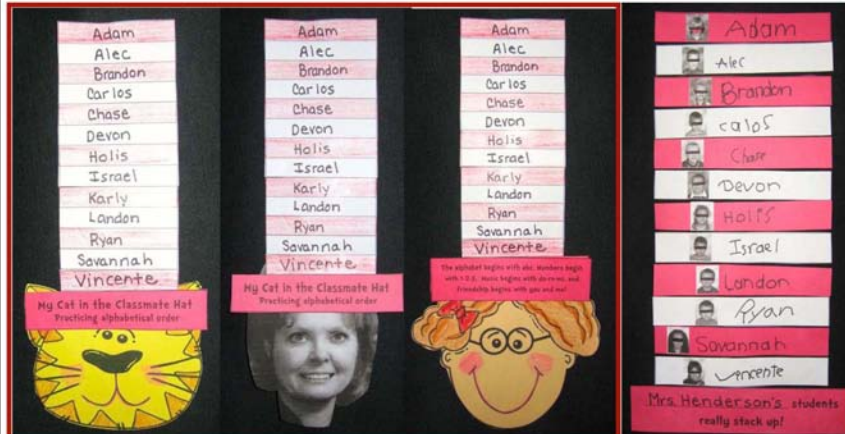
rat

cat



My Cat Pat

Seuss-Inspired Classmate Hat



Diane Henderson

Alphabetizing Exam, Bulletin Board & Craftivity



Thank you so much for buying this product.

I truly hope you'll love this item & that it will make your life easier & teaching more fun!

To my loyal followers: I promise to post at least one FREEBIE each month that will hopefully knock-your-socks-off.

Please take a moment to leave feedback to earn valuable points, which equal money for future TPT purchases! Woo hoo.

If for any reason you're unhappy, please email me at: dianetpt@gmail.com

Blessings,

Diane



Terms of Use: All rights reserved. No part of this publication may be reproduced, distributed, or transmitted in any form or by any means, including photocopying, recording, or other electronic or mechanical methods, without the prior written permission of the publisher: dianetpt@gmail.com

This resource is for one personal classroom use by a single teacher. Duplication for an entire school, or commercial purposes is strictly forbidden, without written permission from the author. To share this resource with more than one teacher, would you please refer them to my store.

Copying any part of this product and placing it on the internet in any form, even for personal/classroom use, blog or website, is strictly forbidden and is a violation of the Digital Millennium Copyright Act (DMCA). These items can be picked up in a Google search, and traced back to the publishing site.

Copyright 2015 by Diane Henderson of TeachWithMe.com