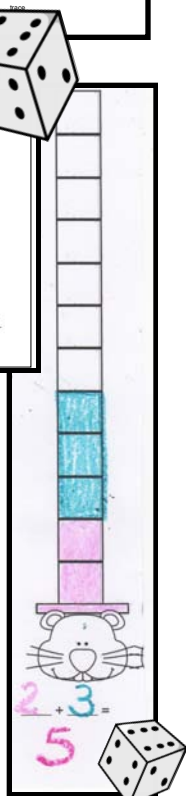


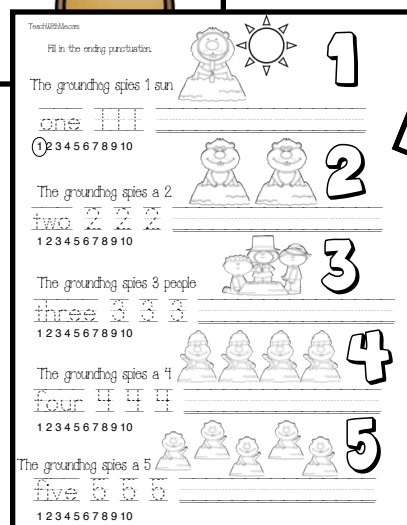
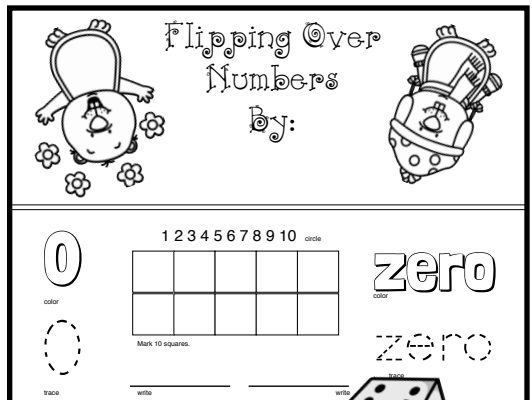

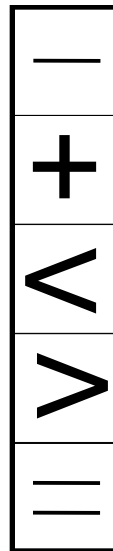
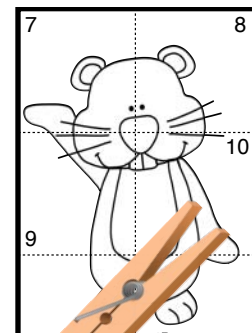
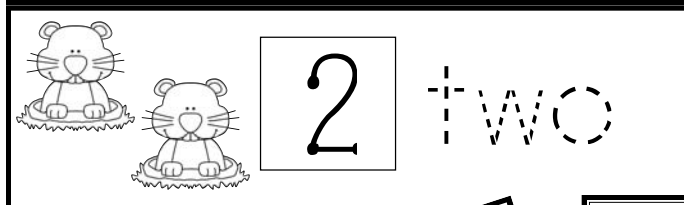
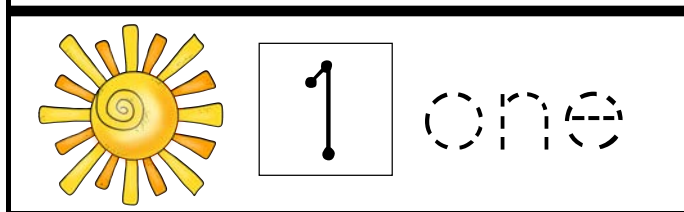
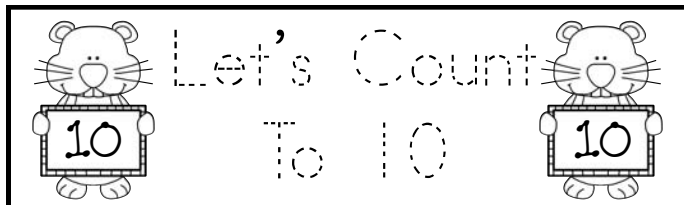


Groundhog Number Fun

Games, Worksheets, Emergent Readers



Diane Henderson



Help the groundhog
count by 1s.
Trace and then write the numbers.



1 2 3 4 5 6 7 8 9 10 11

12 13 14 15 16 17 18 19

20 21 22 23 24 25 26 27

28 29 30 31 32 33 34 35

36 37 38 39 40 41 42 43

44 45 46 47 48 49 50



Help the groundhog
count higher!
Trace and then write the numbers.

54 55 56 57 58

62 63 64 65 66

70 71 72 73 74

78 79 80 81 82

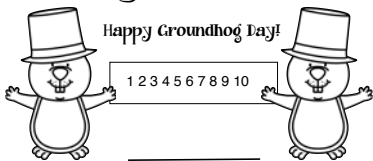
86 87 88 89 90

91 92 93 94 95 96 97 98



Congratulations!

Happy Groundhog Day!



1 2 3 4 5 6 7 8 9 10

did a great job counting today!

TeachWithMe.com

conGRatulations

Happy Groundhog Day!



1 2 3 4 5 6 7 8 9 10

did a great job counting today!

conGRatulations

Happy Groundhog Day!



1 2 3 4 5 6 7 8 9 10

did a great job counting today!


conGRatulations

Happy Groundhog Day!



1 2 3 4 5 6 7 8 9 10

did a great job counting today!



Help the groundhog
count by 1s.



numbers.

102 103 104 105

106 107 108 109 110

112 113 114 115

116 117 118 119 120



My I Spy A Number

Groundhog Booklet

By _____



1 2 3 4 5
6 7 8 9 10

Name: _____

TeachWithMe.com

TeachWithMe.com

Fill in the ending punctuation.

The groundhog spies 1 sun

one 1 1 1

1 2 3 4 5 6 7 8 9 10

The groundhog spies a 2

two 2 2 2

1 2 3 4 5 6 7 8 9 10

The groundhog spies 3 people

three 3 3 3

1 2 3 4 5 6 7 8 9 10

The groundhog spies a 4

four 4 4 4

1 2 3 4 5 6 7 8 9 10

The groundhog spies a 5

five 5 5 5

1 2 3 4 5 6 7 8 9 10

TeachWithMe.com

Fill in the ending punctuation.

According to this booklet, did the groundhog spy his shadow

yes no

Circle the correct answer, trace and write the word.

How do you know

In the news today, did the groundhog see his shadow

yes no

Circle the correct answer, trace and write the word.

Color the groundhog's shadow if he saw it.



TeachWithMe.com

Fill in the ending punctuation.

The groundhog spies a 6

six 6 6 6

1 2 3 4 5 6 7 8 9 10

The groundhog spies a 7

seven 7 7 7

1 2 3 4 5 6 7 8 9 10

The groundhog spies an 8

eight 8 8 8

1 2 3 4 5 6 7 8 9 10

The groundhog spies a 9

nine 9 9 9

1 2 3 4 5 6 7 8 9 10

The groundhog spies a 10

ten 10 10


1 2 3 4 5 6 7 8 9 10

	3		6
	2	two	3
	1		7
	4		2
	4		0
three	2		4
	3		2
	5		1
	1		0
five	3	six	0
	7		5
	5		

	9		1
zero	0	seven	3
	1		7
	8		9
	8		9
eight	0	nine	6
	1		0
	5		1
	1		
ten	0	ten	
	9		
	10		

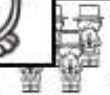



	11	eleven
	12	twelve
	13	thirteen
	14	fourteen

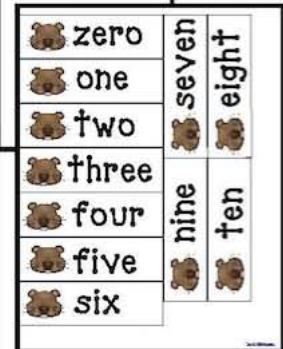



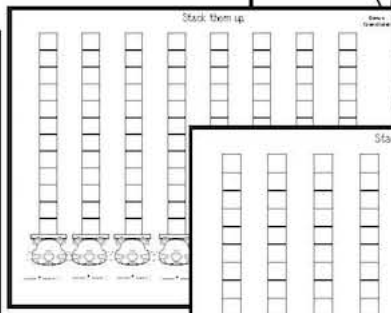

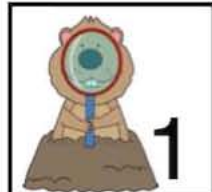

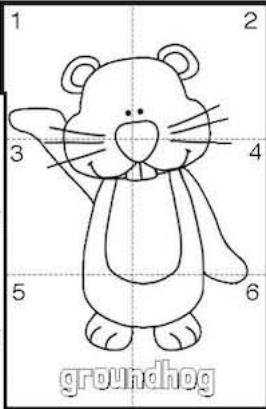


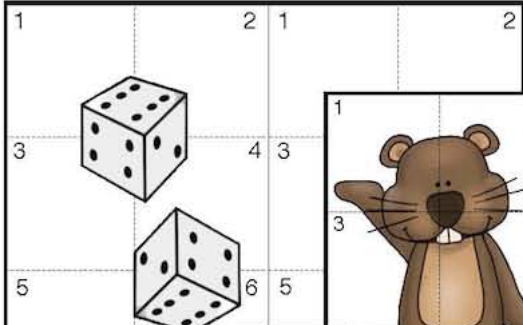
	19	nineteen
	20	twenty
	Let's Count To 20	





0	8	17	26
1	9	18	27
2	0	19	28
3	1	20	29
4	2	21	30
5	3	22	
6	4	23	
	5	24	
	6	25	

	1	one
	2	two
	3	three
	4	four

	5	five
	6	six
	7	seven
	8	eight







Run off and demonstrate what you want your students to do.

To practice patterning, students can use two colors to dot the 10 frames.

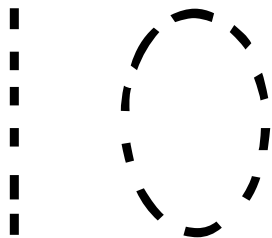
They can simply make X's, use a mini- bingo dauber, stickers, or draw a different shape on each page.

Students trim the pages by cutting them in half, then stapling together to make a booklet.

Children complete however many pages you want them to do.

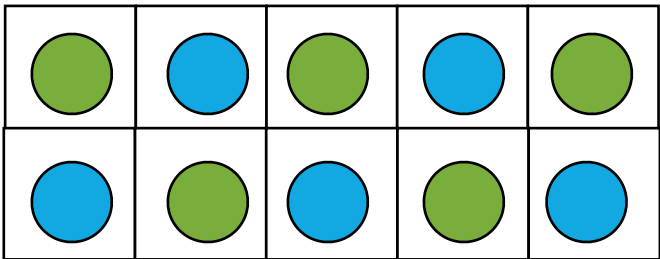
10

color



trace

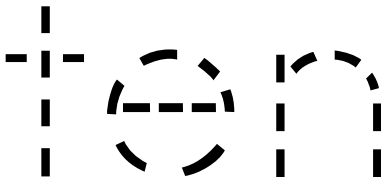
1 2 3 4 5 6 7 8 9 10 circle



Mark 10 squares.

ten

color



trace

write

write



Thank you so much for buying this product.

I truly hope you'll love this item & that it will make your life easier & teaching more fun!

To my loyal followers: I promise to post at least one FREEBIE each month that will hopefully knock-your-socks-off.

Please take a moment to leave feedback to earn valuable points, which equal money for future TPT purchases! Woo hoo.

If for any reason you're unhappy, please email me at: dianetpt@gmail.com

Blessings,

Diane



Terms of Use: All rights reserved. No part of this publication may be reproduced, distributed, or transmitted in any form or by any means, including photocopying, recording, or other electronic or mechanical methods, without the prior written permission of the publisher: dianetpt@gmail.com

This resource is for one personal classroom use by a single teacher. Duplication for an entire school, or commercial purposes is strictly forbidden, without written permission from the author. To share this resource with more than one teacher, would you please refer them to my store.

Copying any part of this product and placing it on the internet in any form, even for personal/classroom use, blog or website, is strictly forbidden and is a violation of the Digital Millennium Copyright Act (DMCA). These items can be picked up in a Google search, and traced back to the publishing site.

Copyright 2015 by Diane Henderson of TeachWithMe.com