


Letter perfect

Today's letter is:



Uppercase

Lowercase



Listen to the sound. Words we know:

Short vowel

Long vowel

Hard
consonant

Soft
consonant


Students' Names:



Find it !



Aa Bb Cc Dd Ee Ff Gg Hh Ii Jj Kk Ll Mm Nn
Oo Pp Qq Rr Ss Tt Uu Vv Ww Xx Yy Zz



Common Core State Standard Letter Perfect Activity Poster

Laminate this poster and use it during your calendar or reading block time.

Take a letter each day and fill in the appropriate boxes.

Using a dry erase marker demonstrate to your students how you write an uppercase and lowercase letter.

Students can practice on a dry erase board, or you can make a copy of the Letter Perfect sheets for them.

You can keep these as individual sheets or run off a set of 26 and collate them into an alphabet booklet for each child that they will take out and use during Daily 5 for the writing portion or word work.

If you don't do Daily 5 this can be an independent writing center, or as in the example above, you can do these as whole group skill sheets.

Have students listen to the sound the letter makes as you say it. Have students repeat the sound.

Ask them if they can think of any words that make that sound.

By demonstrating basic knowledge of letter-sound correspondence by producing the primary or most frequent sound for each consonant, they are working on CCSS: RF.K.3a

If the letter is a vowel, have students tell you what other letters are vowels.

I have my students sing the vowel song to the tune of *B-I-N-G-O*

*There was a class who learned their vowels
And this is what they sang Oh
A-E-I-O-U
A-E-I-O-U
A-E-I-O-U
They were so very smart! Oh!*

Differentiate between long and short vowels and fill in the appropriate boxes on the chart with words that they can think of.

By associating the long and short sounds with the common spellings for these 5 major vowel sounds, students are working on CCSS: RF: K. 3b. By distinguishing long from short vowel sounds in any spoken single syllable words they come up with, they are working on CCSS: RF.1. 2a.

Have them become ABCDe-tectives and look around the room for words on their Word Wall or Read The Room signs that begin with that letter and then as they say them aloud, ask them to what box/category they should put the word in.

If the letter is a consonant decide if it is a hard or soft consonant and do the same thing as above.

Ask the children if there are any students who have a first or last name that begins with the letter of the day and have them come up and write it on the chart.

Finally, choose a quiet child to find and circle the letter of the day in the alphabet.

You can end by giving someone a pointer (I turned out the lights and used a laser light) to point to each letter of the alphabet on our border and we sang the ABC song.

By consistently reviewing all of the letters, you are helping students to recognize and name all of the upper and lowercase letters of the alphabet which is CCSS: RF.K.1d and L.1.1a

If you are also going to do these as a skill sheet for your students, they can record at the same time as you do, or after the group modeling, can return to their seats and fill in their own paper.

In order to cover the Common Core State Standard RF: K. 1b make sure that you:

Explain to children each day that "Spoken words are represented in written language by specific sequences of letters."

As you can see, quite a few standards are covered in one simple and fun poster activity, that can also double as a skill sheet for your students!

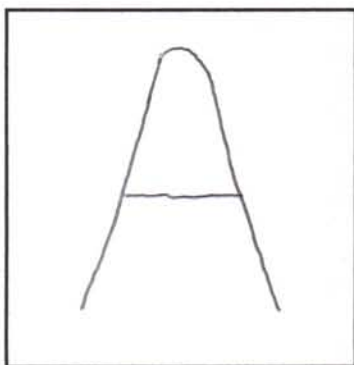


Letter perfect

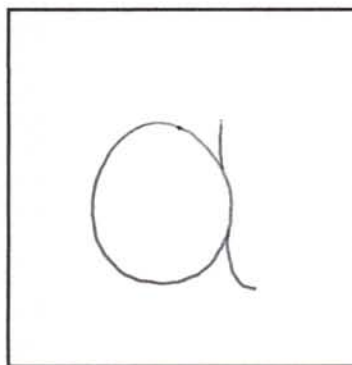
Today's letter is:



Uppercase



Lowercase



Listen to the sound. Words we know:

apple
apricot
ant
at
and
an

ape
apron
ate

Short vowel

Long vowel

Hard
consonant

Soft
consonant

Students' Names:

Amy
Andrew
Alex

Andrea
Alecia
Angie



Find It !




Aa Bb Cc Dd Ee Ff Gg Hh Ii Jj Kk Ll Mm Nn
Oo Pp Qq Rr Ss Tt Uu Vv Ww Xx Yy Zz

Letter perfect


Today's letter is:



Uppercase



Lowercase



Listen to the sound. Words we know:



go
got
gorilla
green
give

giraffe
Georgia
gem
germs
giant
gentle

Short vowel

Long vowel

Hard

consonant

Soft

consonant

Students' Names:

Garret
Gene
Ginger

Gregory
Gina
Gary



Find It !



Aa Bb Cc Dd Ee Ff Gg Hh Ii Jj Kk Ll Mm Nn
Oo Pp Qq Rr Ss Tt Uu Vv Ww Xx Yy Zz