





Scarecrow Shapes

Emergent Reader, Games, Worksheets & Crafts



triangle



Diane Henderson






The Scarecrow's Nose



Diane

The Scarecrow's Nose



cTeachWithMe.com


That scarecrow has a little oval nose It is orange

Add punctuation.

oval

orange

Trace and write.



Color the nose.

Trace and draw.

3


Look This scarecrow has a big circle nose It is red

Add punctuation.

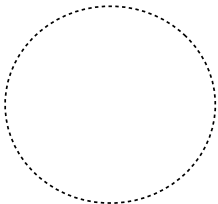
circle

red

Trace and write.



Color the nose.



Trace and draw.

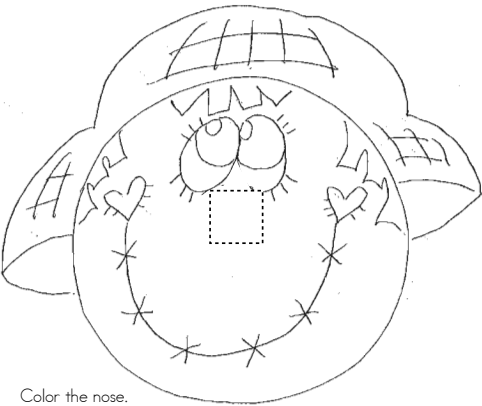
Their scarecrow has a funny square nose It is yellow

Add punctuation.

square

yellow

Trace and write.





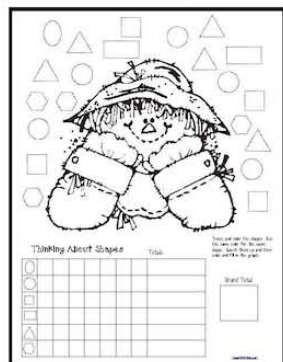
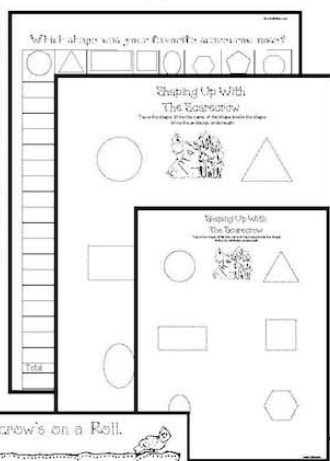
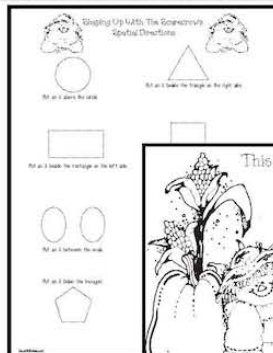
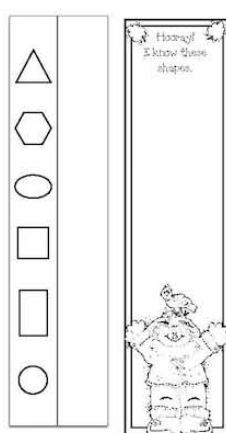
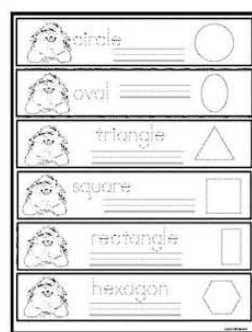

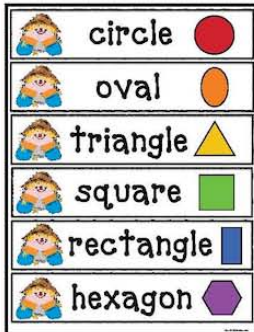
Color the nose.






Trace and draw.

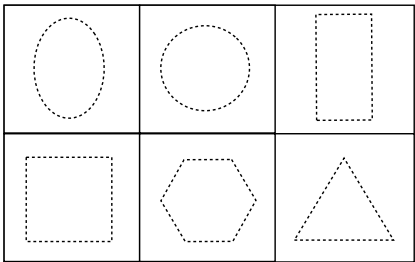
4

2





circle	oval	triangle
square	rectangle	hexagon



circle	oval	triangle
square	rectangle	hexagon

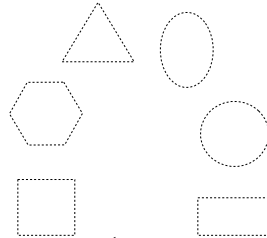
What is a vertex?



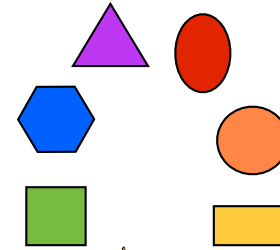
A vertex is a single point. It joins edges together to make a shape. These points are called corners or vertices.

TeachWithAHeart.com

Bugling Shapes



Bugling Shapes



Match the scarecrow's nose to the shape word. Trace & write the words and color the shapes.



square



rectangle



circle

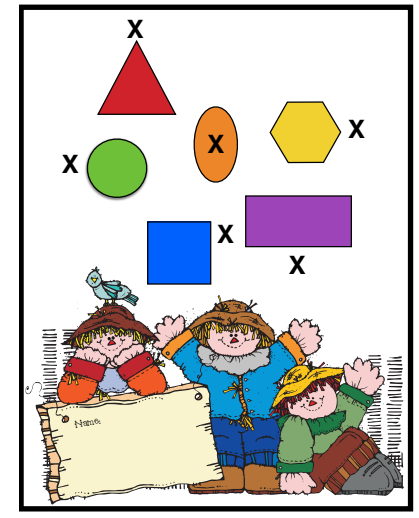



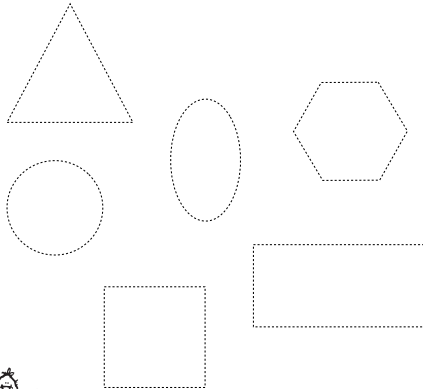


triangle



hexagon

©TeachWithAHeart.com



Assessments

Individual or whole group: Shapes, Colors, Vertices, Shape Words & Spatial Directions, plus Listening & Following Directions.

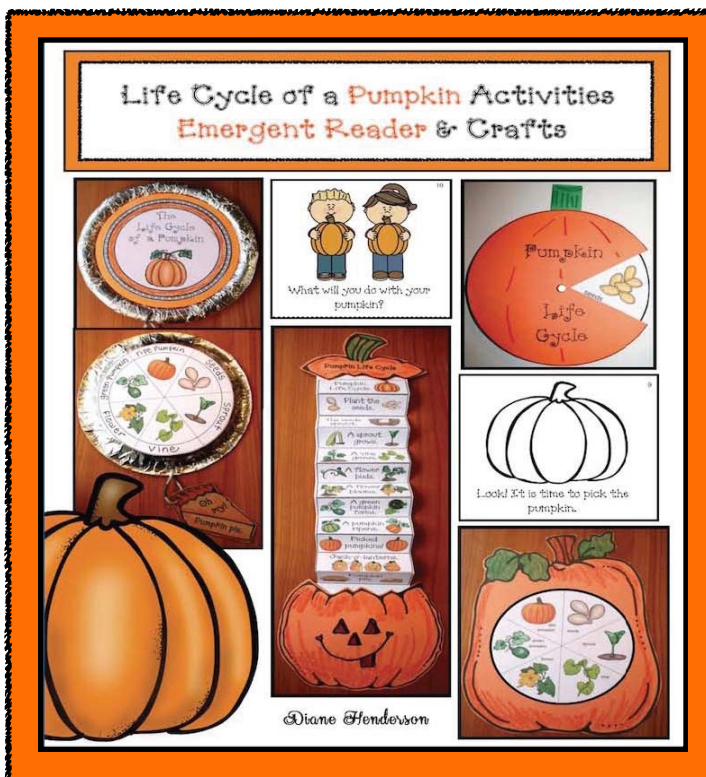



Tiny Tweets From:
dollardoodles.com

If you liked this fall-themed resource,
you may also like these autumn
activities as well.

Diane

Click on pix.




Credits Credits Credits

Designing stuff for TpT, is extra fun because of the awesome clip art & fonts that I use from these talented artists.



The scarecrow in the emergent reader booklet and for the craftivity are my drawings.
cTeachWithMe.com





Thank you so much for buying this product.

I truly hope you'll love this item & that it will make your life easier & teaching more fun!

To my loyal followers: I promise to post at least one FREEBIE each month that will hopefully knock-your-socks-off.

Please take a moment to leave feedback to earn valuable points, which equal money for future TPT purchases! Woo hoo.

If for any reason you're unhappy, please email me at: dianetpt@gmail.com

Blessings,

Diane



Terms of Use: All rights reserved. No part of this publication may be reproduced, distributed, or transmitted in any form or by any means, including photocopying, recording, or other electronic or mechanical methods, without the prior written permission of the publisher: dianetpt@gmail.com

This resource is for one personal classroom use by a single teacher. Duplication for an entire school, or commercial purposes is strictly forbidden, without written permission from the author. To share this resource with more than one teacher, would you please refer them to my store.

Copying any part of this product and placing it on the internet in any form, even for personal/classroom use, blog or website, is strictly forbidden and is a violation of the Digital Millennium Copyright Act (DMCA). These items can be picked up in a Google search, and traced back to the publishing site.

Copyright 2015 by Diane Henderson of TeachWithMe.com