


Life Cycle of an Apple Activities

Emergent Reader & Crafts


The Life Cycle Of An Apple

Emergent Reader




Seeds

Plant the apple seeds.




seedling

A small seedling grows.




tree

It grows into a big tree.




buds

In spring the tree has buds.




blossoms

They bloom into apple blossoms.







Apple Life Cycle



Diane Henderson





The Life Cycle Of An Apple

Emergent Reader




Plant the apple seeds.



seedling

A small seedling grows.



tree

It grows into a big tree.



buds

In spring the tree has buds.




blossoms

They bloom into apple blossoms.




Look at the pretty tree.




apples

The blossoms turn into apples.



I see red, green and yellow ones.



orchard

This is an orchard.



Let's go pick some apples.



Time to eat!


Crunch! Nibble! Munch!

The Life Cycle Of An Apple


Emergent Reader



These are apple seeds.



A small seedling grows.




It grows into a big tree.



In spring the tree has buds.




They bloom into apple blossoms.



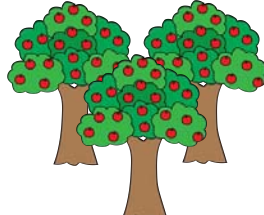
Look at the pretty tree.



The blossoms turn into apples.




I see red, green and yellow ones.



This is an orchard.



Let's go pick some apples.



Time to eat!

Crunch! Nibble! Munch!

Apple Life Cycle



Plant the
seeds.




Seedlings
grow.




Buds
appear.




Blossoms
bloom.



Spring
has sprung.



Flowers turn
into apples.



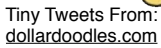
red



yellow



green



Diane

The collage features several apple-shaped writing prompts. At the top, a large red apple-shaped box contains the title "Apple Sense Craftivity" and the subtitle "A 5 Senses Writing Prompt". Below this, there are three smaller apple-shaped prompts. The first is a red apple with the title "Using My 5 Senses" and a small photo of a girl. The second is a white apple with a red outline, titled "red.", and lists five senses: "It smells sweet.", "It feels mushy.", "When I taste it is sour...", "It tastes crunchy.", and "It tastes yummy.". The third is a yellow apple with a green outline, titled "Yellow", and lists five senses: "I see...", "I hear...", "I smell...", "I feel...", and "I taste...". To the left of these prompts is a cartoon girl with brown hair, a pink bow, and a pink shirt, holding a large red apple. The apple she is holding has a white label that reads "The 5 Senses" and lists the five senses with corresponding icons: Taste (tongue), Touch (hand), See (eyes), Hear (ear), and Smell (nose). At the bottom right, there is another red apple-shaped prompt titled "red." with the following text: "I see an apple. It is a shiny red.", "It smells fruity and fresh.", "It feels smooth and squishy when I hold it in my hand.", "It tastes sour and juicy.", and "It tastes deliciously sweet when I eat it." The name "Diana" is written at the bottom of this prompt.

Apple Sense Craftivity
A 5 Senses Writing Prompt

Using My 5 Senses

red.

It smells sweet.

It feels mushy.

When I taste it is sour...

It tastes crunchy.

It tastes yummy.

Yellow

I see...

I hear...

I smell...

I feel...

I taste...

The 5 Senses

Taste

Touch

See

Hear

Smell

red.

I see an apple. It is a shiny red.




It smells fruity and fresh.

It feels smooth and squishy when I hold it in my hand.

It tastes sour and juicy.


It tastes deliciously sweet when I eat it.

Diana





Math Magic Apple

Reinforce: number recognition, listening & following directions,
ordinal numbers & spatial directions.




1	2	3	4	5	6	7	8	9
10	11	12	13	14	15	16	17	18
19	20	21	22	23	24	25	26	27
28	29	30	31	32	33	34	35	36
37	38	39	40	41	42	43	44	45
46	47	48	49	50	51	52	53	54
55	56	57	58	59	60	61	62	63
64	65	66	67	68	69	70	71	72
73	74	75	76	77	78	79	80	81





left




right

1st row	1	2	3	4	5	6	7	8	9
2nd row	10	11	12	13	14	15	16	17	18
3rd row	19	20	21	22	23	24	25	26	27
4th row	28	29	30	31	32	33	34	35	36
5th row	37	38	39	40	41	42	43	44	45
6th row	46	47	48	49	50	51	52	53	54
7th row	55	56	57	58	59	60	61	62	63
8th row	64	65	66	67	68	69	70	71	72
9th row	73	74	75	76	77	78	79	80	81

Diane Henderson

Credits Credits Credits

Designing stuff for TpT, is extra fun because of the awesome clip art & fonts that I use from these talented artists.





Thank you so much for buying this product.

I truly hope you'll love this item & that it will make your life easier & teaching more fun!

To my loyal followers: I promise to post at least one FREEBIE each month that will hopefully knock-your-socks-off.

Please take a moment to leave feedback to earn valuable points, which equal money for future TPT purchases! Woo hoo.

If for any reason you're unhappy, please email me at:
dianetpt@gmail.com

Blessings,

Diane



Terms of Use: All rights reserved. No part of this publication may be reproduced, distributed, or transmitted in any form or by any means, including photocopying, recording, or other electronic or mechanical methods, without the prior written permission of the publisher: dianetpt@gmail.com

This resource is for one personal classroom use by a single teacher. Duplication for an entire school, or commercial purposes is strictly forbidden, without written permission from the author. To share this resource with more than one teacher, would you please refer them to my store.

Copying any part of this product and placing it on the internet in any form, even for personal/classroom use, blog or website, is strictly forbidden and is a violation of the Digital Millennium Copyright Act (DMCA). These items can be picked up in a Google search, and traced back to the publishing site.

Copyright 2015 by Diane Henderson of TeachWithMe.com