









Please Zip Your Lips!

Classroom Management Voice Choice Packet

 <p>0 No Talking Quiet. Silence. Our lips are zipped.</p> <p>When?</p> <ul style="list-style-type: none"> • During testing. • During silent reading. • When we are listening to directions. • If there is a fire drill or other drill. • When we are in line going down the hall. • During rest time. 	 <p>1 Whispering Only one person can hear you.</p> <p>When?</p> <ul style="list-style-type: none"> • When we are quietly working and have a question. • When we are in the library. • When testing or assessing is going on and we need to ask a question. • When we want to tell the teacher something in confidence. 	 <p>2 Normal Only a few people can hear you.</p> <p>When?</p> <ul style="list-style-type: none"> • When we are working with a partner. • When we are chatting. • During lunch time. • During snack time. • During center time.
 <p>3 Groups Just the people in your group can hear you.</p> <p>When?</p> <ul style="list-style-type: none"> • When we are working in a group. • When we are playing games. 	 <p>4 Sharing The entire class can hear you.</p> <p>When?</p> <ul style="list-style-type: none"> • When we are presenting our work. • When we are discussing as a whole group. • When we answer or ask a question. • When we are singing. • When it's our turn to read out loud. 	 <p>5 Loud We can be heard in the hallway.</p> <p>When?</p> <ul style="list-style-type: none"> • If someone calls out for help. • When we give a cheer. • When we are playing in the gym. • When we are outside at recess. • A level 5 is really noisy, and rarely used inside our classroom.

voice choice

5 Loud

4 Sharing


3 Groups

2 Conversation


1 Whispering

0 No Talking

voice choice


5 Loud 

4 Sharing 

3 Groups 

2 Normal 

1 Whispering 

0 No Talking 

Diane Henderson

voice choice

5 Loud



4 Sharing



3 Groups



2 Normal



1 Whispering



0 No Talking



voice choice

5 Loud

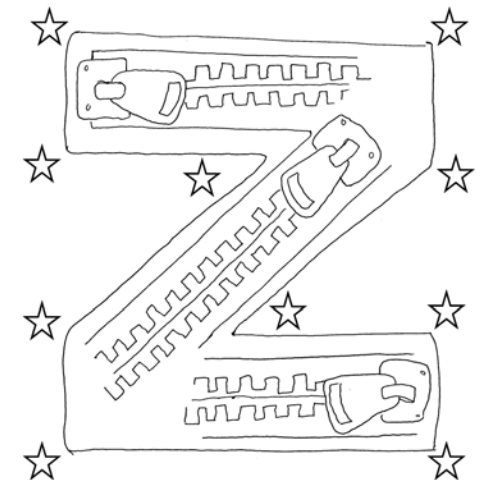
4 Sharing

3 Groups

2 Conversation

1 Whispering

0 No Talking



Zippity Zoo Zah!
I'm doing great being quieter
and zipping my lips!

I got to color a star and connect it to the next one on the zipper.



When?

- During testing.
- During silent reading.
- When we are listening to directions.
- If there is a fire drill or other drill.
- When we are in the going down the hall.
- During rest time.



Just the people in your group can hear you.

When?

- When we are working in a group.
- When we are playing games.



When?

- When we are quietly working and have a question.
- When we are in the library.
- When testing or assessing is going on and we need to ask a question.
- When we want to tell the teacher something in confidence.



When?

- When we are presenting our work.
- When we are discussing as a whole group.
- When we answer or ask a question.
- When we are singing.
- When it's our turn to read out loud.



When?

- When we are working with a partner.
- When we are chatting.
- During lunch time.
- During snack time.
- During center time.



When?

- If someone calls out for help.
- When we give a cheer.
- When we are playing in the gym.
- When we are outside at recess.
- A level 5 is really noisy, and rarely used inside our classroom.

Voice Level Activities

Posters,
Pocket Chart
Cards,
Quiet Mini
Cards,
Behavior
Modification
Ideas
Bookmarks
& Class Book



Please ...



Learning About Classroom Voices And Our Choices

A Class Book By:





I should use the

number

voice

TeachWithMe.com

voice choice

5 Loud

4 Sharing

3 Groups


2 Conversation

1 Whispering

0 No Talking

voice choice

5 Loud



4 Sharing



3 Groups



2 Normal



1 whispering




0 No Talking




voice choice

5 Loud



4 Sharing





0 No Talking

Quiet. Silence. Our lips are zipped.

When?

- During testing.
- During silent reading.
- When we are listening to directions.
- If there is a fire drill or other drill.
- When we are in line going down the hall.
- During rest time.




3 Groups

Just the people in your group can hear you.

When?

- When we are working in a group.
- When we are playing games.




1 Whispering

Only one person can hear you.

When?

- When we are quietly working and have a question.
- When we are in the library.
- When testing or assessing is going on and we need to ask a question.
- When we want to tell the teacher something in confidence.

TeachWithMe.com




4 Sharing

The entire class can hear you.



When?

- When we are presenting our work.
- When we are discussing as a whole group.
- When we answer or ask a question.
- When we are singing.
- When it's our turn to read out loud.



2 Normal

Only a few people can hear you.

When?

- When we are working with a partner.
- When we are chatting.
- During lunch time.
- During snack time.
- During center time.

TeachWithMe.com



5 Loud

We can be heard in the hallway.

When?

- If someone calls out for help.
- When we give a cheer.
- When we are playing in the gym.
- When we are outside at recess.
- A level 5 is really noisy, and rarely used inside our classroom.




O No Talking

Quiet. Silence. Our lips are zipped.


When?

- During testing.
- During silent reading.
- When we are listening to directions.
- If there is a fire drill or other drill.
- When we are in line going down the hall.
- During rest time.



Congratulations!

does a nice job with
voice choice.




Congratulations!

does a nice job with
voice choice.



Congratulations!

does a nice job with
voice choice.



Congratulations!

does a nice job with
voice choice.

If you liked this
classroom management resource
you may also like these as well.



Diane



Tiny Tweets From:
dollardoodles.com


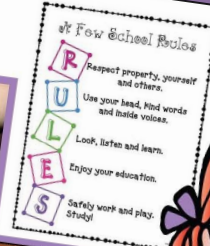
Click on the photo
to zip on over.

Classroom Management Absent Folders & Notes



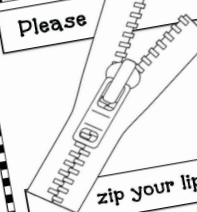
Diane Henderson

School Rules Classroom Management



Diane Henderson

Time To Zip Your Lips Classroom Management



Diane Henderson