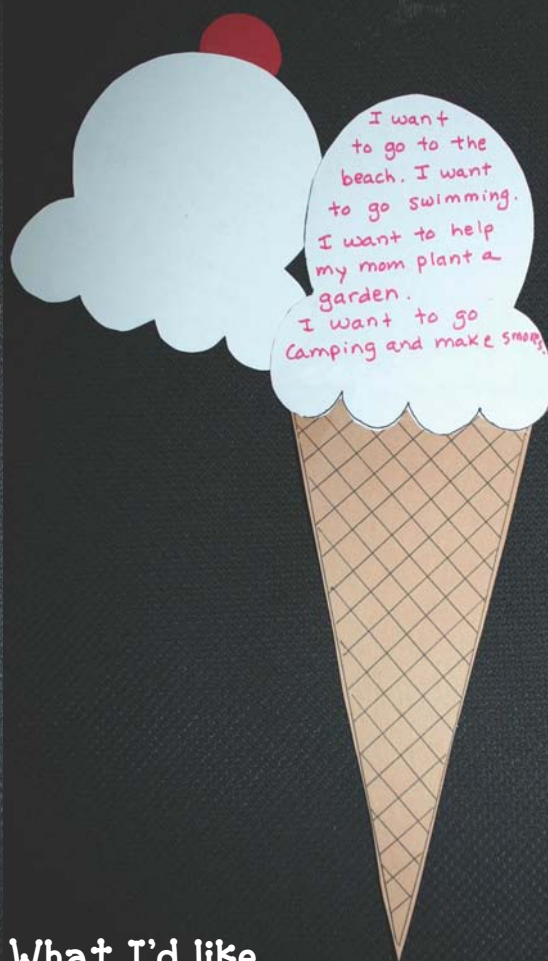




What I'd like  
to do this  
summer



What I did  
this summer



Who is the  
"secret  
sweetie?"

4 Different "Here's The Scoop" Writing Prompts + Bookmarks

Run off on a variety of pastel colors of construction paper that would denote ice-cream flavors. i.e. light green- mint, pink-strawberry etc.

Students trim and "hinge" to the left side of the blank scoop that is glued on top of their cone, so that it flips open to reveal their writing prompt.

For that finishing touch, add a cherry to the top and glue a school photo in the middle.

[cTeachWithMe.com](http://cTeachWithMe.com)



Here's the scoop!

These are some of the cool things  
I'd like to do this summer:

Completed projects make a cute  
bulletin board.

Your caption could be:

*"Mrs. Henderson's Kinders are  
looking forward to a sweet summer."*

or...

*"Sweet Activities For A Cool Summer!"*



Here's the scoop!

These are some of the cool things  
I'd like to do this summer:





Here's the scoop!

Keesha

These are some of the cool things  
I'd like to do this summer:



I want  
to go to the  
beach. I want  
to go swimming.  
I want to help  
my mom plant a  
garden.

I want to go  
camping and make s'mores.

Run off on a variety of pastel colors of construction paper that would denote ice-cream flavors. i.e. light green- mint, pink-strawberry etc.

Students trim and "hinge" to the left side of the blank scoop that is glued on top of their cone, so that it flips open to reveal their writing prompt.

For that finishing touch, add a cherry to the top and glue a school photo in the middle.

[cTeachWithMe.com](http://cTeachWithMe.com)

Here's the scoop!

These are some of the cool things  
I did this summer:

Completed projects make a cute bulletin board.

Your caption could be:

*"Mrs. Henderson's Kinders had a sweet summer doing cool things!"*

*Include the plain scoop in your Welcome letter or Open House packet, so parents can help little ones fill in the information.*

*When they bring it in the 1st day of school they can assemble and decorate their cone and you have an instant icebreaker for them to share with their new friends and a bulletin board you can put up right away.*

I did this summer:  
These are some of the cool things

Here's the scoop!






Here's the scoop!

From Rachel

These are some of the cool things  
I did this summer:





I went to  
visit my grama  
in Wisconsin and  
stayed at her cottage.  
I learned how to swim!

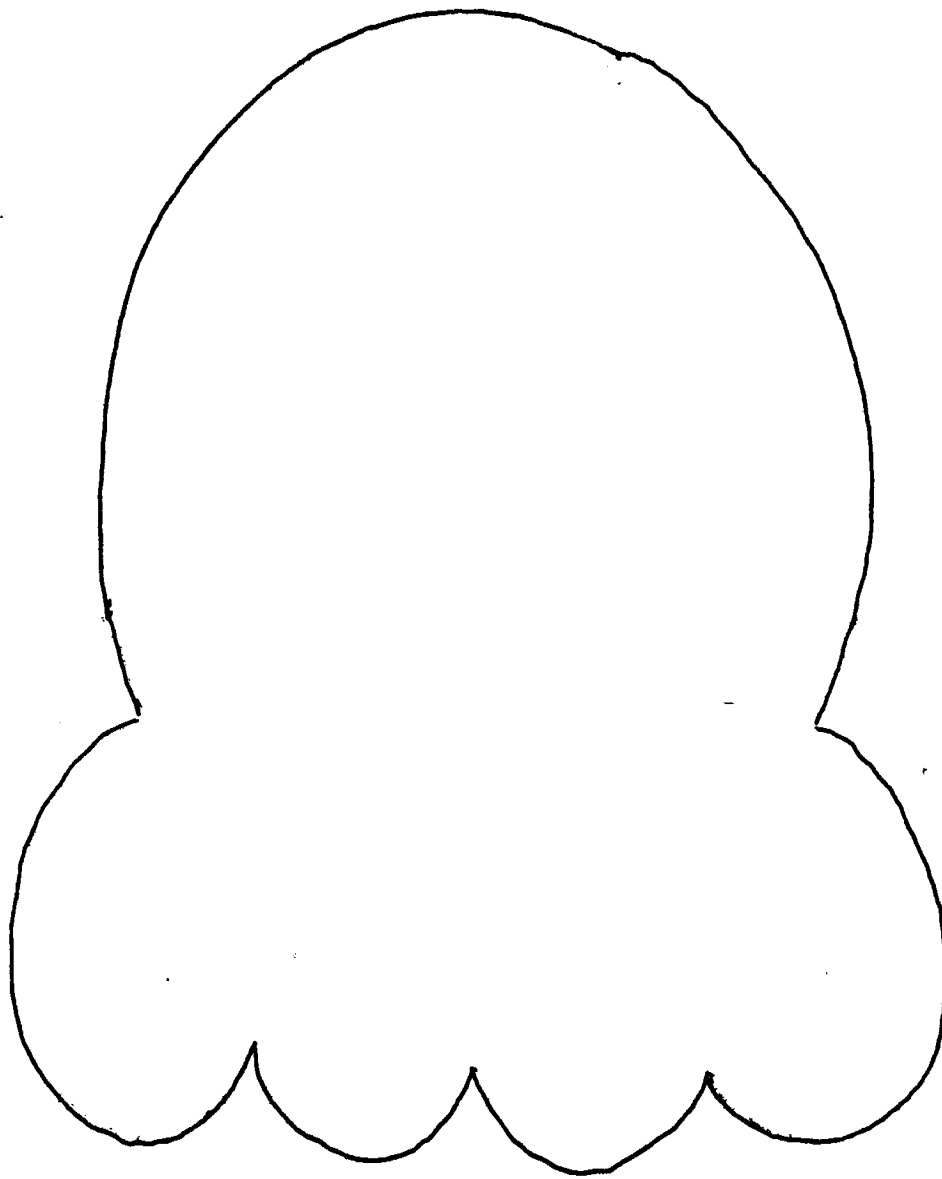
I went to VBS and  
made lots of new friends.  
We had a picnic at the

beach.

We went hiking in  
a lot of parks.

We went to Six Flags and  
I rode lots of scary  
rides.





Run off on white paper.

Students trim and glue to the top of their cone.

This is where they will complete their writing prompt about summer, or glue their photo and write their name if you are making the "secret sweetie" craftvity.


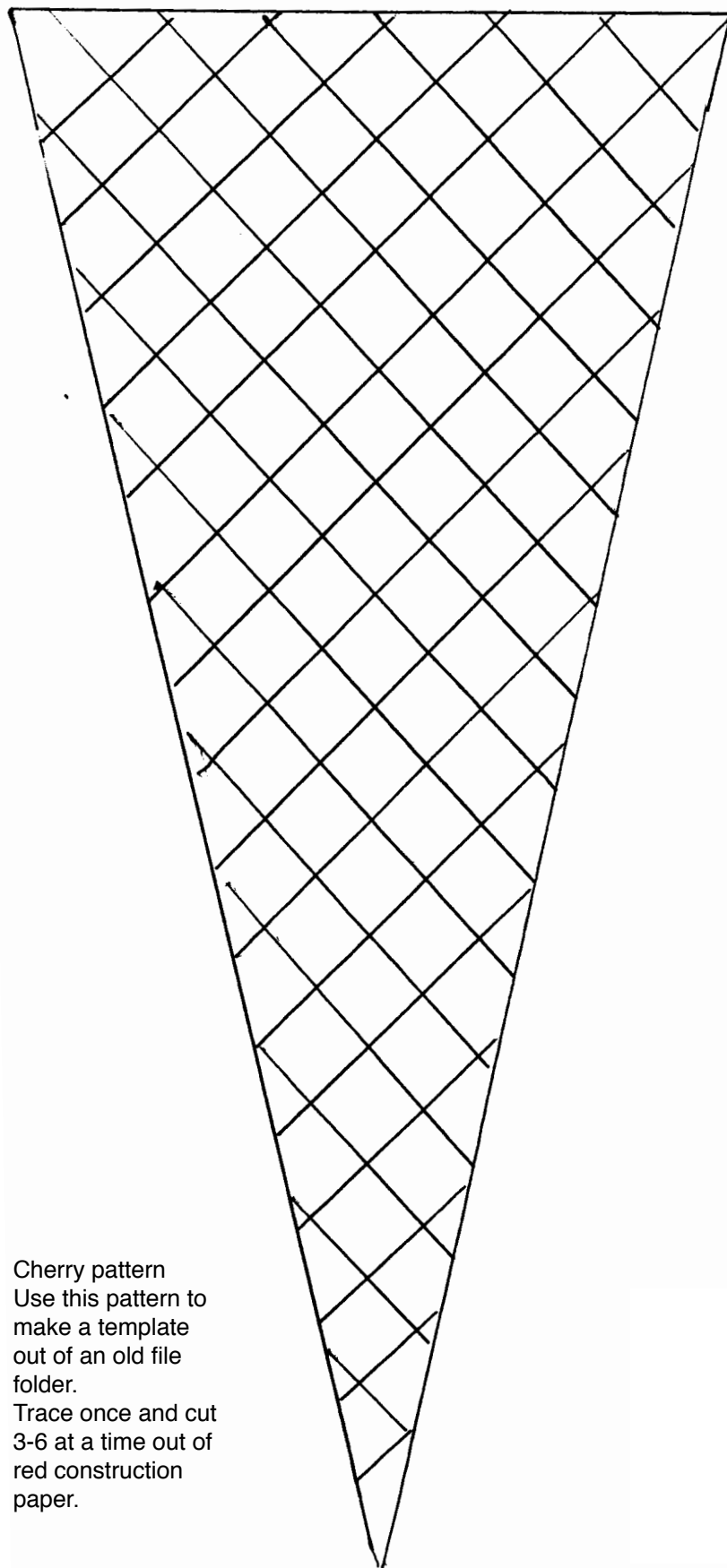
Children choose a colored scoop to go on top of this one, and "hinge" it with a piece of Scotch tape on the left hand side, so that when it flips open, it reveals the hidden scoop.

Have students match the top of the outside scoop, to the top of this scoop.

Remind them not to write under the indentations, as the white scallops will show through as another scoop. (See photo.)

[cTeachWithMe.com](http://cTeachWithMe.com)

Run off on brown construction paper. Students glue the blank ice-cream scoop to the top and then "hinge" the scoop with the writing on it using a piece of Scotch tape, so that it flips open to reveal their writing prompt.



Cherry pattern  
Use this pattern to make a template out of an old file folder. Trace once and cut 3-6 at a time out of red construction paper.



## Secret Sweeties

Run off on a variety of pastel colors of construction paper that would denote ice-cream flavors. i.e. light green- mint, pink- strawberry etc.

Students trim and “hinge” to the left side of the blank scoop that is glued on top of their cone, so that it flips open to reveal the “secret person”.

For that finishing touch, add a cherry to the top.

[cTeachWithMe.com](http://cTeachWithMe.com)



Here's the scoop!

Below are some cool things  
about this person.  
Can you guess who it is?

This is a fun activity for the beginning of the year to get to know your students, or something to do at the end of the year to see how well children know their friends.

Students fill out the cone portion, or have a parent help little ones.

Choose 2-3 to share each day.  
Read the cone and call on several children to guess who the “secret sweetie” is.


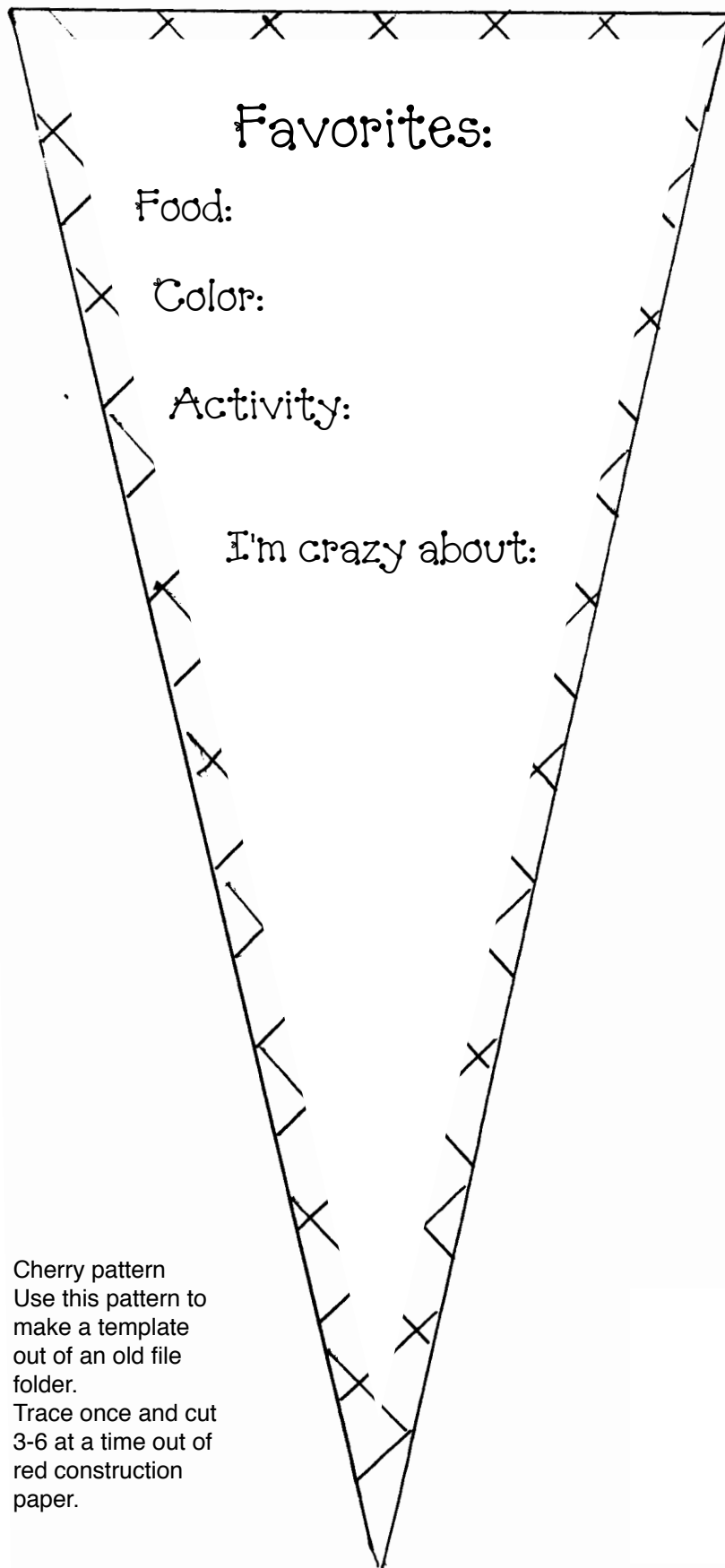


Here's the scoop!

Below are some cool things  
about this person.  
Can you guess who it is?



Run off on brown construction paper. Students fill in the information and then glue the blank ice-cream scoop to the top and then "hinge" the scoop with the writing on it using a piece of Scotch tape, so that it flips open to reveal a photo of the "secret sweetie."



Cherry pattern  
Use this pattern to make a template out of an old file folder. Trace once and cut 3-6 at a time out of red construction paper.



Here's the scoop!

She's a girl!

Below are some cool things  
about this person.  
Can you guess who it is?

Favorites:

Food: Tacos

Color: pink

Activity:  
reading/art

I'm crazy about:  
Barbies  
and American  
girl dolls.

I also  
like to  
dance.



Keesha

Favorites:

Food: Tacos

Color: pink

Activity:  
reading/art

I'm crazy about:  
Barbies  
and American  
girl dolls.

I also  
like to  
dance.





Here's the scoop!

He's a boy!

Below are some cool things  
about this person.  
Can you guess who it is?

Favorites:

Food: pizza

Color: green

Activity:

math games  
science experiments

I'm crazy about:

Legos and  
Transformers.

I also  
really like  
Spiderman.





Simon

Favorites:

Food: pizza

Color: green

Activity:  
math games  
science experiments

I'm crazy about:

Legos and  
Transformers.

I also  
really like  
Spiderman.



Here's  
The Scoop:



I wish you a  
really cool  
summer!

Here's  
The Scoop:



I wish you a  
really cool  
summer!

Here's  
The Scoop:



I wish you a  
really cool  
summer!

Here's  
The Scoop:



I wish you a  
really cool  
summer!

Here's  
The Scoop:



I wish you a  
really cool  
summer!



Here's  
The Scoop:



I wish you a  
really cool  
summer!



Here's  
The Scoop:



I wish you a  
really cool  
summer!

Here's  
The Scoop:



I wish you a  
really cool  
summer!

Here's  
The Scoop:



I wish you a  
really cool  
summer!

Here's  
The Scoop:



I wish you a  
really cool  
summer!

Here's  
The Scoop:



I wish you a  
really cool  
summer!



I hope  
you have  
a cool year!



I hope  
you have  
a cool year!



I hope  
you have  
a cool year!



I hope  
you have  
a cool year!



I hope  
you have  
a cool year!

