





**Spider Web
Math Mat**



How many you have to begin with:



How many you add to the group:




How many you have now:



How many you have to begin with:




How many you add to the group:




How many you have now:



How many you have to begin with:



How many you take away:




How many you have left:




How many you have to begin with:

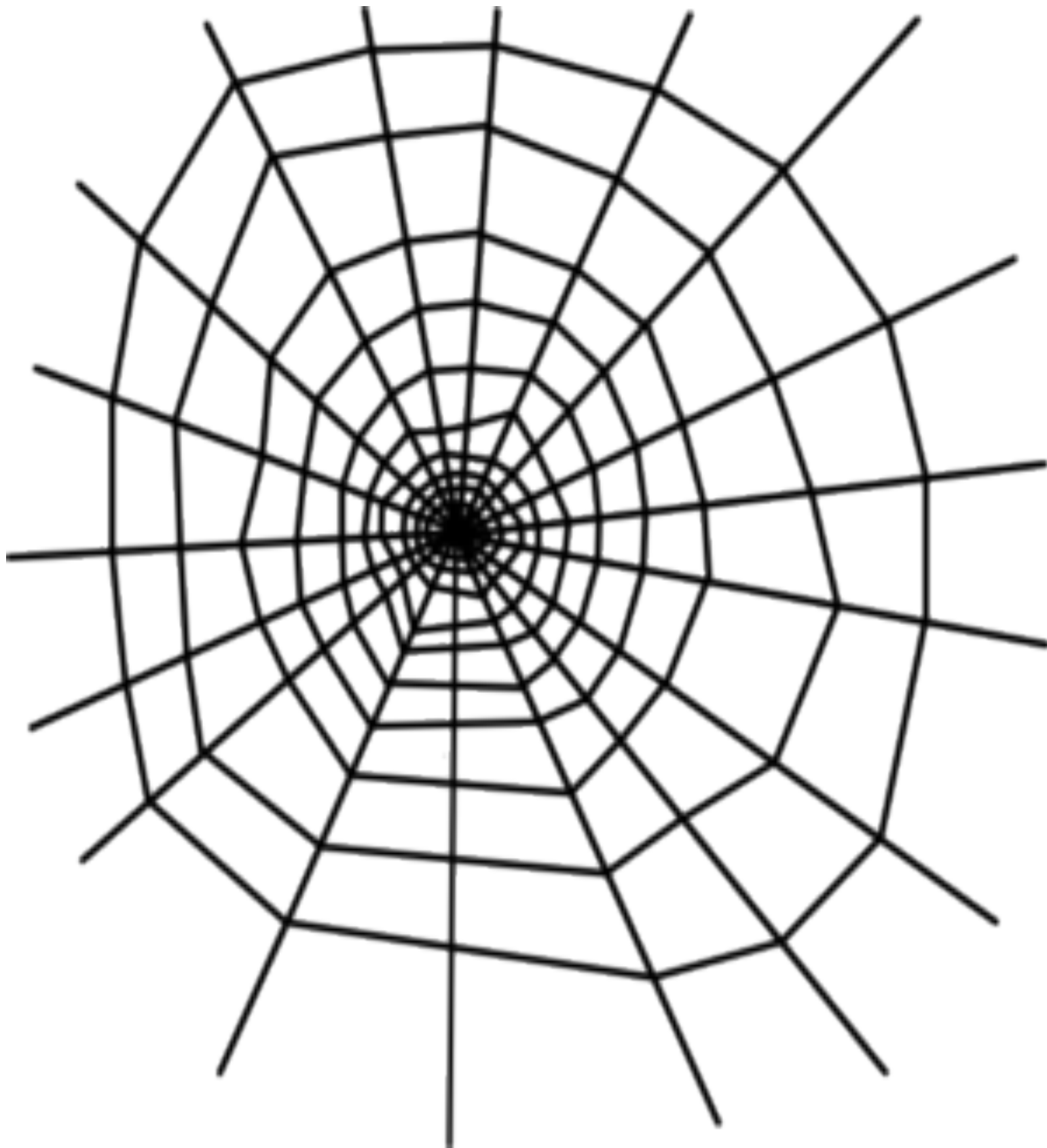


How many you take away:




How many you have left:





**Odd Numbers
Spider Web Math Mat**



Even Numbers
Spider Web Math Mat





12



13



14



15



16



17



18



19



20



21



22



23



24



25



26



27



28



29



30



31



32




33






34

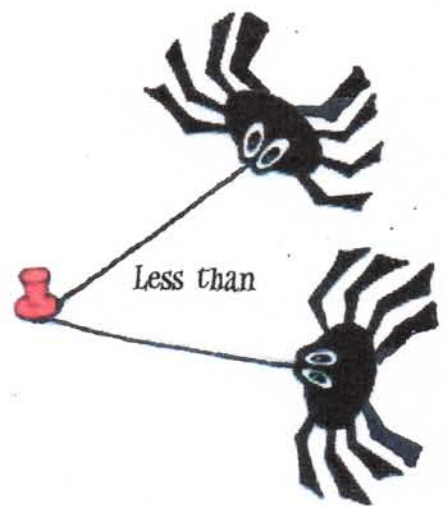

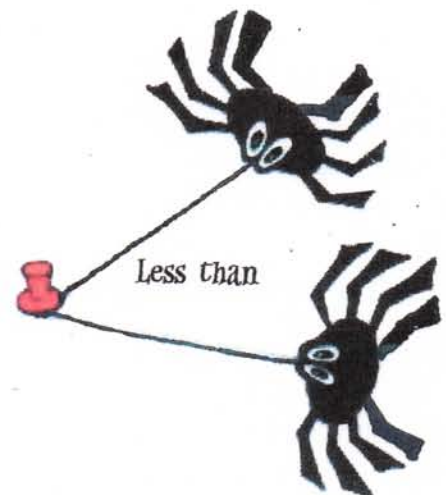

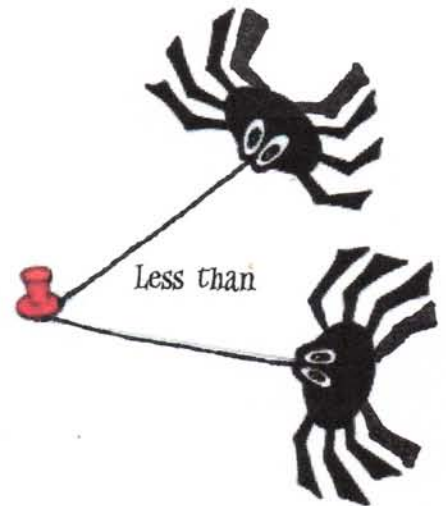



35









I'm caught in a web of learning!



I'm caught in a web of learning!




I'm caught in a web of learning!



I'm caught in a web of learning!




CONGRATULATIONS







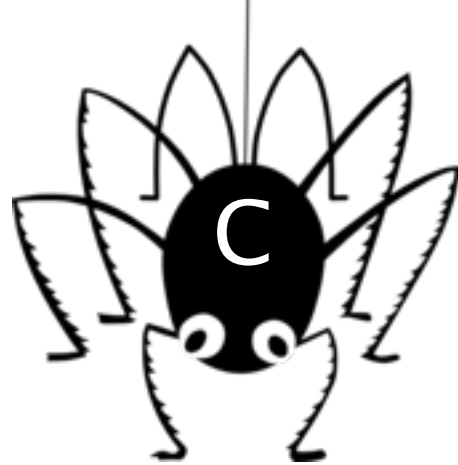











_____ has done spiderific work in math!

CONGRATULATIONS



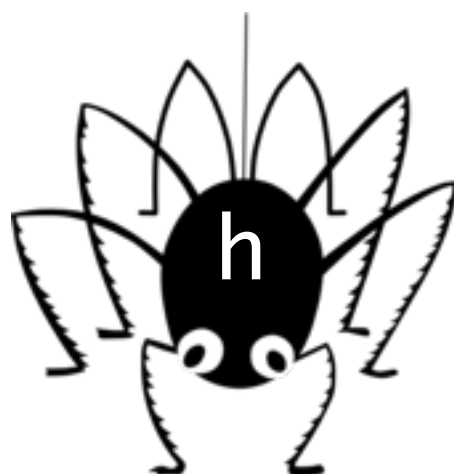

















_____ has done spiderific work in math!






























My Counting
By 2's Itty Bitty
Booklet




My Counting
By 2's Itty Bitty
Booklet




My Counting
By 2's Itty Bitty
Booklet



My Counting
By 2's Itty Bitty
Booklet



My Counting
By 2's Itty Bitty
Booklet



My Counting
By 2's Itty Bitty
Booklet



My Counting
By 2's Itty Bitty
Booklet



My Counting
By 2's Itty Bitty
Booklet













My Counting
By 2's Itty Bitty
Booklet













My Counting
By 2's Itty Bitty
Booklet

Challenge flashcards for Counting by 2's

Challenge flashcards for Counting by 2's


 22	 24
 26	 28
 30	 32
 34	 36
 38	 40




My Counting
By 3's Itty Bitty
Booklet




My Counting
By 3's Itty Bitty
Booklet




My Counting
By 3's Itty Bitty
Booklet



My Counting
By 3's Itty Bitty
Booklet




My Counting
By 3's Itty Bitty
Booklet



My Counting
By 3's Itty Bitty
Booklet



My Counting
By 3's Itty Bitty
Booklet



My Counting
By 3's Itty Bitty
Booklet














My Counting
By 3's Itty Bitty
Booklet




My Counting
By 3's Itty Bitty
Booklet

Challenge flashcards for Counting by 3's


	
	
	
	
	




My Counting
By 5's Itty Bitty
Booklet



My Counting
By 5's Itty Bitty
Booklet




My Counting
By 5's Itty Bitty
Booklet



My Counting
By 5's Itty Bitty
Booklet




My Counting
By 5's Itty Bitty
Booklet



My Counting
By 5's Itty Bitty
Booklet



My Counting
By 5's Itty Bitty
Booklet



My Counting
By 5's Itty Bitty
Booklet













My Counting
By 5's Itty Bitty
Booklet























My Counting
By 5's Itty Bitty
Booklet

Challenge word flashcards for counting by 5's











 5	 10
 15	 20
 25	 30
 35	 40
 45	 50

Challenge word flashcards for counting by 5's

 55	 60
 65	 70
 75	 80
 85	 90
 95	 100

 <p>My Counting By 10's Itty Bitty Booklet</p>	 <p>My Counting By 10's Itty Bitty Booklet</p>
 <p>My Counting By 10's Itty Bitty Booklet</p>	 <p>My Counting By 10's Itty Bitty Booklet</p>
 <p>My Counting By 10's Itty Bitty Booklet</p>	 <p>My Counting By 10's Itty Bitty Booklet</p>
 <p>My Counting By 10's Itty Bitty Booklet</p>	 <p>My Counting By 10's Itty Bitty Booklet</p>
 <p>My Counting By 10's Itty Bitty Booklet</p>	 <p>My Counting By 10's Itty Bitty Booklet</p>

counting by 10's



Alphabet Cards

What else can you do with alphabet cards?











- Print and laminate and put on a split ring and use as flashcards for your students.
- Print and laminate and sprinkle them on the floor. Have students collect the cards before the timer rings.
- Run off sets on two different colors of paper so that you can make Memory Match games. This will make the game easier to play and expedite time.
- Students can either match lowercase letters to uppercase letters or upper to upper and lower to lower.
- Put a set in a bag, basket or box and have students pull out a card and read the letter. If they can't, they are out of the game.
- You can also have them start saying the ABC's from that letter.
- They can pick a card and tell if it is a consonant or vowel.
- They can pick a card and give a word that starts with that letter.
- They can pick a card and give a student's name that starts with that letter. If there are none, they say zero.
- They can pick a card and give the sound(s) the letter makes.
- Put some Kaboom bomb cards in the container along with a set of upper and lowercase letter cards.
- Children take 2 cards out of the basket. Teacher calls on the student who has the uppercase letter A to start the game, that child reads their letter card and asks for the lowercase matching card.
- That child with that card reads it and gives their card to that child. They then read their other card and ask for their match.
- Play continues 'til all of the cards are gone.


- When the bomb cards are added a child must use the bomb Kaboom card when they are called on for a match.
- They show the bomb card, everyone yells “Kaboom” and both children are out of the game.
- Run off copies of the cards. Students cut out the cards, put them in order, and add a cover to make Itty Bitty booklets so they can share them with their families and reinforce lessons learned at school.
- Collating their books is a great way to sequence the letters.
- Play ***“I Have, Who Has?”***
- Make sure you have only enough pairs of cards so that things come out equal to the number of students present that day.
- One student starts and says: ***“I have “uppercase A” who has lowercase a?”*** The child with the lowercase letter card gives that child their card.
- Play continues ‘til all of the cards are gone.
- You can spice this game up by adding the “Kaboom” cards to this game as well.
- Have students choose a partner and play “Speed” against them.
- Each student mixes up their cards. Together they say, “Ready-Set-Go!”
- Each student puts their cards in ABC order. The 1st one to do so is the winner.
- Another version of “Speed” is the following: Each child has a set of cards that is in the same order as their partner’s. They place them face down. They say 1-2 flip and then flip a card over. The first one to read the card takes the cards. The student with the most cards wins.
- Students mix up their pack of cards, and reinforce vowels and consonants.
- Students take turns flipping over cards. The first one to say whether it is a vowel or consonant gets the card.
- You could also play that they have to give a word that begins with that letter. i.e. A student flips over the B card, one of the children exclaims: :”Boy!” they get the card.
- Display the cards on the wall in ABC order. Each day take a “mystery” letter away. Choose a different child each day to guess which letter is missing.

- As students become familiar with the letters, jumble them up instead of keeping them in ABC order.
- Use them as flashcards.
- Cut them up and use them as puzzles.
- Use them as pocket cards.
- Place a card behind a seasonal shape on your white board and choose a child to guess what letter the mouse has stolen today.
- Sort vowels and consonants.
- Use them in Daily 5 for “Word Work” & have students make CVC words, word wall words, spelling words etc.




Kaboom Template

Kaboom! 	Kaboom! 
Kaboom! 	Kaboom! 
Kaboom! 	Kaboom! 
Kaboom! 	Kaboom! 
Kaboom! 	Kaboom! 




1	2	3	4	5	6	7	8	9	10
11	12	13	14	15	16	17	18	19	20
21	22	23	24	25	26	27	28	29	30
31	32	33	34	35	36	37	38	39	40
41	42	43	44	45	46	47	48	49	50
51	52	53	54	55	56	57	58	59	60
61	62	63	64	65	66	67	68	69	70
71	72	73	74	75	76	77	78	79	80
81	82	83	84	85	86	87	88	89	90
91	92	93	94	95	96	97	98	99	100

Trace the numbers.




1		3		5		7		9	
11		13		15		17		19	
21		23		25		27		29	
31		33		35		37		39	
41		43		45		47		49	
51		53		55		57		59	
61		63		65		67		69	
71		73		75		77		79	
81		83		85		87		89	
91		93		95		97		99	

Trace the numbers. Write in the EVEN numbers.




	2		4		6		8		10
	12		14		16		18		20
	22		24		26		28		30
	32		34		36		38		40
	42		44		46		48		50
	52		54		56		58		60
	62		64		66		68		70
	72		74		76		78		80
	82		84		86		88		90
	92		94		96		98		100

Trace the numbers. Write in the ODD numbers.




1									
									100

Write in the missing numbers.




1	2	3	4	5	6	7	8	9	10
11	12	13	14	15	16	17	18	19	20
21	22	23	24	25	26	27	28	29	30
31	32	33	34	35	36	37	38	39	40
41	42	43	44	45	46	47	48	49	50
51	52	53	54	55	56	57	58	59	60
61	62	63	64	65	66	67	68	69	70
71	72	73	74	75	76	77	78	79	80
81	82	83	84	85	86	87	88	89	90
91	92	93	94	95	96	97	98	99	100
101	102	103	104	105	106	107	108	109	110
111	112	113	114	115	116	117	118	119	120

Trace the numbers.




1		3		5		7		9	
11		13		15		17		19	
21		23		25		27		29	
31		33		35		37		39	
41		43		45		47		49	
51		53		55		57		59	
61		63		65		67		69	
71		73		75		77		79	
81		83		85		87		89	
91		93		95		97		99	
101		103		105		107		109	
111		113	114	115	116	117		119	

Trace the numbers. Write in the EVEN numbers.



	2		4		6		8		10
	12		14		16		18		20
	22		24		26		28		30
	32		34		36		38		40
	42		44		46		48		50
	52		54		56		58		60
	62		64		66		68		70
	72		74		76		78		80
	82		84		86		88		90
	92		94		96		98		100
	102		104		106		108		110
	112		114		116		118		120


Trace the numbers. Write in the ODD numbers.



1									
									120


Write in the missing numbers.

CONGRATULATIONS



has done spiderific work in math!

CONGRATULATIONS



has done spiderific work in math!