



ZERO THE HERO STUFF

©TeachWithMe.com



Zero the Hero

Cut him out, glue on purple or green construction paper and laminate. Put next to your poster or poem.



Zero the Hero

Cut him out, glue on purple or green construction paper and laminate.
Put next to your poster or poem.



Zero the Hero comes to school.

Zero the Hero is real cool.

Zero the Hero holds a place.

No other number
should take his space.





Zero The Hero

(To the tune of This Old Man)

This old number,
It means none.

It is even < 1

With a Z-E-R-O

Give yourself a Zip
Hip-Hip for our hero!



Zero The Hero Poem

I'm Zero the Hero and I'd like to say
Hooray for you on your _____ day!
You've put a rubber band around _____ straws.
Clap for yourselves; you deserve a round of
applause!

I'm Zero the Hero who came to visit today.
Let's give a cheer now: Hip-Hip Hooray!
I have a special treat for you that's round and cool,
to help celebrate your _____ day of school!

Thank you - thank you for the treat!
Celebrating zeros is really neat!

_____ days of school, oh Wow!
I'll see you later. Good-bye for now.

**A Zero The Hero
Number Day**



©TeachWithMe.com

**A Zero The Hero
Number Day**




©TeachWithMe.com

**A Zero The Hero
Number Day**




©TeachWithMe.com

**A Zero The Hero
Number Day**



©TeachWithMe.com

**A Zero The Hero
Number Day**



©TeachWithMe.com

©TeachWithMe.com

**A Zero The Hero
Number Day**



©TeachWithMe.com

**A Zero The Hero
Number Day**




©TeachWithMe.com

**A Zero The Hero
Number Day**



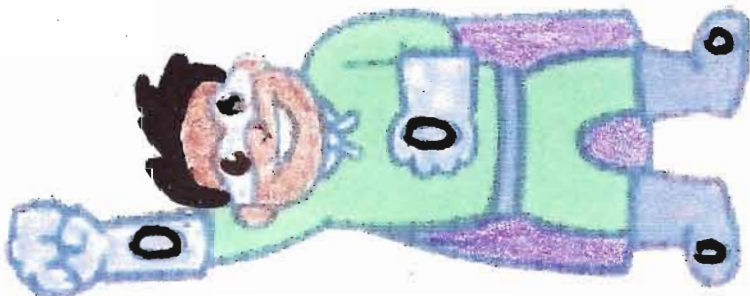
©TeachWithMe.com

**A Zero The Hero
Number Day**



©TeachWithMe.com

**A Zero The Hero
Number Day**



©TeachWithMe.com

©TeachWithMe.com



TRACE and then WRITE

zero zero zero

0 0 0 0 0 0

10 20 30 40

50 60 70 80

90 100

Diane Henderson

©TeachWithMe.com





My Counting To

100 Days Folder


By

Diane






My Counting To
100 Days Folder
By





Happy Zero The Hero

Day of
School



School

Day of

Happy Zero The Hero



Happy Zero The Hero

Day of
School



Happy Zero The Hero

Day of
School

School

Day of


Happy Zero The Hero





Happy Zero The Hero

Day of
School

Diane



100



0

0

0

0

0

0

0

10

10

10

10

10

10

10

20

20

20

20

20

20

20

30

30

30

30

30

30

30

40

40

40

40

40

40

40

50

50

50

50

50

50

50

60

60

60

60

60

60

60

70

70

70

70

70

70

70

80

80

80

80

80

80

80

90

90

90

90

90

90

90

100

100

100

100

100

100

100

20

25

Diane



80

85

55

55

55

5

60

5

60

5

60

10

65

10

65

10

65

15

70

15

70

15

70

20

75

20

75

20

75

25

80

25

80

25

80

30

85

30

85

30

85

35

90

35

90

35

90

40

95

40

95

40

95

45

100

45

100

45

100

50

50

50







Dear Families,

We will be counting up to the 100th Day of school as a fun way to learn to count to 100 and do all sorts of other interesting math extensions.

On our way there we will be making bundles of 10 straws and learning to count to 100 by 10's as part of our calendar time.

Zero the Hero is part of that fun learning experience.

I plan to have a small treat on every 10th day of school. If you would be interested in providing something edible or a simple prize please sign the form below and return it to me by

_____.


This needs to be **very** SIMPLE like a package of Gummi Life Saver Candies, a Baggie of Fruit Loops or a sheet of round stickers. I need

enough for _____ students.

The treat **MUST** be in the **SHAPE** of a **CIRCLE** like a **ZERO**.

As always, if you have any questions, please give me a call. Thanks in advance for making our "0" days and learning extra special.

Educationally Yours,




Yes, I can provide something for A Zero the Hero Day.

Signed: _____

Child's name: _____

He/she will be bringing: _____




Yes, I can provide something for A Zero the Hero Day.

Signed: _____

Child's name: _____

He/she will be bringing: _____



Yes, I can provide something for A Zero the Hero Day.

Signed: _____

Child's name: _____

He/she will be bringing: _____

Hooray! SMILE!

It's a Zero the Hero Day!

It is the _____ day of school.

Place 10 counters on the happy faces. Find the number 10 in the sequence and CIRCLE it. TRACE the numbers. After your paper is checked and you receive a smile face sticker, take it to the stamping center and bingo-dot 10 dots in an ABAB pattern. Yay You!

1 2 3 4 5 6 7 8 9 10



1 2 3 4 5 6
7 8 9 10



Hooray! SMILE!

It's a Zero the Hero Day!

It is the _____ day of school.

Place 20 counters on the happy faces. Find the number 20 in the sequence and CIRCLE it with a RED crayon. Circle all the other zero numbers with a YELLOW crayon. TRACE the numbers. After your paper is checked and you receive a smile face sticker, take it to the stamping center and bingo-dot 20 dots in an ABAB pattern. Yay You!

0 1 2 3 4 5 6 7 8 9 10 11 12
13 14 15 16 17 18 19 20

1 2 3 4 5 6 7

8 9 10 11 12

13 14 15 16

17 18 19 20





Happy 20th Day
of school!

Hooray! SMILE!

It's a Zero the Hero Day!

It is the _____ day of school.


Place 30 counters on the happy faces. Find the number 30 in the sequence and CIRCLE it with a RED crayon. Circle all the other zero numbers with a YELLOW crayon. TRACE the numbers. After your paper is checked and you receive a smile face sticker, take it to the stamping center and bingo-dot 30 dots in an ABAB pattern. Yay You!

0 | 2 3 4 5 6 7 8 9 10 11 12 13 14 15
16 17 18 19 20 21 22 23 24 25 26 27
28 29 30

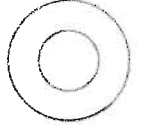
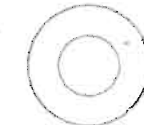


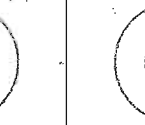
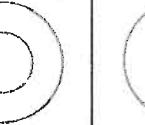
1 2 3 4 5 6 7 8
9 10 11 12 13 14
15 16 17 18 19
20 21 22 23 24
25 26 27 28 29
30



Happy 30th Day of school!
I can count 30 Fruit Loops! Yum Yum!



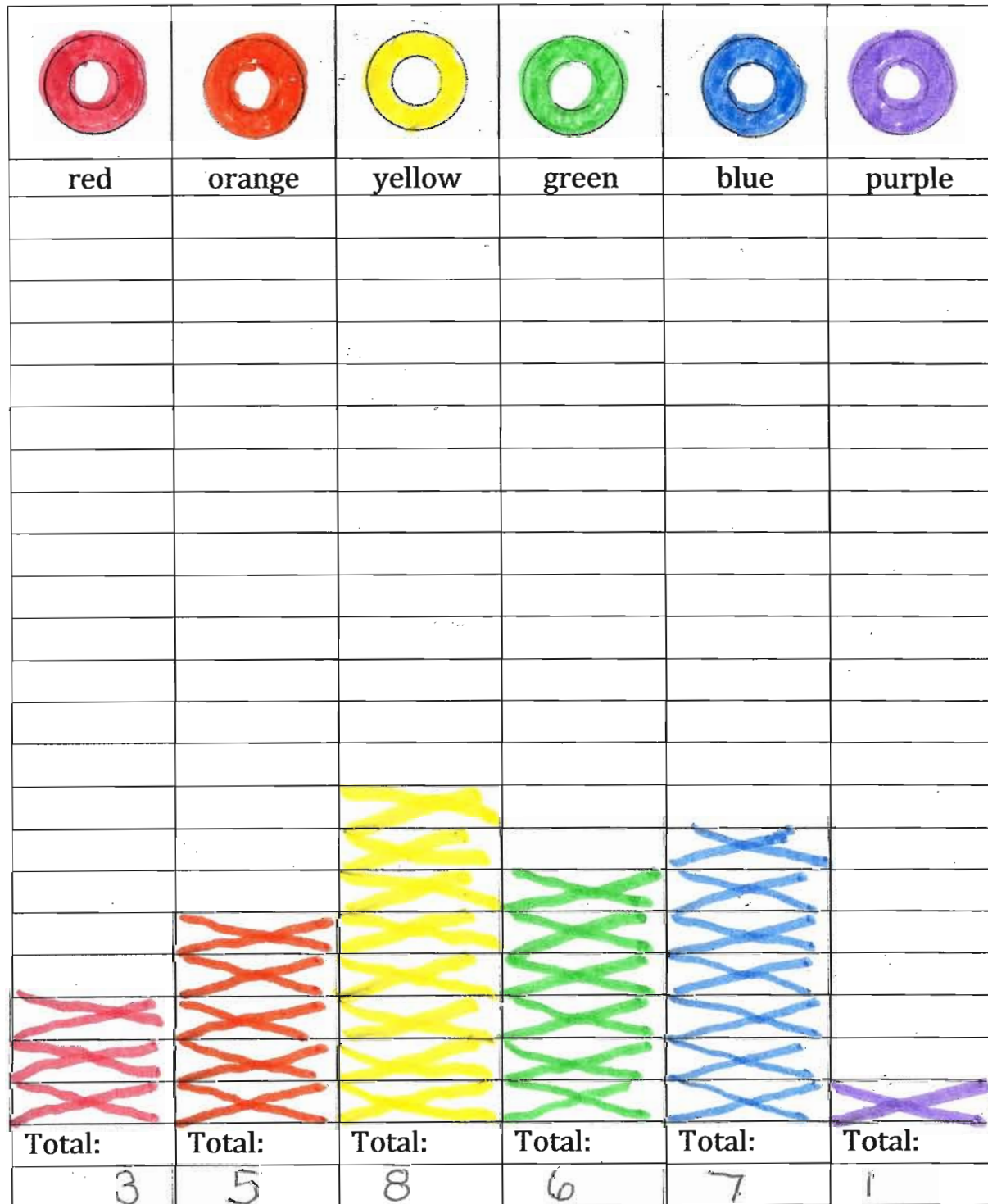
Happy 30th Day
of school!

						
	red	orange	yellow	green	blue	purple
Total:	Total:	Total:	Total:	Total:	Total:	Total:

Color the Froot Loops

Graphing Time

Graph the COLORS of your Froot Loops



Color the Froot Loops

30

Hooray! SMILE!

It's a Zero the Hero Day!

It is the _____ day of school.


Place 40 counters on the happy faces. Find the number 40 in the sequence and CIRCLE it with a RED crayon. Circle all the other zero numbers with a YELLOW crayon. TRACE the numbers. After your paper is checked and you receive a smile face sticker, take it to the stamping center and bingo-dot 40 dots in an ABAB pattern. Yay You!

0 | 2 3 4 5 6 7 8 9 10 11 12 13 14 15 16 17
18 19 20 21 22 23 24 25 26 27 28 29 30 31
32 33 34 35 36 37 38 39 40

1 2 3 4 5 6 7 8 9
10 11 12 13 14 15
16 17 18 19 20 21
22 23 24 25 26 27
28 29 30 31 32 33
34 35 36 37 38 39
40



Happy 40th Day of school!
I can count 40 Cheerios! Yum Yum!



Hooray! SMILE! It's a Zero the Hero Day!
It is the _____ day of school.

Place 50 counters on the happy faces. Find the number 50 in the sequence and CIRCLE it with a RED crayon. Circle all the other zero numbers with a YELLOW crayon. TRACE the numbers. After your paper is checked and you receive a smile face sticker, take it to the stamping center and bingo-dot 50 dots in an ABAB pattern. Yay You!

0 | 2 3 4 5 6 7 8 9 10 11 12 13 14 15 16 17 18 19
20 21 22 23 24 25 26 27 28 29 30 31 32 33 34 35
36 37 38 39 40 41 42 43 44 45 46 47 48 49 50

1 2 3 4 5 6 7 8 9

10 11 12 13 14 15

16 17 18 19 20 21

22 23 24 25 26 27

28 29 30 31 32 33

34 35 36 37 38 39

40 41 42 43 44 45

46 47 48 49 50



Happy 50th Day of school!
I can count 50 pennies!



5						
10	<					
15						
20	<					
25						
30	<					
35						
40	<					
45						
50	<					

Hooray! SMILE! It's a Zero the Hero Day!
It is the _____ day of school.

Place 60 counters on the happy faces. Find the number 60 in the sequence and CIRCLE it with a RED crayon. Circle all the other zero numbers with a YELLOW crayon. TRACE the numbers. After your paper is checked and you receive a smile face sticker, take it to the stamping center and bingo-dot 60 dots in an ABAB pattern. Yay You!

0 1 2 3 4 5 6 7 8 9 10 11 12 13 14 15
16 17 18 19 20 21 22 23 24 25 26 27
28 29 30 31 32 33 34 35 36 37 38 39
40 41 42 43 44 45 46 47 48 49 50 51
52 53 54 55 56 57 58 59 60

1 2 3 4 5 6 7 8
9 10 11 12 13
14 15 16 17 18
19 20 21 22 23
24 25 26 27 28



29 30 31 32 33

34 35 36 37 38

39 40 41 42 43

44 45 46 47 48

49 50 51 52 53


54 55 56 57 58

59 60





Happy 60th Day of school!
I can count 60 pony beads.



Hooray! SMILE! It's a Zero the Hero Day!

It is the _____ day of school.

Place 70 counters on the happy faces. Find the number 70 in the sequence and CIRCLE it with a RED crayon. Circle all the other zero numbers with a YELLOW crayon. TRACE the numbers. After your paper is checked and you receive a smile face sticker, take it to the stamping center and bingo-dot 70 dots in an ABAB pattern. Yay You!

0 1 2 3 4 5 6 7 8 9 10 11 12 13 14 15
16 17 18 19 20 21 22 23 24 25 26 27
28 29 30 31 32 33 34 35 36 37 38 39
40 41 42 43 44 45 46 47 48 49 50 51
52 53 54 55 56 57 58 59 60 61 62 63
64 65 66 67 68 69 70

1 2 3 4 5 6 7 8
9 10 11 12 13
14 15 16 17 18
19 20 21 22 23
24 25 26 27 28



29 30 31 32 33

34 35 36 37 38

39 40 41 42 43

44 45 46 47 48

49 50 51 52 53

54 55 56 57 58

59 60 61 62 63


64 65 66 67 68

69 70



Happy 70th Day of school!

I can count 70 _____.



Hooray! SMILE! It's a Zero the Hero Day!
It is the _____ day of school.

Place 80 counters on the happy faces. Find the number 80 in the sequence and CIRCLE it with a RED crayon. Circle all the other zero numbers with a YELLOW crayon. TRACE the numbers. After your paper is checked and you receive a smile face sticker, take it to the stamping center and color 80 dots in an ABAB pattern. Yay You!

0 | 2 3 4 5 6 7 8 9 | 10 | 11 12 13 14 15 16 17
18 19 20 21 22 23 24 25 26 27 28 29 30 31
32 33 34 35 36 37 38 39 40 41 42 43 44 45
46 47 48 49 50 51 52 53 54 55 56 57 58 59
60 61 62 63 64 65 66 67 68 69 70 71 72 73
74 75 76 77 78 79 80

1 2 3 4 5 6 7 8
9 10 11 12 13 14
15 16 17 18 19
20 21 22 23 24
25 26 27 28 29
30 31 32 33 34



35 36 37 38 39

40 41 42 43 44

45 46 47 48 49

50 51 52 53 54

55 56 57 58 59

60 61 62 63 64

65 66 67 68 69

70 71 72 73 74


75 76 77 78 79

80





Happy 80th Day of school!
I can count 80 _____.



Hooray! SMILE! It's a Zero the Hero Day!
It is the _____ day of school.

Place 90 counters on the happy faces. Find the number 90 in the sequence and CIRCLE it with a RED crayon. Circle all the other zero numbers with a YELLOW crayon. TRACE the numbers. After your paper is checked and you receive a smile face sticker, take it to the stamping center and color 90 dots in an ABAB pattern. Yay You!

0 1 2 3 4 5 6 7 8 9 10 11 12 13 14 15 16 17 18
19 20 21 22 23 24 25 26 27 28 29 30 31 32 33
34 35 36 37 38 39 40 41 42 43 44 45 46 47 48
49 50 51 52 53 54 55 56 57 58 59 60 61 62 63
64 65 66 67 68 69 70 71 72 73 74 75 76 77 78
79 80 81 82 83 84 85 86 87 88 89 90

1 2 3 4 5 6 7 8 9
10 11 12 13 14 15
16 17 18 19 20 21
22 23 24 25 26 27
28 29 30 31 32 33
34 35 36 37 38 39



40 41 42 43 44 45

46 47 48 49 50 51

52 53 54 55 56 57

58 59 60 61 62 63

64 65 66 67 68 69

70 71 72 73 74 75

76 77 78 79 80 81

82 83 84 85 86 87

88 89 90



Happy 90th Day of school!
I can count 90 _____.

10 <      5
     10

20 <      15
     20

30 <      25
     30

40 <      35
     40

50 <      45
     50

60 <      55
     60

70 <      65
     70

80 <      75
     80

90 <      85
     90



Hooray! SMILE! It's a Zero the Hero Day!
It is the _____ day of school.

Place 100 counters on the happy faces. Find the number 100 in the sequence and CIRCLE it with a RED crayon. Circle all the other zero numbers with a YELLOW crayon. TRACE the numbers. After your paper is checked and you receive a smile face sticker, take it to the stamping center and color 100 dots in an ABAB pattern. Yay You!

0 1 2 3 4 5 6 7 8 9 10 11 12 13 14 15 16 17 18
19 20 21 22 23 24 25 26 27 28 29 30 31 32 33
34 35 36 37 38 39 40 41 42 43 44 45 46 47 48
49 50 51 52 53 54 55 56 57 58 59 60 61 62 63
64 65 66 67 68 69 70 71 72 73 74 75 76 77 78
79 80 81 82 83 84 85 86 87 88 89 90 91 92 93
94 95 96 97 98 99 100

1 2 3 4 5 6 7 8 9
10 11 12 13 14 15
16 17 18 19 20 21
22 23 24 25 26 27
28 29 30 31 32 33
34 35 36 37 38 39



40 41 42 43 44 45

46 47 48 49 50 51

52 53 54 55 56 57

58 59 60 61 62 63

64 65 66 67 68 69

70 71 72 73 74 75

76 77 78 79 80 81

82 83 84 85 86 87


88 89 90 91 92 93


94 95 96 97 98 99

100



Happy 100th Day of school!
I can count 100 _____.






Yippy! I'm Zippy.
For short you can call me Zip.
I'm hip.
I'm on a trip.
I zip from here to there
and anywhere...
with a Z or an O

On every 10th day I'll zip on by
To leave you a little note to say "Hi!"
Then see if you can spy ...
The place from my race in space!
If you can find where I am on the map,
Give yourself a ***Slap-Clap-Snap!***
Gotta Go!
I'm a zero.
Gotta zip!
Be hip.
See you next trip...

Zippy


- Zippy's favorite shape is the circle.
- His favorite color is orange.
- His favorite number is 0
- His favorite breakfast food is Cheerios, but he also loves pancakes.
- His favorite snack is Oreo's.
- His favorite lunch is pepperoni pizza.
- His favorite dinner is hamburgers.
- His favorite dessert is a glazed donut.
- His favorite jewelry is a ring.
- His Mother's name is Olivia.
- His Father's name is Oliver.
- Otis and Otto are his brothers.
- He has one sister; her name is Ophelia.
- His pet's name is Oscar. He is an orangutan
- Do you think Zippy likes olives? (Yes he does!)
- His favorite beverage is orange juice.
- His birthstone is the opal because he was born in October on the 10th in Oregon.
- He's most comfortable wearing overalls.
- Zippy enjoys going to the opera.
- His favorite sports team is the Orioles from Baltimore.
- Why do you think Zippy likes these things?
- If you were to make up more information about Zippy, what could you add?



Where in the world is Zippy?




Where's
Zippy
?



News from Zippy!

What has he been up to these last 10 days?









It's A Letter
from Zippy!




Letters from Zippy





Letters
From
Zippy!






It's A Letter
From Zippy!




Letters
From
Zippy!






It's A Letter
From Zippy!




It's A Letter
From Zippy!



It's A Letter
From Zippy!



It's A Letter
From Zippy!



Dear Families,

Pictured above is Zippy.

He is a zero and will be helping us count to the 100th day of school as well as learn a little geography.

Zippy zips around the world, but he only stops at places that start with an O or a Z. Can you guess why?

We will be finding the places Zippy visits on our US and world maps, but I'd like to take this a step farther and have you and your child "travel" there and find out one interesting fact on your trip.

You can easily do this via the Internet. If you don't have access to a computer at home, there is one available here at school or at the local library. You could also just visit the library and look up the destination in a book.

Simply have your child find out a fact that they think their friends might enjoy hearing about, and fill out the attached form.

It is not necessary, but it might be fun, and it would certainly reinforce the study of the letters **O** and **Z**, but the fact might be related to something that starts with those letters or has those letters in them. Such as: *"There is a huge m**On****O**rail in Zurich."*

Feel free to attach a photograph if you think that would make things more educational.

Thanks in advance for your cooperation. I hope you enjoy this quality time with your child and that you too, learn something new, as you travel around the globe with them.

If you have any questions, feel free to give me a call.

Educationally Yours,



Zippy's going to Ohio:
Interesting Fact:



Zippy's going to Oregon:
Interesting Fact:



Zippy's going to Ontario:
Interesting Fact:



Zippy's going to Omaha:
Interesting Fact:



Zippy's going to Oahu:
Interesting Fact:



Zippy's going to Orlando:
Interesting Fact:



Zippy's going to Zimbabwe
Interesting Fact:



Zippy's going to Zambia:
Interesting Fact:



Zippy's going to Zurich:
Interesting Fact:



Zippy's going to New Zealand:
Interesting Fact:



Dear Families,

I will be giving you a clue about the next place that Zippy will be visiting.

Brainstorm with your child by looking at a map or globe to see if you can guess where Zippy will zip off to next.

Help your child write out their guess on the attached form, and submit it to class.

The winners will get a special sticker for their passport.

Thanks in advance for your time and cooperation in helping me to make learning fun!

As always, if you have any questions, feel free to give me a call.

Educationally Yours,



Good Guess
Awards!

Good Guess
Awards!

Good Guess
Awards!

Good Guess
Awards!

Good Guess
Awards!

Good Guess
Awards!

Good Guess
Awards!

Good Guess
Awards!

Good Guess
Awards!

Good Guess
Awards!

Good Guess
Awards!

Good Guess
Awards!

Good Guess
Awards!

Good Guess
Awards!

Good Guess
Awards!

Good Guess
Awards!

Good Guess
Awards!

Good Guess
Awards!

Good Guess
Awards!

Good Guess
Awards!

Good Guess
Awards!

Good Guess
Awards!

Good Guess
Awards!

Good Guess
Awards!

Good Guess
Awards!


Good Guess
Awards!

Good Guess
Awards!

Good Guess
Awards!

Good Guess
Awards!


Good Guess
Awards!




Guessed Correct Stickers for Passport.



Guessed Correct Stickers for Passport.




Guessed Correct Stickers for Passport.



Guessed Correct Stickers for Passport.

Guessed Correct Stickers for Passport.





Name:

Clues: For our 20th day of school Zippy will be in a **Z** place!
It's a hot land-locked country.

My Guess:



Name:

Clues: For our 30th day of school Zippy will be in an **O** place.
It is a state in the USA

My Guess:



Name:

Clues: For our 40th day of school Zippy will be in an **O** place.
It is a Province, and good neighbor.

My Guess:



Name:

Clues: For our 50th day of school Zippy will be in a **Z** place.
It is a Republic.

My Guess:



Name:

Clues: For our 60th day of school Zippy will be in an **O** place.
It is a city in a Midwest state. Warren Buffet lives there. (He was the richest person in the world in the beginning of 2008.)

My Guess:



Name:

Clues: For our 70th day of school Zippy will be in a **Z** place.
It is the wealthiest city in Europe.

My Guess:



Name:

Clues: For our 80th day of school Zippy will be in an **O** place.
It is an island.

My Guess:



Name:

Clues: For our 90th day of school Zippy will be in a **Z** place.
It is an island country in the southwest Pacific Ocean.

My Guess:



Name:

Clues: For our 100th day of school Zippy will be in an **O** place.
It is a city in one of our warmest states. There are 2 O's in this city's name.

My Guess:



Zip along with Zippy **PASSPORT**

©TeachWithMe.com

Materials:

- Construction paper for cover
- 2 different colors of copy paper for pages.
- Glue sticks
- Scissors

Directions:

- Run off the masters on white copy paper except for the stamps.
- You may want to print these in color from your computer. I think it looks better, but there's the cost of ink depending on how many students you have.
- You don't have to use all of the stamps, but I have it planned that you can.
- Children LOVE the stamps & get excited to cut another one or two out and add it to their passport.
- Decide on the colors you want for your passport and pages.
- I chose two colors for my pages because I want to teach an AB AB pattern in September. This is just another way to do that.
- I chose blue for the cover because my passport is navy blue, but you could use your school colors.
- I chose lime green and yellow for my copy paper pages as the Zippy poster that I made is lime green and yellow.
- All three of these colors look fantastic together and are bright and "happy" looking.
- Fold your covers and then cut them out.
- I use a paper cutter for the covers and pages.
- The inside pages & cover are 6 ½ by 4 ½.

- If you take a moment to alternate your pages in the AB AB color pattern and cut only the number of pages each student will need, you will have a packet of pages to insert right away. This is time saving!
- If you use all of the stamps, you will need 8 pages for the passports.
- 4 pages of each color.

Order of pages:

- The first page is the “Secretary of State” eagle page.
- The passport stamp goes in the top right hand corner.
- Students print their name on the line.
- The 2nd page is the photo page. Use your students’ school photo when you get them.
- The round blue plane stamp goes here.
- Children write their name on the side of their photo.
- The 3rd page is the info page.
- The issue date is whatever date you start the program.
- I suggest you start it on the first day of school and start counting!
- Making a passport is a fun center activity for the students to do.
- If you don’t have that much time, have a volunteer help you assemble them (cut and glue) so that students only have to add details.
- If you want them to have the experience cutting and gluing, you might want to do this on day #2 of class.
- The 4th page is the letter page.

Here is the order in which Zippy visits the **O places**:

1. Ohio
2. Oregon
3. Ontario
4. Omah
5. Oahu
6. Orlando

Here is the order in which Zippy visits the **Z places**:

1. Zibabwe
2. Zambia

3. Zurich
4. New Zealand

Here is the **meaning of the stamps**:

- Suitcase: Zippy packed his bags and was off to Ohio
- Car: He drove to Ohio
- Airplane: Zippy got on a plane and flew to Zimbabwe
- Camera: He took pictures of African animals while on safari
- Mountains: Zippy went to Oregon and climbed a mountain.
- Compass: Zippy went to Canada and went hiking.
- Cruise ship: Zippy took a cruise ship to Zambia
- Anchor: When they anchored he went to see a waterfall called VictOria Falls.
- Taxi: Zippy took a taxi in Omaha.
- Binoculars: Zippy went sightseeing in Omaha. He saw an indOOr rainforest at the DOOrly ZOO. What do you think was his favorite animal? The Orangutan of course, but it made him miss Oscar.
- Train: Zippy zips to Zurich and rides the Sydney MOnOrail!
- Submarine: Zippy also visits a submarine.
- Palm tree with umbrella: Zippy goes to Hawaii and sits on the beach.
- Seashell: Zippy goes to a Luau and hears the conch being blown.
- Black ocean liner: Zippy goes to New Zealand and goes whale watching.
- Clock: He has to get up early to take a bOat to explOre MilfOrd SOund.
- Palm tree: Zippy flew back to the USA to OrlandO, FlOrida. It is Zippy's favorite place because it begins and ends with an O and he can see Micky MOuse too! But first he relaxes on the beach from his long trip. How many miles was it from New Zealand to Florida?
- This is 100 Day! So Zippy has lots of fun plans.
- Sailboat: Zippy goes for a sailboat ride.
- Light House: Zippy visits a light house.
- Rocket: Zippy visits the Nassau Space Center to learn about the mOOon.
- Flag: He ends his day at Disney WOlrld watching a parade and firewOrks.

- This is just something that I came up with that I thought would be cute. Tweak this, or dream up something different.
- How much geography time you want to put into this is entirely up to you.
- Geography and learning about other places was something my Y5's needed and weren't getting enough of, because there just wasn't enough time in the day or a place to fit it in. Zippy offers the perfect easy and quick opportunity to learn a bit more about the world around us!
- If you want to expand on this, get parents on board and have them find one fact about the place Zippy will visit, fill out the form, send it back with their child so that they can share it on that particular day of school.
- You could also have them learning about the world by trying to guess the next place they think that Zippy will visit.



PASSPORT

Zippin' Around The World With Zippy



UNITED STATES
OF
AMERICA



Good Guess
Awards!




The Secretary of State of
The United States of America
hereby requests all whom it may concern
to permit the citizen of the United States
named

Diane

to pass without delay or hindrance
and in case of need
to give said citizen
all lawful aid and protection

As they count their way to 100 Day
& Zip with Zippy
around the world!

Signature



0167826

Name: Diane Henderson		
Birth Date: 7-29-53	Hair: Blond	Eyes: Blue
Height: 5'3	Issue Date: September 2011	
Wife/Husband: XXX	Expiration Date: September 2016	
Minors: XXX	Signature Of Bearer: Diane S. Henderson	

IMPORTANT: This passport is not valid until signed by the bearer.



O places I've zipped to:

Ohio
Oregon
Ontario
Omaha
Oahu
Orlando

Z places I've zipped to:

Zimbabwe
Zambia
Zurich
New Zealand



My Stamp Collection:





My Stamp Collection:



My Stamp Collection:





Zippy's CLUE stamps
for envelopes & passports.

PASSPORT

Around The World
Zippin' With Zippy



UNITED STATES
OF
AMERICA

PASSPORT

Around The World
Zippin' With Zippy



UNITED STATES
OF
AMERICA

Name:		
Birth Date:	Hair:	Eyes:
Height:	Issue Date:	
Wife/Husband: XXX	Expiration Date:	
Minors: XXX	Signature Of Bearer:	

IMPORTANT: This passport is not valid until signed by the bearer.

Name:		
Birth Date:	Hair:	Eyes:
Height:	Issue Date:	
Wife/Husband: XXX	Expiration Date:	
Minors: XXX	Signature Of Bearer:	

IMPORTANT: This passport is not valid until signed by the bearer.

G1337826


Glue passport
photo here

Signature

G1337826

Glue passport
photo here

Signature



Stamp for
Photo Page.

Passport.



*The Secretary of State of
The United States of America
hereby requests all whom it may concern
to permit the citizen of the United States
named*

*to pass without delay or hindrance
and in case of need
to give said citizen
all lawful aid and protection*

*As they count their way to 100 Day
& Zip with Zippy
around the world!*



*The Secretary of State of
The United States of America
hereby requests all whom it may concern
to permit the citizen of the United States
named*

*to pass without delay or hindrance
and in case of need
to give said citizen
all lawful aid and protection*

*As they count their way to 100 Day
& Zip with Zippy
around the world!*



O places I've zipped to:

Z places I've zipped to:



O places I've zipped to:


Z places I've zipped to:



My Stamp Collection:




My Stamp Collection:



TRACE and then WRITE the sentence.
Use TWO different colors to make an ABAB pattern on the paper.

Happy 10th Day
of school.

Happy 10th Day
of school.




TRACE and then WRITE the sentence.
Use TWO different colors to make an ABAB pattern on the paper.

Happy 20th Day
of school.

Blank handwriting practice lines for the first section.

Happy 20th Day
of school.


Blank handwriting practice lines for the second section.



TRACE and then WRITE the sentence.
Use TWO different colors to make an ABAB pattern on the paper.

Happy 30th Day
of school.


Happy 30th Day
of school.



TRACE and then WRITE the sentence.
Use TWO different colors to make an ABAB pattern on the paper.

Happy 40th Day
of school.


Happy 40th Day
of school.



TRACE and then WRITE the sentence.
Use TWO different colors to make an ABAB pattern on the paper.

Happy 50th Day
of school.

Happy 50th Day
of school.




TRACE and then WRITE the sentence.
Use TWO different colors to make an ABAB pattern on the paper.

Happy 60th Day
of school.

Blank handwriting practice lines consisting of a solid top line, a dashed middle line, and a solid bottom line.

Happy 60th Day
of school.


Blank handwriting practice lines consisting of a solid top line, a dashed middle line, and a solid bottom line.



TRACE and then WRITE the sentence.
Use TWO different colors to make an ABAB pattern on the paper.

Happy 70th Day
of school.


Happy 70th Day
of school.



TRACE and then WRITE the sentence.
Use TWO different colors to make an ABAB pattern on the paper.

Happy 80th Day
of school.


Happy 80th Day
of school.



TRACE and then WRITE the sentence.
Use TWO different colors to make an ABAB pattern on the paper.

Happy 90th Day
of school.

Happy 90th Day
of school.



TRACE and then WRITE the sentence.
Use TWO different colors to make an ABAB pattern on the paper.

Happy 100th Day
of school.

Blank handwriting practice lines for the first section.

Happy 100th Day
of school.

Blank handwriting practice lines for the second section.

News from Zippy!

What has he been up to these last 10 days?



**I wonder where Zippy could be?
Let's GUESS!**



Name:	Destination:

And the winner this week is *
Because Zippy is in:





Hi!

Dear _____ class!
Happy 10th Day of School.
Happy being cool.

I am in **Ohio.**

Can you find it on the map?
If you can, give yourselves a slap, clap, snap!

Gotta go. Gotta zip! Be hip.
See you next trip!

10 Hugs from,

Zippy

0 0 0 0 0 0 0 0 0 0



Hi!

Dear _____ class!
Happy 20th Day of School.
Happy being cool.

I am in **Zimbabwe**.

Can you find it on the map?
If you can, give yourselves a slap, clap, snap!

Gotta go. Gotta zip! Be hip.
See you next trip!

20 Hugs from,

Zippy

0 0 0 0 0 0 0 0 0 0
0 0 0 0 0 0 0 0 0 0



Oregon

STATE SERIES





Hi!

Dear _____ class!
Happy 30th Day of School.
Happy being cool.

I am in **Oregon.**

Can you find it on the map?

If you can, give yourselves a slap, clap, snap!

Gotta go. Gotta zip! Be hip.
See you next trip!

30 Hugs from,

Zippy

0 0 0 0 0 0 0 0 0 0
0 0 0 0 0 0 0 0 0 0
0 0 0 0 0 0 0 0 0 0



Hi!

Dear _____ class!
Happy 40th Day of School.
Happy being cool.

I am in **Ontario.**

Can you find it on the map?

If you can, give yourselves a slap, clap, snap!

Gotta go. Gotta zip! Be hip.
See you next trip!

40 Hugs from,

Zippy


0 0 0 0 0 0 0 0 0 0
0 0 0 0 0 0 0 0 0 0
0 0 0 0 0 0 0 0 0 0
0 0 0 0 0 0 0 0 0 0

Venn Diagram

DIFFERENT

United States

Canada



SAME



DIFFERENT

- Compare and contrast Canada's flag with the flag of the United States.
- How are they the same?
- How are they different?
- Put your information in the Venn Diagram



Hi!

Dear _____ class!
Happy 50th Day of School.
Happy being cool.

I am in **Zambia.**

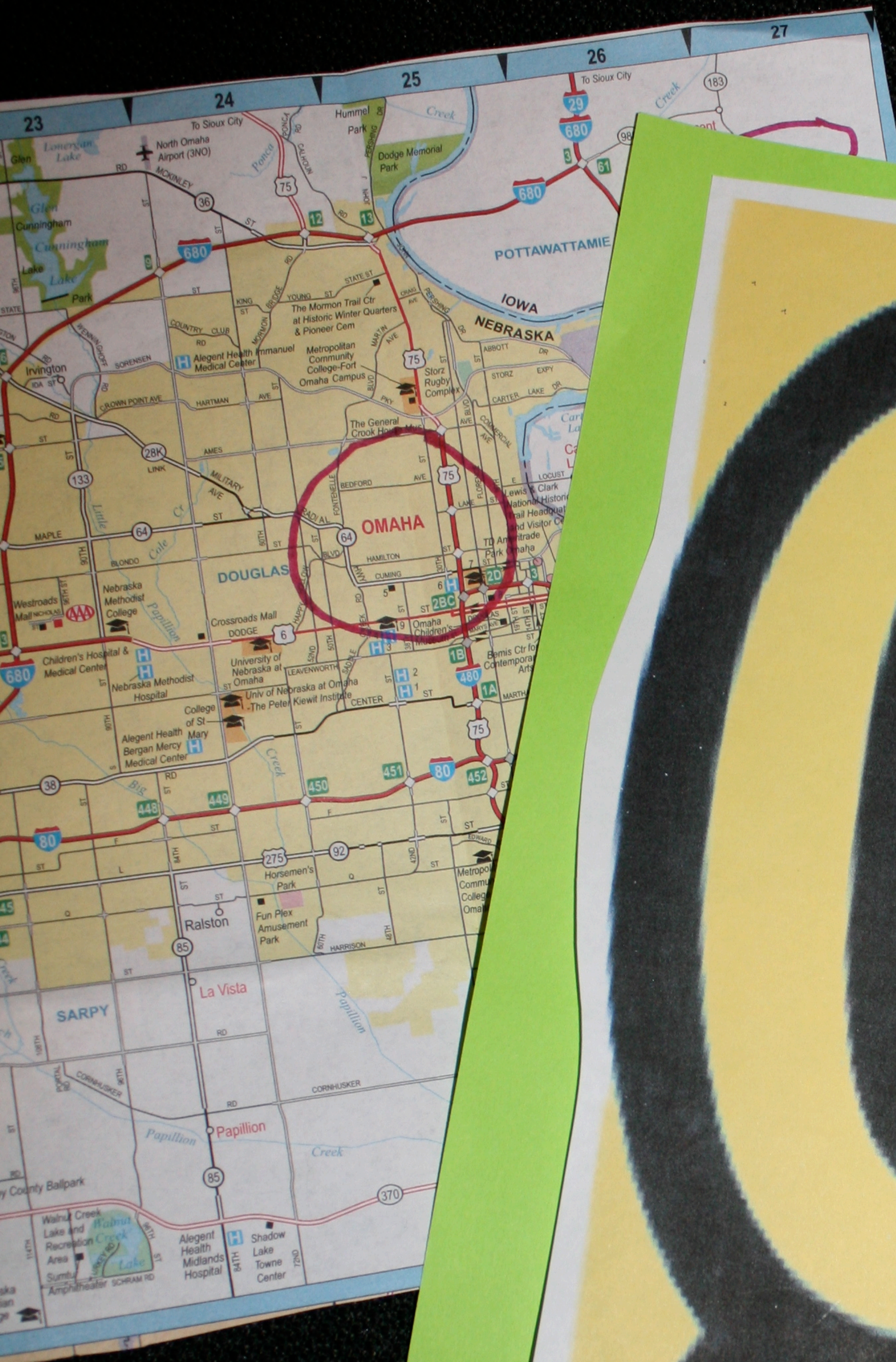
Can you find it on the map?
If you can, give yourselves a slap, clap, snap!


Gotta go. Gotta zip! Be hip.
See you next trip!

50 Hugs from,

Zippy

0 0 0 0 0 0 0 0 0 0
0 0 0 0 0 0 0 0 0 0
0 0 0 0 0 0 0 0 0 0
0 0 0 0 0 0 0 0 0 0
0 0 0 0 0 0 0 0 0 0





Dear _____ class!
Happy 60th Day of School.
Happy being cool.

I am in **Omaha.**

Can you find it on the map?
If you can, give yourselves a slap, clap, snap!

Gotta go. Gotta zip! Be hip.
See you next trip!

60 Hugs from,

Zippy

0 0 0 0 0 0 0 0 0 0
0 0 0 0 0 0 0 0 0 0
0 0 0 0 0 0 0 0 0 0
0 0 0 0 0 0 0 0 0 0
0 0 0 0 0 0 0 0 0 0
0 0 0 0 0 0 0 0 0 0



Hi!

Dear _____ class!

Happy 70th Day of School.

Happy being cool.

I am in **Zurich.**

Can you find it on the map?

If you can, give yourselves a slap, clap, snap!

Gotta go. Gotta zip! Be hip.

See you next trip!

70 Hugs from,

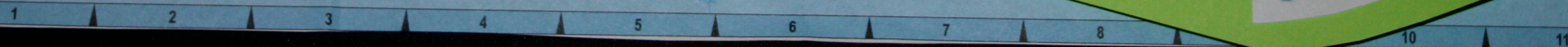
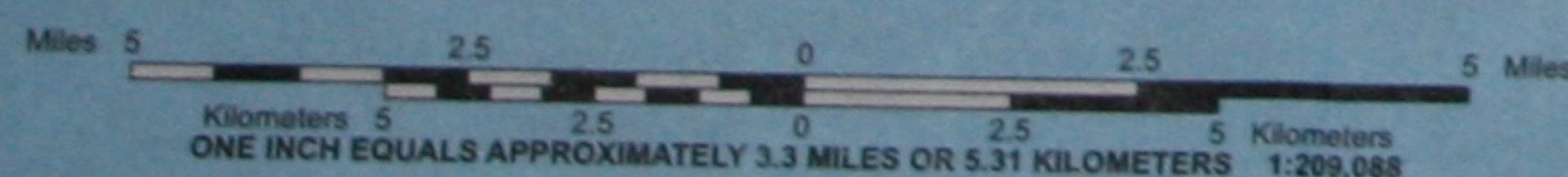
Zippy


0 0 0 0 0 0 0 0 0 0
0 0 0 0 0 0 0 0 0 0
0 0 0 0 0 0 0 0 0 0
0 0 0 0 0 0 0 0 0 0
0 0 0 0 0 0 0 0 0 0
0 0 0 0 0 0 0 0 0 0
0 0 0 0 0 0 0 0 0 0



O'AHU

Ocean





Hi!

Dear _____ class!
Happy 80th Day of School.
Happy being cool.

I am in **Oahu.**

Can you find it on the map?
If you can, give yourselves a slap, clap, snap!

Gotta go. Gotta zip! Be hip.
See you next trip!

80 Hugs from,

Zippy

0 0 0 0 0 0 0 0 0 0
0 0 0 0 0 0 0 0 0 0
0 0 0 0 0 0 0 0 0 0
0 0 0 0 0 0 0 0 0 0
0 0 0 0 0 0 0 0 0 0
0 0 0 0 0 0 0 0 0 0
0 0 0 0 0 0 0 0 0 0
0 0 0 0 0 0 0 0 0 0
0 0 0 0 0 0 0 0 0 0



Hi!

Dear _____ class!
Happy 90th Day of School.
Happy being cool.

I am in **New Zealand**
Can you find it on the map?
If you can, give yourselves a slap, clap, snap!

Gotta go. Gotta zip! Be hip.
See you next trip!

90 Hugs from,


Zippy

0 0 0 0 0 0 0 0 0 0
0 0 0 0 0 0 0 0 0 0
0 0 0 0 0 0 0 0 0 0
0 0 0 0 0 0 0 0 0 0
0 0 0 0 0 0 0 0 0 0
0 0 0 0 0 0 0 0 0 0
0 0 0 0 0 0 0 0 0 0
0 0 0 0 0 0 0 0 0 0
0 0 0 0 0 0 0 0 0 0
0 0 0 0 0 0 0 0 0 0



Orlando Florida

VICINITY SERIES





Hi!

Dear _____ class!

Wow! You made it!

Happy 100th Day of School.

Happy being cool.

I am in **Orlando**

Can you find it on the map?

If you can, give yourselves a slap, clap, snap!

Gotta go. Gotta zip! Be hip.

See you next trip!

100 Hugs from,

Zippy


0 0 0 0 0 0 0 0 0 0 0
0 0 0 0 0 0 0 0 0 0 0
0 0 0 0 0 0 0 0 0 0 0
0 0 0 0 0 0 0 0 0 0 0
0 0 0 0 0 0 0 0 0 0 0
0 0 0 0 0 0 0 0 0 0 0
0 0 0 0 0 0 0 0 0 0 0
0 0 0 0 0 0 0 0 0 0 0
0 0 0 0 0 0 0 0 0 0 0
0 0 0 0 0 0 0 0 0 0 0
0 0 0 0 0 0 0 0 0 0 0

**I wonder where Zippy could be?
Let's GUESS!**



Name:	Destination:


And the winner this week is *
Because Zippy is in:



10



20




30




40




50



60



70






80



90



100

Happy    Day!

Love,


Zippy

Zippy

xO

100





Traveling With

Zippy

A Class Book

By

Handwriting practice lines consisting of three sets of three horizontal lines (top, middle dashed, bottom) for student input.



I think the most
interesting place


we've traveled with
Zippy has been

because



IE

IR



Happy 10th Day!

Fill in the missing numbers.

--	--	--	--	--	--	--	--	--	--

Happy 10th Day!

Fill in the missing numbers.

--	--	--	--	--	--	--	--	--	--

Happy 10th Day!

Fill in the missing numbers.

--	--	--	--	--	--	--	--	--	--

Happy 20th Day!

Fill in the missing numbers.

Happy 20th Day!

Fill in the missing numbers.

Happy 30th Day!

Fill in the missing numbers.

Happy 30th Day!

Fill in the missing numbers.

Happy 40th Day!

Fill in the missing numbers.

[illegible]

Happy 40th Day!

Fill in the missing numbers.

[illegible]

Happy 50th Day!

Fill in the missing numbers.

Happy 60th Day!

Fill in the missing numbers.

Happy 70th Day!

Fill in the missing numbers.

Happy 80th Day!


Fill in the missing numbers.

Happy 90th Day!


Fill in the missing numbers.

Happy 100th Day!

Fill in the missing numbers.



Connect the dots on Zippy,
Count by 10's.



Connect the dots on Zippy,
Count by 5's.



Dear Families,

We will be counting up to the 100th Day of school every day. This offers us a variety of opportunities and ways to count to 100 as well as do other math activities.

One of the things we will be doing is making a ***Counting By 10's*** booklet. Each 10th day of school we'll work on a new page. Zero the Hero helps us celebrate these days.

Students will be putting 10 reinforcement holes (because they look like zeros) on their number zero. (A great fine motor skill as well!)

When we've reached the 100th Day, each child will then have 100 reinforcement holes (zeros) in their booklet! That's a lot of stickers.

If you could, would you please send in a sheet or a package of reinforcement holes to help our class complete this project? It would be greatly appreciated.

Thanks in advance for your cooperation in helping to make math more fun and hands-on.

If you have any questions, feel free to give me a call.

Educationally Yours,

1 2 3 4

5 6 7 8

9

0


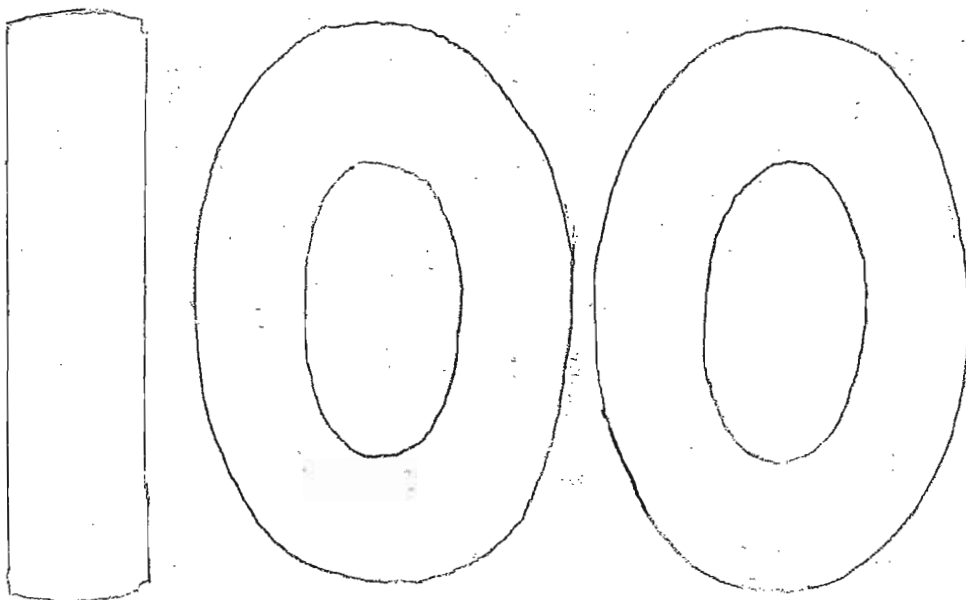
0

0

0

0

0



- You can give your students 2 wiggle eyes,
- one to put inside each zero for their 100th page because they have *"Wiggled their way to 100 Day!"*
- Plus Zippy has wiggle eyes too.
- Have students put 5 reinforcement holes on each zero.


Counting Up To 100 Days Of School



TeachWithMe.com

With Zero The Hero

Happy 10th
day of school!



$$0 + 10 = 10$$

Counting Up To 100 Days Of School



TeachWithMe.com

With Zero The Hero

Counting Up To 100 Days Of School



TeachWithMe.com

With Zero The Hero

Counting Up To 100 Days Of School



TeachWithMe.com

With Zero The Hero

Counting Up To 100 Days Of School



TeachWithMe.com

With Zero The Hero

Happy 10th
day of school!

$$0 + 10 =$$

Happy 10th
day of school!

$$0 + 10 =$$

Happy 20th
day of school!

Happy 20th
day of school!

$$10 + 10 =$$

$$10 + 10 =$$

Happy 30th
day of school!

Happy 30th
day of school!

$$10 + 10 + 10 =$$

$$10 + 10 + 10 =$$

Happy 40th
day of school!

Happy 40th
day of school!

$$0 + 10 + 10 + 10 =$$

$$10 + 10 + 10 + 10 =$$

Happy 50th
day of school!

Happy 50th
day of school!

10+10+10+10+10

10+10+10+10+10

Happy 60th
day of school!

$$10+10+10+10+10+10=$$

Happy 60th
day of school!

$$10+10+10+10+10+10=$$

Happy 70th
day of school!

$$10+10+10+10+10+10+10=$$

Happy 70th
day of school!

$$10+10+10+10+10+10+10=$$

Happy 80th
day of school!

$$10+10+10+10+10+10+10+10=$$

Happy 80th
day of school!

$$10+10+10+10+10+10+10+10=$$

Happy 90th
day of school!

Happy 90th
day of school!

$$10+10+10+10+10+10+10+10+10=$$

$$10+10+10+10+10+10+10+10+10=$$

Happy 100th
day of school!

$10+10+10+10+10+10+10+10+10+10=$

100 zero-stickers in my booklet!

Happy 100th
day of school!

$10+10+10+10+10+10+10+10+10+10=$

100 zero-stickers in my booklet!



Happy

100

Day!

Happy

100

Day!



Happy

100

Day!



Happy

100

Day!

Graphing Time

Which 100-Day counting character did you like best?



Zero The Hero



Zippy The Traveling Zero

[illegible]

Total:	Total:

100 100 100 Congratulations!

_____ has successfully participated in our
Counting Up To 100 Days With Zero The Hero
theme. Great work!



Teacher: _____

Date: _____

000
100 100 100
Congratulations!

has successfully participated in **Zippin' Around
The World With Zippy.** Great work!



Teacher: _____

Date: _____

Dear Families,

Just a note to thank you
for assisting me these past few months
by helping your child learn to count to 100,
by spending time with them looking for places
that started with a **Z** or an **O**,
sending in guesses and facts,
or perhaps you provided a 10th Day Snack etc.

Your efforts helped to make these past days
extremely educational as well as fun.

The children had a terrific time today.
Ask them about the activities they did, and take
a moment to look at all of the goodies they
are bringing home,
including their "way cool" passport!

Thank you again for zippin'
around the world with Zippy;
I really appreciate all of your effort.

Educationally Yours,



Dear Families,

Just a note to thank you
for assisting me these past few months
by helping your child learn to count to 100,
by spending time with them looking for places
that started with a **Z** or an **O**,
sending in guesses and facts,
or perhaps you provided a 10th Day Snack etc.

Your efforts helped to make these past days
extremely educational as well as fun.

The children had a terrific time today.
Ask them about the activities they did, and take
a moment to look at all of the goodies they
are bringing home,
including their "way cool" passport!

Thank you again for zippin'
around the world with Zippy;
I really appreciate all of your effort.

Educationally Yours,

