


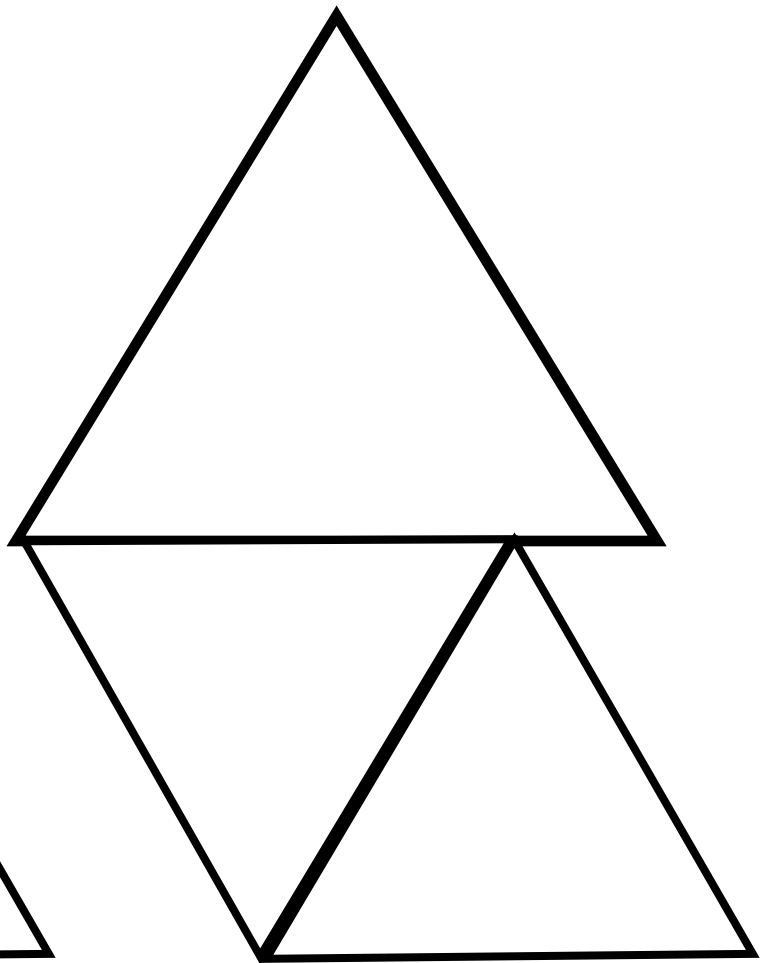
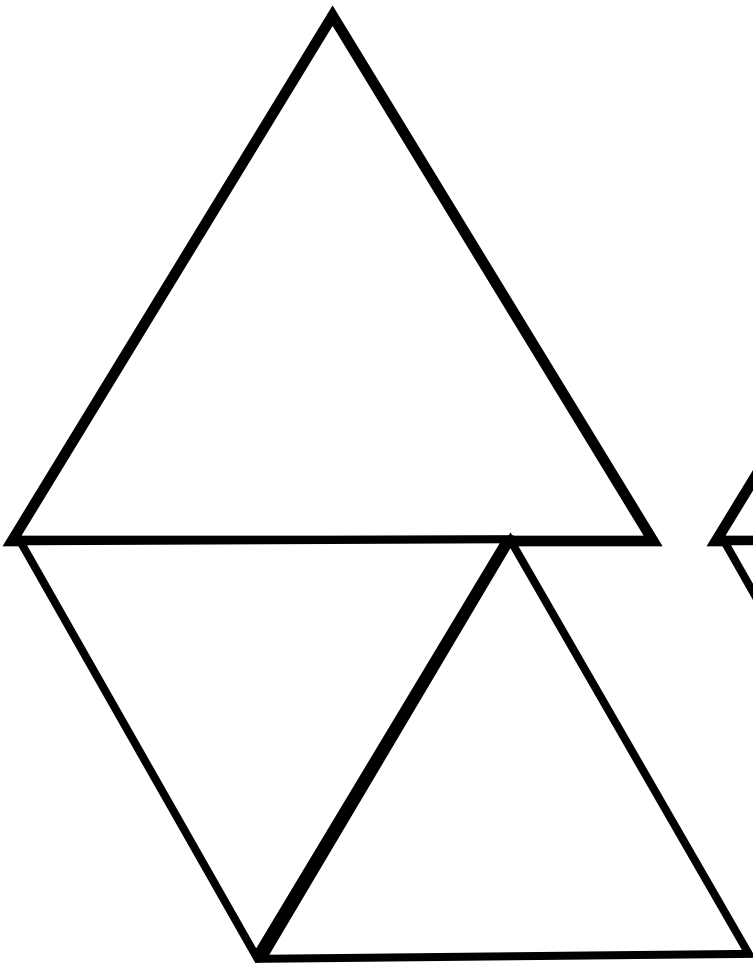
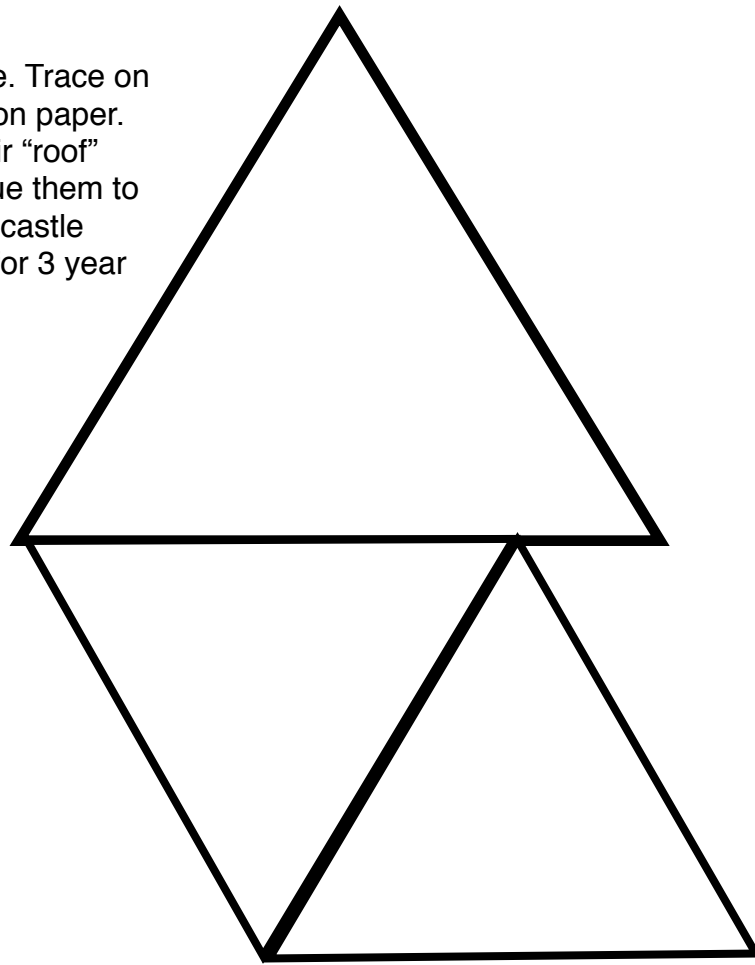
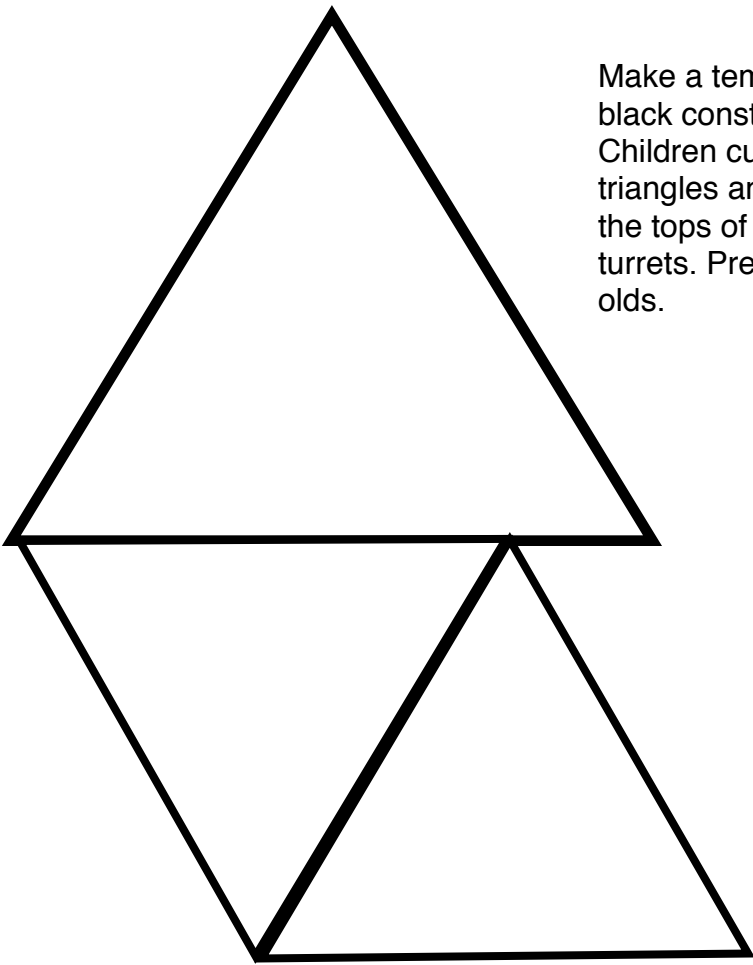
"Lord
you are my
strength."
Psalms 18:1

The LORD [is] my rock,
and my fortress,
and my deliverer;
My God, my strength,
in whom I will trust...
Psalms 18:2

Run off on gray paper.
Students cut the door so that it
opens.
Glue verse to the back of the castle
so that the verse can be read when
child opens the door.



Make a template. Trace on black construction paper. Children cut their "roof" triangles and glue them to the tops of their castle turrets. Pre-cut for 3 year olds.



[illegible]

Run the verse off on white copy paper. Cut out. Students glue to the large middle “roof” triangle.

**The LORD [is] my rock,
and my fortress,
and my deliverer;
my God, my strength,
in whom I will trust...**

Psalms 18:2

**The LORD [is] my rock,
and my fortress,
and my deliverer;
my God, my strength,
in whom I will trust...**

Psalms 18:2

**The LORD [is] my rock,
and my fortress,
and my deliverer;
my God, my strength,
in whom I will trust...**

Psalms 18:2

**The LORD [is] my rock,
and my fortress,
and my deliverer;
my God, my strength,
in whom I will trust...**

Psalms 18:2

**The LORD [is] my rock,
and my fortress,
and my deliverer;
my God, my strength,
in whom I will trust...**

Psalms 18:2

**The LORD [is] my rock,
and my fortress,
and my deliverer;
my God, my strength,
in whom I will trust...**

Psalms 18:2

**The LORD [is] my rock,
and my fortress,
and my deliverer;
my God, my strength,
in whom I will trust...**

Psalms 18:2

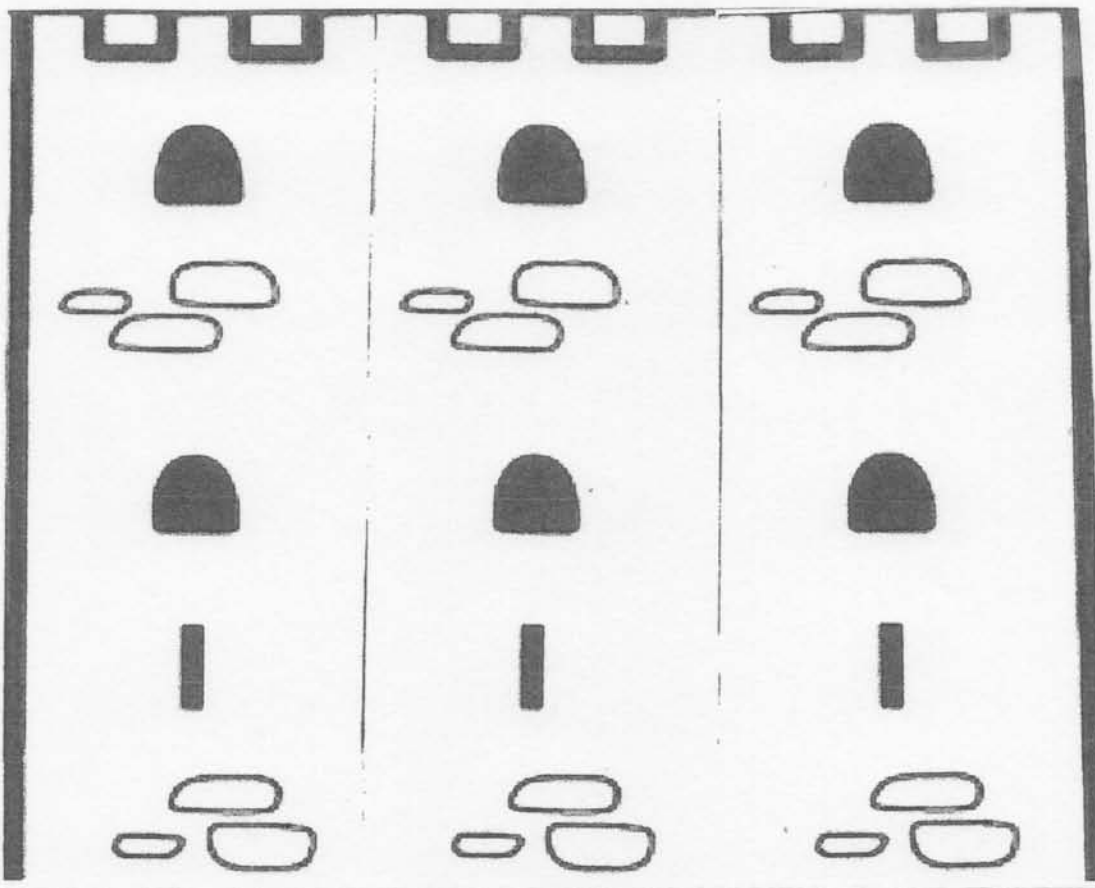

Run off on white paper.
Cut out so that you have an edge to
put glue on.
Glue this "door" verse to the back of
the castle so that you can read it
when children open the outside
castle door.

Turrets. Run off on gray construction paper.
cut out. Roll into the shape ^{size} of a toilet paper

roll.

Staple
top & Bottom


Staple to
the Flat
Castle on
either
side.







Run off on yellow construction paper and cut out.
You do not have to cut each individual peak, just straight across.
Staple a strip of card stock, or bulletin board boarder to the bottom.
This will be wrapped around a child's head and stapled so that it fits.
Staple so that the picky points are in front and not touching a child's forehead or
catching in their hair.
Children decorate with flat-backed rhinestones and glitter or glitter glue.



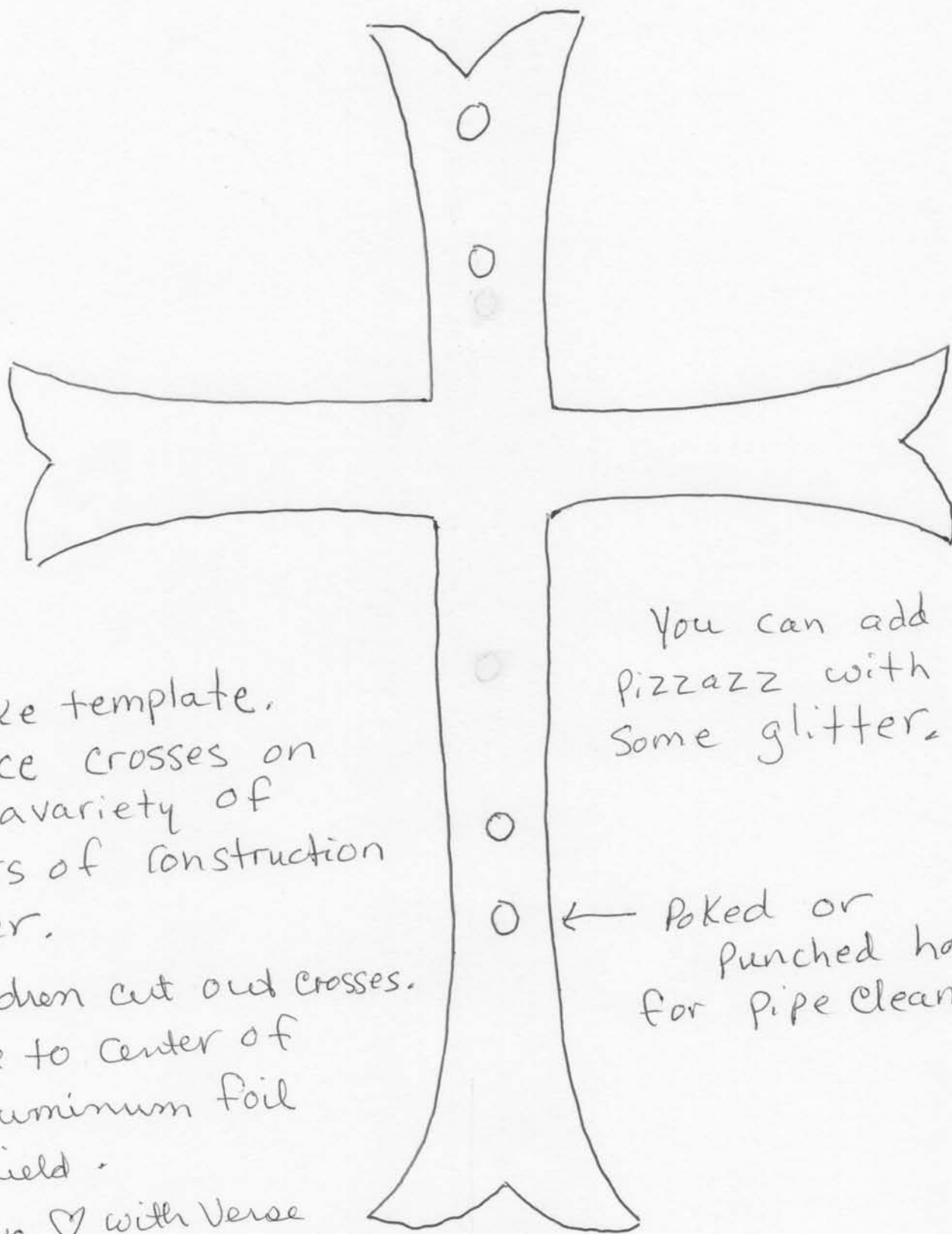
The LORD is my strength
and my shield,
my heart trusts in Him,
and I am helped.
-Psalms 28:7

Shield

① Make a template.
Trace onto Tagboard
or Cardstock.
Cover with aluminum
foil

② Glue cross
Glue ♥ w
verse to center.
Punch holes.
Insert pipe cleaner - Make
a circle "hand hold."

Shield



Make template.
Trace crosses on
a variety of
colors of construction
paper.


Children cut out crosses.
Glue to center of
aluminum foil
shield.

Glue ♥ with Verse
to center of cross



Punch holes on cross. Insert Pipe Cleaner.
Make a circular "handle."

You can add
pizzazz with
some glitter.

← Poked or
Punched holes
for pipe cleaner.




Make template. Cut out a
variety of colors.

Glue Verse to 
Glue  to middle of cross
Glue Cross to shield after it
has aluminum foil on it.


Run off on white copy paper and cut out. Children glue to the center of their heart. They glue their heart to the center of the cross. They glue the cross to the shield after it has been covered in aluminum foil.

<p>The LORD is my strength and my shield, my heart trusts in Him, and I am helped. -Psalms 28:7</p>	<p>The LORD is my strength and my shield, my heart trusts in Him, and I am helped. -Psalms 28:7</p>	<p>The LORD is my strength and my shield, my heart trusts in Him, and I am helped. -Psalms 28:7</p>
<p>The LORD is my strength and my shield, my heart trusts in Him, and I am helped. -Psalms 28:7</p>	<p>The LORD is my strength and my shield, my heart trusts in Him, and I am helped. -Psalms 28:7</p>	<p>The LORD is my strength and my shield, my heart trusts in Him, and I am helped. -Psalms 28:7</p>
<p>The LORD is my strength and my shield, my heart trusts in Him, and I am helped. -Psalms 28:7</p>	<p>The LORD is my strength and my shield, my heart trusts in Him, and I am helped. -Psalms 28:7</p>	<p>The LORD is my strength and my shield, my heart trusts in Him, and I am helped. -Psalms 28:7</p>
<p>The LORD is my strength and my shield, my heart trusts in Him, and I am helped. -Psalms 28:7</p>	<p>The LORD is my strength and my shield, my heart trusts in Him, and I am helped. -Psalms 28:7</p>	<p>The LORD is my strength and my shield, my heart trusts in Him, and I am helped. -Psalms 28:7</p>
<p>The LORD is my strength and my shield, my heart trusts in Him, and I am helped. -Psalms 28:7</p>	<p>The LORD is my strength and my shield, my heart trusts in Him, and I am helped. -Psalms 28:7</p>	<p>The LORD is my strength and my shield, my heart trusts in Him, and I am helped. -Psalms 28:7</p>



I shine for
Jesus!
He is my
strength!

Make a template.
Trace star on foam and cut out.
Glue verse to star.
Make 2 slits in the foam.
Insert straw.
Tie with curling ribbon at the base and curl ribbon.
Can add rhinestones and glitter for pizzazz.





Don't worry
about anything.
Instead,
pray about
everything.
Philippians 4:6

Prayer
helps us
stand
strong!



Run off on red construction paper, cut out. Glue to the hand wherever the child wants to put it.

Run off on white copy paper. Cut out.
Students glue to the inside palm of their hand.

Prayer
helps us
stand
STRONG!

Prayer
helps us
stand
STRONG!

Prayer
helps us
stand
STRONG!

Prayer
helps us
stand
STRONG!

Prayer
helps us
stand
STRONG!

Prayer
helps us
stand
STRONG!

Prayer
helps us
stand
STRONG!

Prayer
helps us
stand
STRONG!

Prayer
helps us
stand
STRONG!

Prayer
helps us
stand
STRONG!

Prayer
helps us
stand
STRONG!

Prayer
helps us
stand
STRONG!

Prayer
helps us
stand
STRONG!

Prayer
helps us
stand
STRONG!

Prayer
helps us
stand
STRONG!

Prayer
helps us
stand
STRONG!

Prayer
helps us
stand
STRONG!

Prayer
helps us
stand
STRONG!

Prayer
helps us
stand
STRONG!

Prayer
helps us
stand
STRONG!

The Bible helps us stand strong!

The Bible
helps us
stand strong.
"Your word
is a lamp
to guide
my feet
and a light
for my path."
Psalm 119:105

Name _____

Cut along the red dashed line.

<p>The Bible helps us stand strong. ""Your word is a lamp to guide my feet and a light for my path." Psalm 119:105</p>	<p>The Bible helps us stand strong. ""Your word is a lamp to guide my feet and a light for my path." Psalm 119:105</p>	<p>The Bible helps us stand strong. ""Your word is a lamp to guide my feet and a light for my path." Psalm 119:105</p>	<p>The Bible helps us stand strong. ""Your word is a lamp to guide my feet and a light for my path." Psalm 119:105</p>
<p>The Bible helps us stand strong. ""Your word is a lamp to guide my feet and a light for my path." Psalm 119:105</p>	<p>The Bible helps us stand strong. ""Your word is a lamp to guide my feet and a light for my path." Psalm 119:105</p>	<p>The Bible helps us stand strong. ""Your word is a lamp to guide my feet and a light for my path." Psalm 119:105</p>	<p>The Bible helps us stand strong. ""Your word is a lamp to guide my feet and a light for my path." Psalm 119:105</p>
<p>The Bible helps us stand strong. ""Your word is a lamp to guide my feet and a light for my path." Psalm 119:105</p>	<p>The Bible helps us stand strong. ""Your word is a lamp to guide my feet and a light for my path." Psalm 119:105</p>	<p>The Bible helps us stand strong. ""Your word is a lamp to guide my feet and a light for my path." Psalm 119:105</p>	<p>The Bible helps us stand strong. ""Your word is a lamp to guide my feet and a light for my path." Psalm 119:105</p>

Trace each child's foot with their shoe on.

Run this verse off on white copy paper, cut and glue to the middle of the foot.

Attach the foot to their paper lantern.