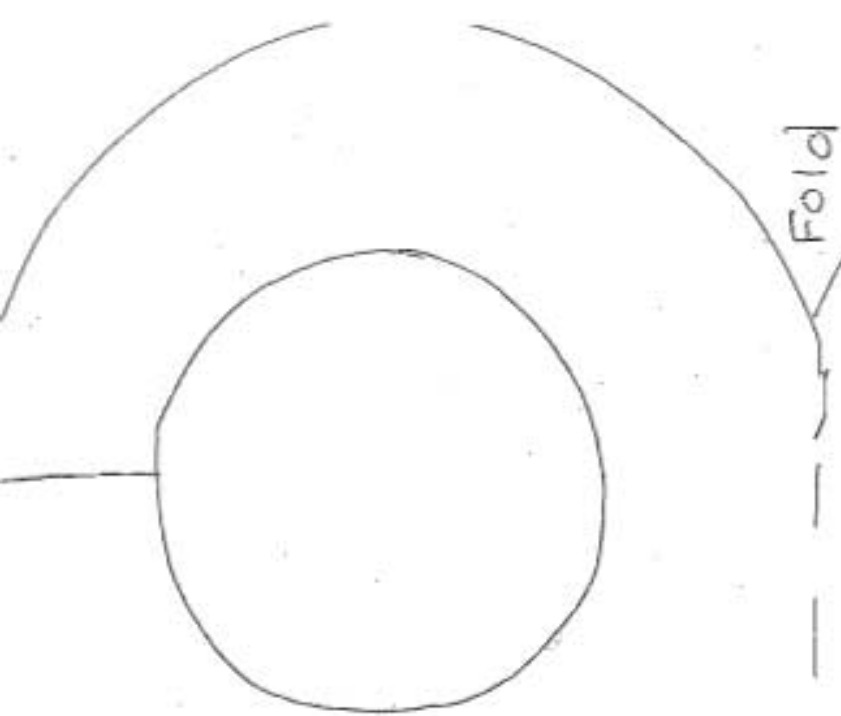


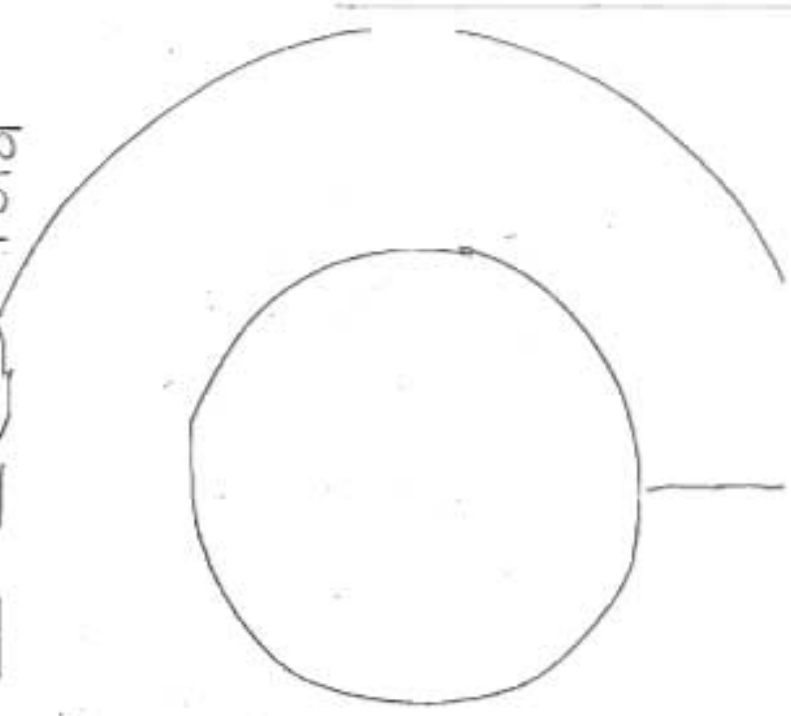


Dinosaurs

Dinosaur Unit I
©TeachWithMe.com



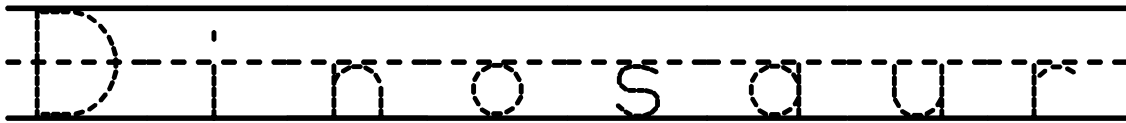
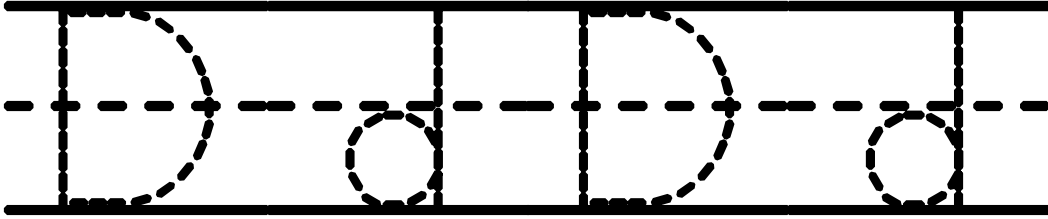
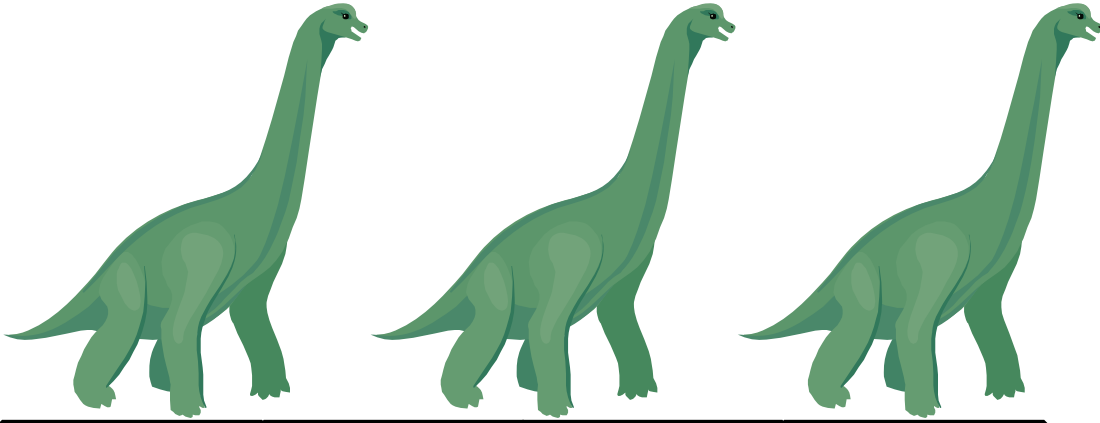
Fold



Do NOT Disturb!


**ENTER at your
own risk!**





Write some Dd's on your own on the bottom.

WRITE your name on the TOP of the paper.
FIND your name in the picture and CIRCLE it.





Bingo Dot

Choose 2 colors and make an ABAB PATTERN.

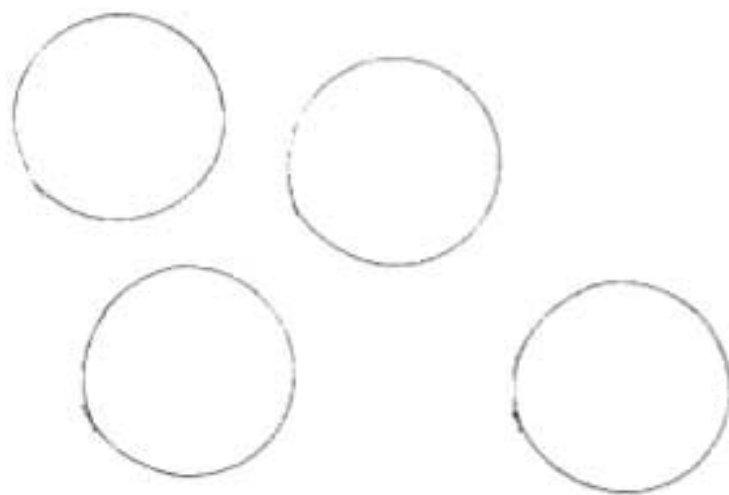


$$3 + 2 =$$

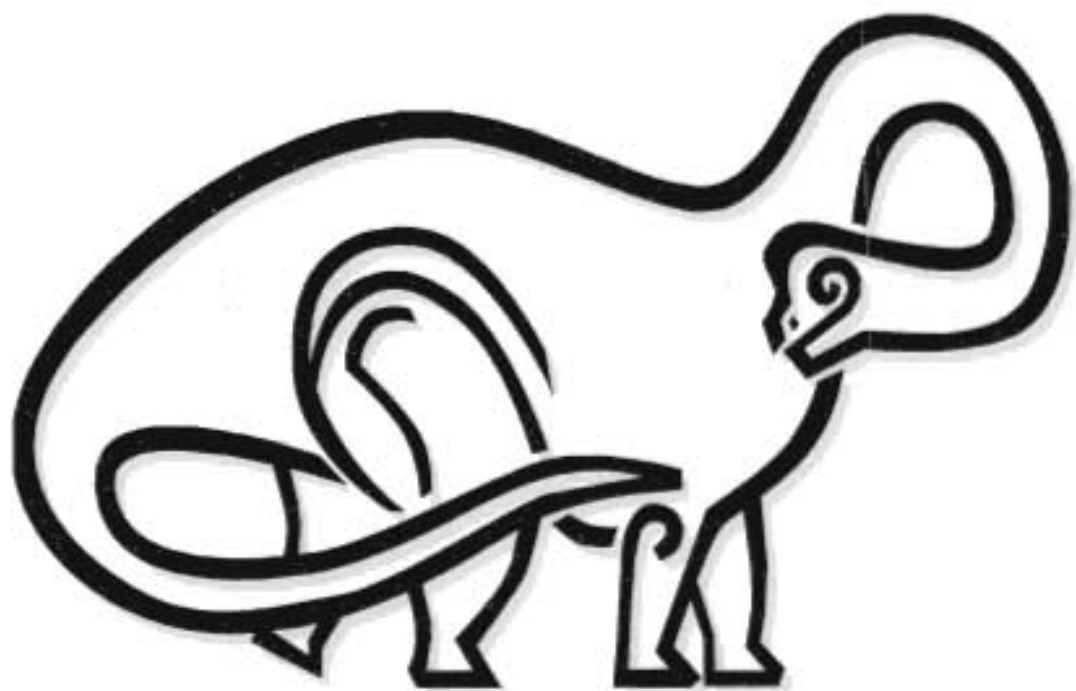
Bingo Dot a Group/Set of 5

Choose 2 colors. Dot 4 circles 1 color and 1 circle the other color,
OR 3 one color and 2 the other color. **CIRCLE** the equation you chose.

$$4 + 1 = 5 \quad 3 + 2 = 5$$



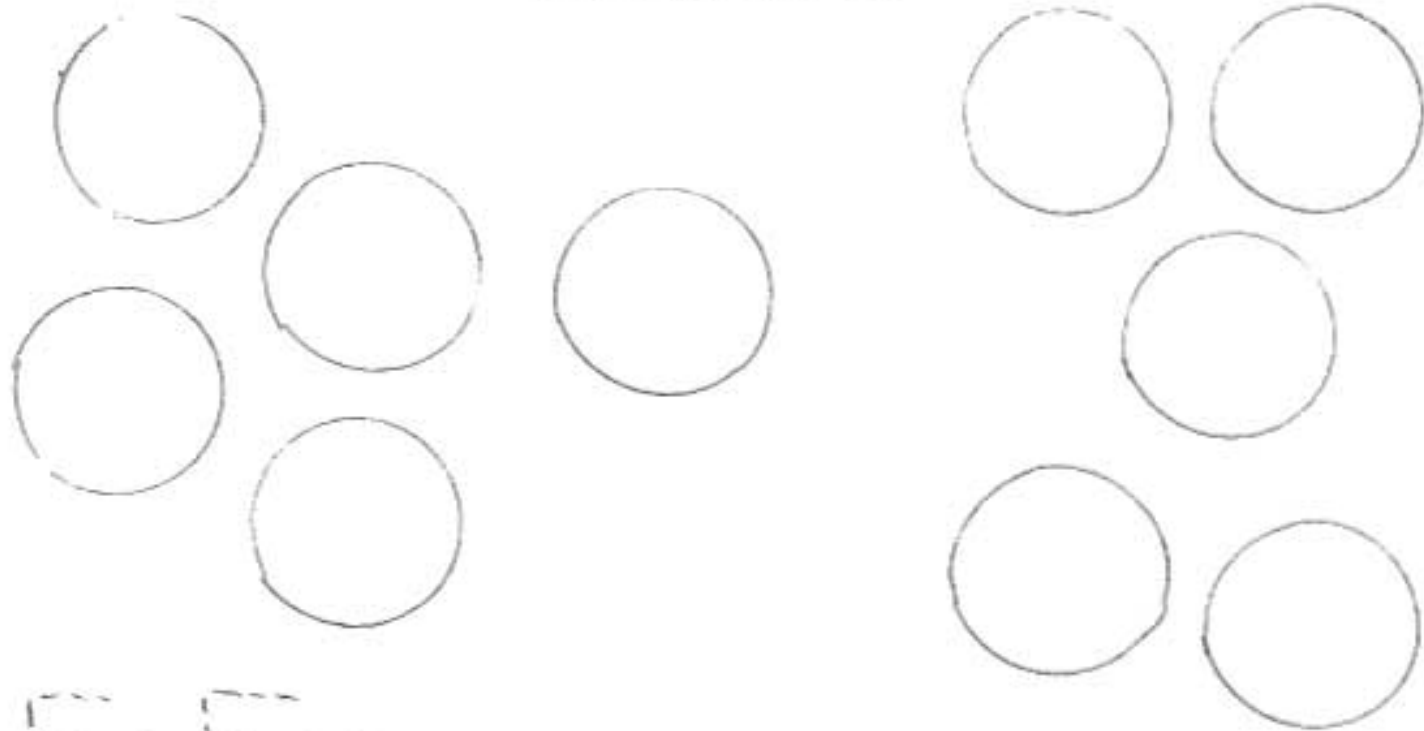
$$4 + 1 =$$




Bingo Dot a Group/Set of 10

Choose 2 colors. Dot 5 circles 1 color and the other 5 circles the other color,

5+5 again, 5+5=10




$$5+5=$$




Bingo Dot a Group/Set of _____.
Choose 2 colors. Here is the equation:



Dinky
The Dot-to-Dot Dinosaur





Dinosaurs on a roll!



Directions:

- ❖ Choose a partner.
- ❖ Roll the dice.
- ❖ Low number goes 1st.
- ❖ Whatever number you roll, color in that circle.
- ❖ Take turns rolling the dice with your partner.
- ❖ If you've already colored in that number, it becomes your partner's turn.
- ❖ The 1st one to color in all of their circles is the winner!

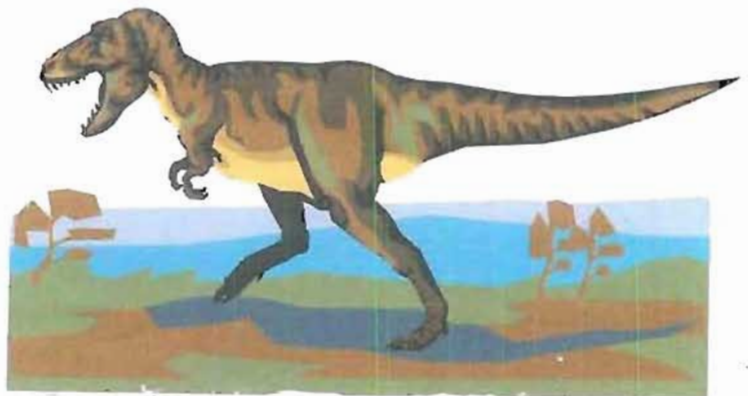
On An Addition & Subtraction Roll




Directions:

- Choose a partner.
- Roll the dice.
- High number goes 1st.
- Roll the dice.
- You may add or subtract the dice to get a number.
- Color in that numbered circle on your paper.
- Write the equation on the back of the paper.
- The 1st player to color in all of their numbers is the winner.


©TeachWithMe.com






I Spy!

Please play I Spy with me.
See how well I know my numbers.



I Spy!

Please play I Spy with me.
See how well I know my numbers.




D is for **d**ino-mite **d**inosaurs! But there are numbers and letters that look like a d. Don't be fooled! CIRCLE only the upper and lowercase d's. There are 10. Can you find them all?

TRACE the Dd in the corner.



Listening & Following Directions.

1. WRITE your name on the bottom of the paper.
2. TRACE the dinosaur GREEN.
3. Put an X in the middle of the dinosaur.
4. COLOR the heart on the dinosaur RED.
5. COLOR the humped-plates on the dinosaur BLUE.
6. COLOR the eyes of the dinosaur YELLOW



Name

Listening & Following Directions.

1. WRITE your name on the bottom of the paper.
2. TRACE the dinosaur GREEN.
3. Put an X in the middle of the dinosaur.
4. COLOR the heart on the dinosaur RED.
5. COLOR the humped-plates on the dinosaur BLUE.
6. COLOR the eyes of the dinosaur YELLOW



Put a GREEN X on the correct number of dinosaurs
To MATCH the number next to them.

1




2





3



4



5



Number Fun!

CIRCLE the correct number of dinosaurs to match the number in the row next to it.

1



2



3





4




5



 **Number Fun!**





COUNT the same kind of dinosaurs. Put that many X's in the row next to it.
Use a DIFFERENT color crayon for each kind of dinosaur.


GRAPHING



GRAPHING

COUNT the same kind of dinosaurs. Put that many X's in the row next to it.
Use a DIFFERENT color crayon for each kind of dinosaur.

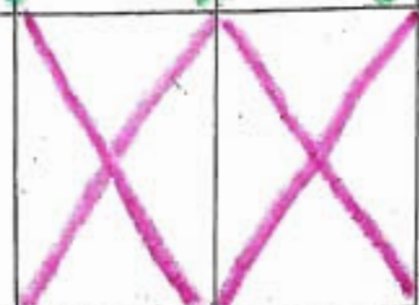

Tally Ho!



I like dinosaurs.

I don't like dinosaurs.


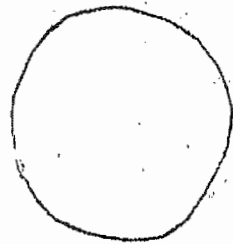





GRAPHING

Color the shapes to match the colors on the picture. Count the shapes; mark that many X's in the box. Make the X's the same color as the shapes. Graph the picture.







GRAPHING

Color the shapes to match the colors on the picture. Count the shapes; mark that many X's in the box. Make the X's the same color as the shapes. Graph the picture.

MORE THAN & LESS THAN

CIRCLE the group that has MORE dinosaurs.
This group is greater than the other group.

$$8 > 7$$




CIRCLE the group/set that has LESS dinosaurs. This group is less than the other group.




$$3 < 4$$



1



2





3



4



5



Match the number to the group/set.
Use a DIFFERENT color for each one.




6




7



8



9



10

Match the number to the group/set.
Use a DIFFERENT color for each one.

2



4



3



6




5



1



Put an X on the number of dinosaurs that matches the number in the row next to them.



©TeachWithMe.com

1

2

3

4

5

CUT out the dinosaur rectangles. Attach them to their matching swamp by gluing them to the bottom of their matching number.

Ordinal Numbers


Directions:

- ❖ Circle the second dinosaur.
- ❖ Put an X on the first dinosaur.
- ❖ Underline the fourth dinosaur.
- ❖ Put a square on the third dinosaur.





©TeachWithMe.com





Complete The PATTERN.




Similarities & Differences

There is a spy, one that is different, in each row. Zap it with an X.







small



medium




large



large

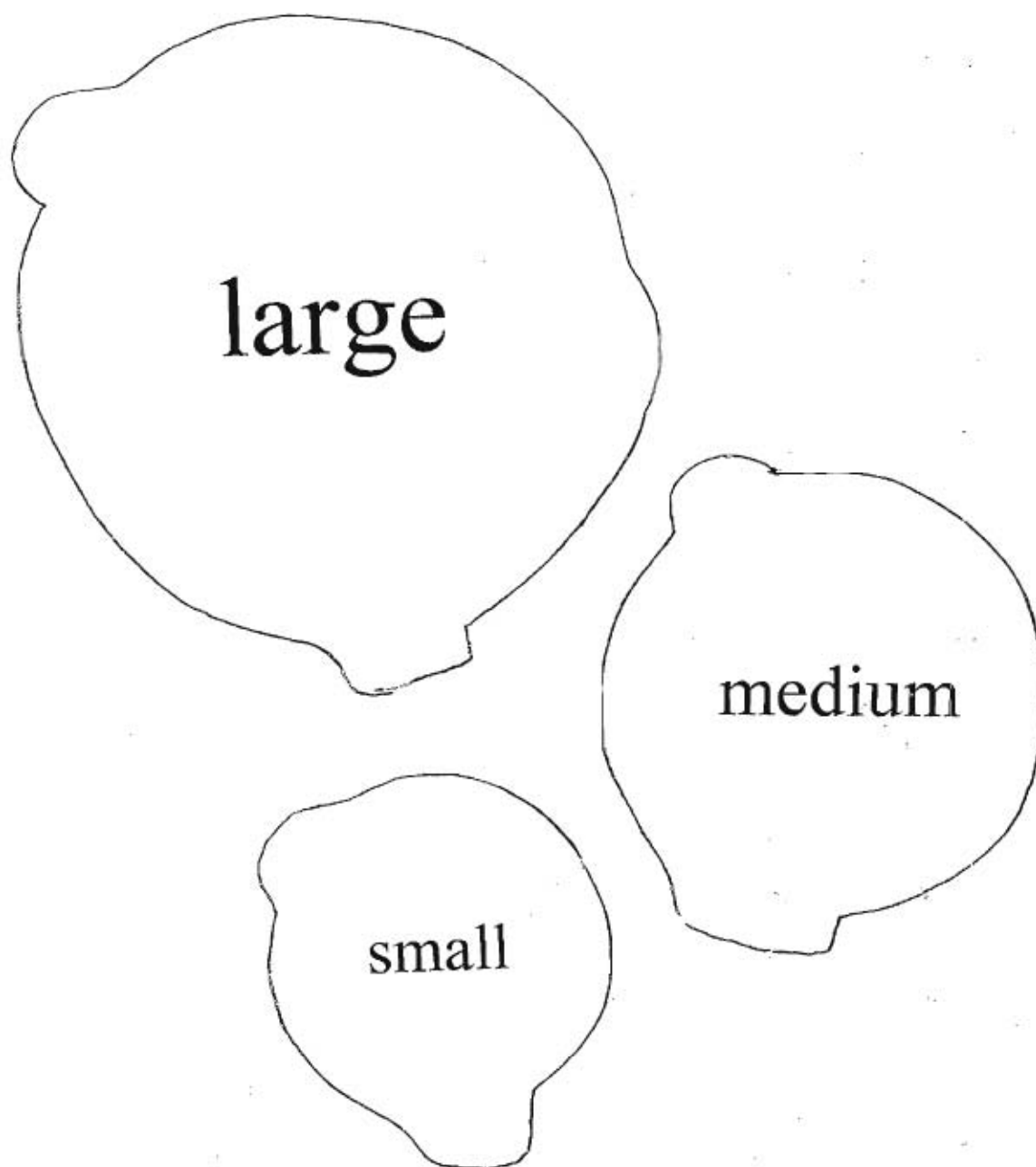





medium



small


Dinosaurs came in many shapes, sizes and colors. Here is a small, medium and large Raptor. Cut and glue the pieces to the correct spaces.






Dinosaur
Tall-Taller-Tallest
Skill Sheet


Some dinosaurs were very tall, as tall as 3-story buildings!
Please put these small, medium and large dinosaurs in order of
tall-taller and tallest!



tall



taller




tallest

Sorting

Here are some things you can do with these dinosaurs.

Your teacher will tell you what she wants you to do with your dinosaur.

- ❖ **CUT** out the dinosaurs below and sort them into **small** and **large** piles.
- ❖ Sequence the numbers. Put them in order from 1-10
- ❖ Put all the **EVEN** numbers in one pile.
- ❖ Put all the **ODD** numbers in another pile.
- ❖ **GLUE** your dinosaurs in a group of how your teacher wants you to glue them.



Sorting Sheet:

Small

Large

Sorting Sheet:

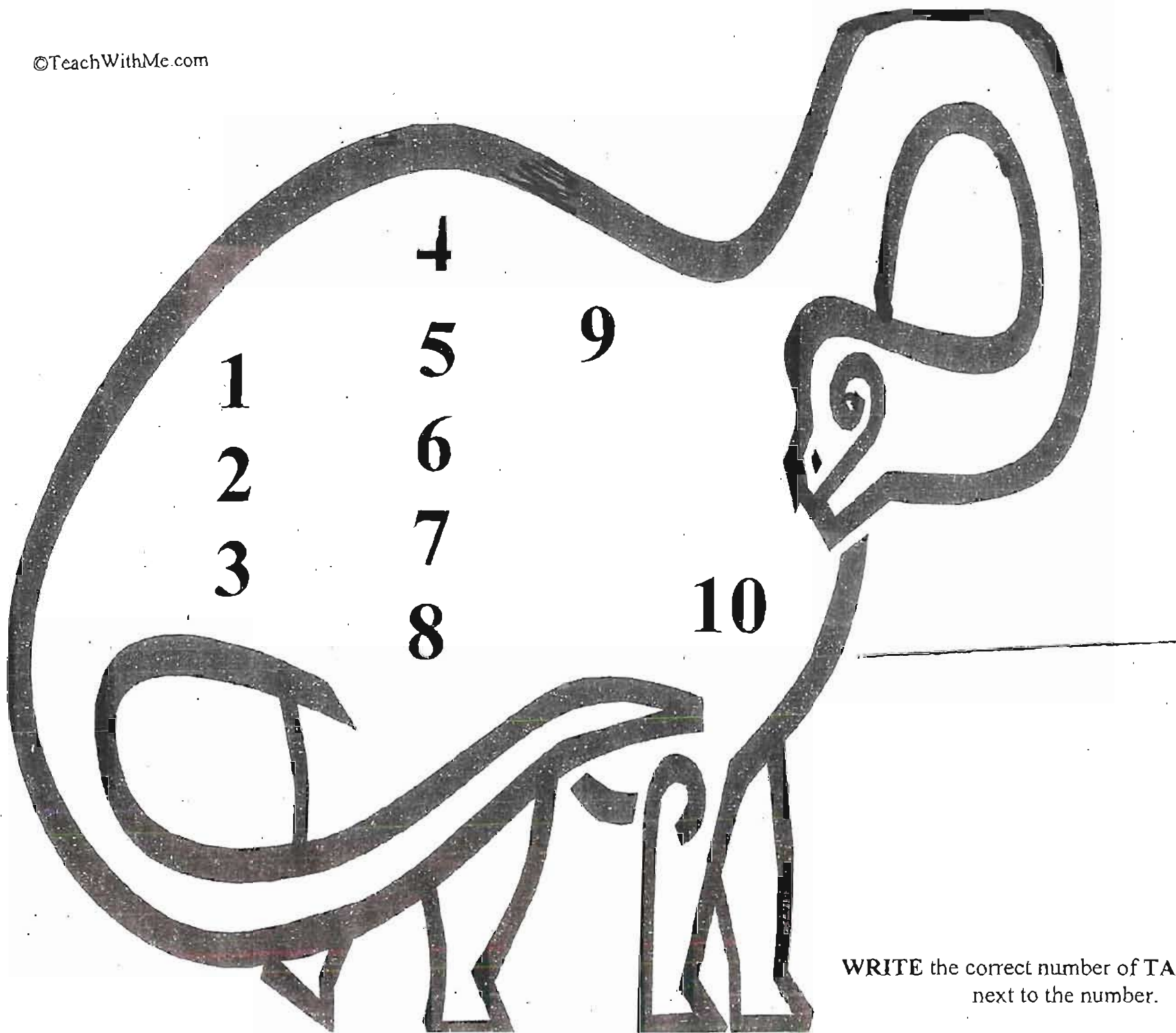
Odd

Even


Sorting Sheet:

Objects Sequenced In Order

1 2 3 4 5 6 7 8 9 10



WRITE the correct number of TALLY marks
next to the number.



Stamp a group or set of

_____.



What's Missing?
Fill in the missing link.




What's Missing?
Fill in the missing link.

COUNTING:

Fill in the missing numbers.



1		3		
	7		9	
11		13		
			19	
	22			25



COUNTING:

Fill in the missing numbers.







ALPHABET

Fill in the missing letters.



a		c		
			i	
	l		n	
		r		
u			y	




Lowercase

ALPHABET

Fill in the missing letters.





--


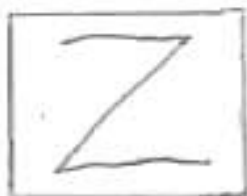
Lowercase

ALPHABET

Fill in the missing letters.



A			D	
	G			J
		M		
P			S	
	V			




Uppercase

ALPHABET

Fill in the missing letters.






Uppercase



MAZE CRAZE

START






FINISH




Get the baby Stegosaurus to his mommy.
There is more than one way. How many can you find?

Pencil Toppers.
Cut out. Cut Slits.
Put your pen/pencil through.
Enjoy.



PINCH & POKE



Match the number to the word.

Use a DIFFERENT color for each one.

1

two



2

five



3

four



4

three

5

one



Match the number to the word.

Use a DIFFERENT color for each one.

6

seven

7

ten

8


six

9

nine

10

eight





dinosaur

1



3



5



8



4

extinct



eggs

2



fossils

6




volcanoes

7


CUT & GLUE the pieces to your
Rebus Reader.

Dinosaur Rebus Reader


1. The




lays




2. The



is




3. We know about the




because of



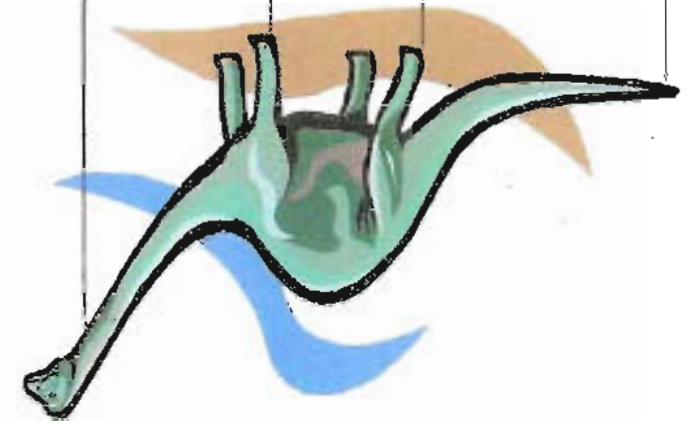
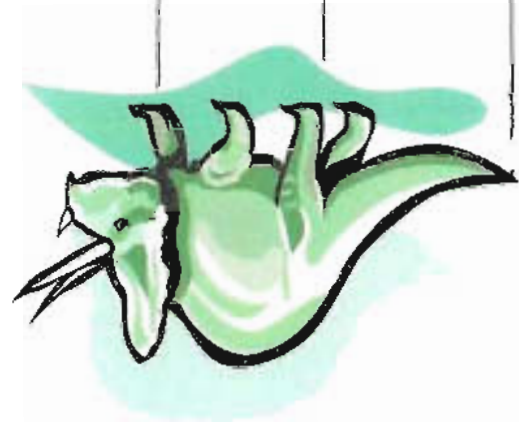
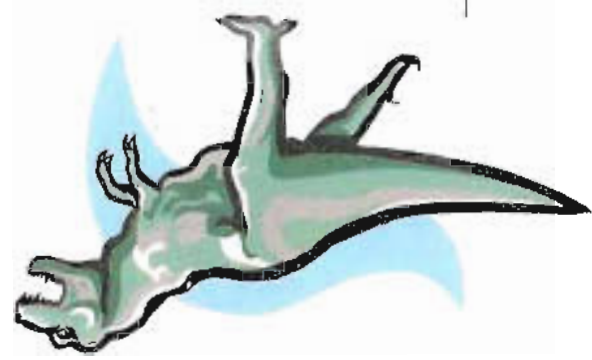
4. There were
lived.



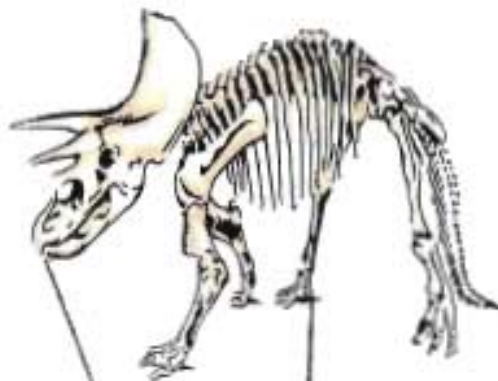
when the



SNIP & CUT




SNIP & CUT



SNIP & CUT

©TeachWithMe.com



SNIP & CUT

©TeachWithMe.com




1 1 — one

2 2 — two

3 3 — three

4 4 — four

5 5 — five

Number Fun! 

6

6

six



7

7

seven

8

8

eight

9


9

nine

10


10

ten






Number Fun!






Dino-Mite Work!
TRACE the dashed lines in each row.
Use a **DIFFERENT** color for each row.



TRACE the lines.
Use a DIFFERENT color for each one.




**Look at how well I write
my name!**



**Look at how well I write
my name!**

WRITE your name on the TOP of the paper.
FIND your name in the picture and CIRCLE it.





TRACE and WRITE the spatial direction words.

©TeachWithMe.com

above _____

beside _____

left _____


right _____

on _____

under _____


between _____

behind _____



Dinosaur Writing Prompts

1. You are digging in your back yard planting trees and have just discovered a complete set of dinosaur bones from a never-discovered dinosaur. What does it look like? What will you name it? Where and how did you discover it? Details please!
2. Your dad's invented a time machine! You warp back into prehistoric time. Where do you land? What do you see? What are you going to do?
3. You're invited to a cookout. They're serving dinosaur meat. What does it taste like? How have they prepared it? What else goes with the meal? Details, details, details!
4. You're in charge of the school theme party. They've picked Prehistoric Rock. Sooooo plan that party from invitations and decorations to refreshments and tell me your plans.
5. You've been asked to take photographs of the new baby dinosaurs for the Rock Gazette. What does your photo shoot look like? How do you plan to get around the mother dinosaur?
6. Design an amusement part ride with a dinosaur theme.
7. Oh no! You've stayed long taking pictures at the volcanic sight and it's started to erupt! What do you do now?





Dinosaur Punctuation Sentences.

Put the correct punctuation (. ! ?) at the end of each sentence.

1. Why did the dinosaurs become extinct
2. No one knows what colors the dinosaurs really were
3. The dinosaurs lived a long time ago
4. Help A T. Rex is chasing me
5. What is your favorite kind of dinosaur
6. I'd like to find a fossil
7. The dinosaurs laid eggs
8. Wouldn't it be cool to find a dinosaur bone
9. Volcanoes were active during the time of dinosaurs
10. Yikes I sometimes get scared studying dinosaurs

0
1
2
3
4
5
6
7
8
9
10

A
B
C
D
E
F
G
H
I

J
K
L
M
N
O
P
Q
R
S
T

U
V
W
X
Y
Z



@teachwithme.com Sliders

Students can
color the
shapes.

Cut Out Sliders. Insert Into Slider: Dinosaur Slits

Slits to review numbers, letters & shapes.

For the alphabet Slider Glue 2nd Strip "J" under "I" & 3rd strip "U" under "T". To Avoid accidentally pulling out strips you can glue a longer strip of paper on the end & then simply fold the end tabs in to pull the strip out to change to another slider.

Dinosaur Slider

©TeachWithMe.com
Enough For 2 Students.



Glue Dinosaur on construction
Paper For durability. Cut Slits.
Insert Info Strip Slider. Review #'s, Letters, Shapes.

Materials:

- Construction paper
- Scissors
- Glue sticks (If you want to back with construction paper)

Directions:

Prep:

- Run off master.
- Pre-cut slider strips
- Pre-cut slits in slider shape


The next day...

1. Children CUT out their slider shape. (You can mount it on a complimentary colored sheet of construction paper for more durability.)
2. Students WRITE their name on the BACK of their slider shape.
3. Children insert slider strip from the back to the front. Teacher decides what slider students will be working on. (ABC, 123, Shapes)
4. As a whole group, we use the manipulative to review the information on the slider.
5. I encourage the children to do it again for their parents and include a note about the slider in my newsletter.
6. I ask parents to ask their child to share their slider with them. It helps reinforce lessons, builds self-esteem, and shows their child that they care about what they are learning in school.
7. Since we have a slider for each theme, they make a nice collection. My students love collecting them.
8. Sliders are a nice quick and easy art project that nails and reviews several report card standards in a fun way. It's a great fine motor skill as well.
9. After my students are done with their slider, they clean up their work station, leave their slider at the table and transition to a Tummy Tubby Time activity. When everyone is done, they get their slider and sit on our *Circle of Friends* carpet.
10. Depending on time, we insert 1 or 2 sliders and review the material as a whole group. I'll have them put the shortest shape slider strip in, take the other sliders back to their desk, and we'll review body parts (put your slider on your elbow, knee, wrist etc.), then we'll use it for spatial directions; (put your slider on, behind, above, beside you.) We'll finish up with the *Slider Pokey* and finally "Blast Off" counting from 10-0 and then go put our sliders in our backpacks. ☺



Body Part Identification

- ❖ Put the Dinosaur on your shoulder.
- ❖ Put the Dinosaur on your shin.
- ❖ Put the Dinosaur on your knee.
- ❖ Put the Dinosaur on your elbow.
- ❖ Put the Dinosaur on your leg.
- ❖ Put the Dinosaur on your wrist.
- ❖ Put the Dinosaur on your thigh.
- ❖ Put the Dinosaur on your forehead.
- ❖ Put the Dinosaur on your waist.
- ❖ Put the Dinosaur on your hip.
- ❖ Put the Dinosaur on your left hand.
- ❖ Put the Dinosaur on your right hand.
- ❖ Put the Dinosaur on your palm.
- ❖ Put the Dinosaur on your head.
- ❖ Put the Dinosaur on your heel.
- ❖ Put the Dinosaur on your toes.
- ❖ Put the Dinosaur on your foot.
- ❖ Put the Dinosaur on your back.
- ❖ Put the Dinosaur on your neck.
 - Turn around.
 - Sit down.
 - You're done.
 - Having fun?



Dinosaur Pokey

Put your dinosaur in
Take your dinosaur out
Put your dinosaur in
Now you shake it all about
You do the Dinosaur Pokey and you turn your self around.
That's what it's all about.

You put your dinosaur up.
You put your dinosaur down.
Your put your dinosaur up.
Now your twirl it all around.
You do the Dinosaur Pokey and you turn your self around.
That's what it's all about.

You put your dinosaur to the left.
You put your dinosaur to the right.
You put your dinosaur to the left.
Now you hide it out of sight.
You do the Dinosaur Pokey and you turn your self around.
That's what it's all about.

You do the Dinosaur Pokey.
You do the Dinosaur Pokey.
You do the Dinosaur Pokey.
Stomp-a Stomp-a Stomp-a
Stomp-a Roar!



CONGRATULATIONS

HAS DONE **DINO-MITE** WORK
DURING OUR **DINOSAUR** UNIT!

Teacher: _____

Date: _____





September

These are dinosaur books that I read to my students during story time for our dinosaur unit.

My Favorite Dinosaur Books:

1. A Dinosaur Named Sue by Robinson \$3.99
2. ABC Dinosaurs by Pienkowski \$18.99
3. Can I Have A Stegosaurus Mom? Grambling \$9.95
4. Can I Have A Tyrannosaurus Rex, Dad? By Grambling \$9.95
5. Creatures of Long Ago: Dinosaurs Pop-Up Book \$14.95
6. Dinosaur Bones by Barner \$5.95
7. Dinosaur Friends by Stickland \$5.95
8. Dinosaur 123 ABC Lewis \$4.95
9. Dinosaur Roar! Stickland \$4.95 (Matching Puppet \$12.95)
10. Dinosaur Skeletons A Pop-Up Book by Mosely \$15.00
11. Dinosaur Stomp! Pop-Up Book by Stickland \$15.99
12. Dinosaurs Play And Learn by Lewis \$6.95
13. Dinosaurs Play School by Lewis \$6.95
14. Dinosaurumpus! By Mitten \$5.95
15. Discovering Fossils by Troll \$4.95
16. Guess What Dinah Saw? by Cummins \$5.99
17. How Do Dinosaurs Say Good Night? By Yolen \$14.95
18. My Dinosaur by Weatherby \$4.95
19. My Gigantosaurus Book Of Colors by Hould \$4.95
20. My Gigantosaurus Book Of Numbers by Hould \$4.95
21. Oh Say Can You Say Di-no-saur? by Worth \$8.99
22. Pop Up Dinosaur Watson \$14.95
23. Saturday Night At The Dinosaur Stomp by Shields \$6.95
24. Snappy Little Dinosaurs by Steer \$12.95
25. **Ten Little Dinosaurs (Wiggle Eye Book) by Schnetzler \$15.95**
26. Ten Terrible Dinosaurs by Stickland \$15.95
27. The Tale Of Bella Brontosaurus by Wiltshire \$7.95
28. Time Train by Fleischman \$4.95
29. Trixie The Triceratops Saves The Day Pop-Up Book \$6.99

[See Photo](#)

We have permission to read this book for our 1st video! It's my favorite dino book!

[Check it out on our video clip!](#)



September

I have an extensive collection of dinosaur books in 3 laundry baskets for my students to “read”. These are my all time favorites.

Children’s Dinosaur Books to “read”:

1. A Night In The Dinosaur Graveyard (A Hologram book) by Wood \$14.95
2. A Family Of Dinosaurs by O’Niell \$3.95
3. A Wish For Dinosaur by Moncure 4.95
4. Allosuarus by Riehecky \$4.95
5. An Alphabet Of Dinosaurs by Dodson \$9.95
6. Archaeopteryx (A lift-the-flap book) \$5.95
7. Bernstein Bears and the Missing Dinosaur Bone
8. Big And Green by Young \$1.99
9. Brachiosaurus \$4.95
10. Case Of The Missing Dinosaur by Brandt \$3.99
11. Chasmosaurus \$4.95
12. Dancing Dinos by Lucas \$3.99
13. Danger! Volcanoes by Simon \$3.95
14. Danny and the Dinosaur by Hoff \$6.95
15. Dinah Mini Books by Hennessy .69c
16. Dinah Likes To Eat
17. Dinah’s Little And Big
18. Dinah’s Hide And Seek
19. Dinah’s Dream
20. Did Dinosaurs Live In Your Backyard? by Berger \$5.95
21. Digging Up Dinosaurs by Aliko \$4.95
22. Dinofours: It’s Fall! By Metzger \$3.25
23. Dinos! (Textured Soft-shapes) \$6.95
24. Dino Counters’ book \$1.95
25. Dinosaur Ed, Schade & Buller \$3.99
26. Dinosaur (An Eyewitness Book) by Norman \$14.95
27. Dinosaur Playhouse: A First Book of Counting \$4.95
28. Dinosaurs by Watts \$1.95

- 29.Dinosaurs by Karlson \$2.59
- 30.Dinosaurs (A Golden Exploring Earth Book) .69c
- 31.Dinosaurs (A Question and Answer book) \$12.95
- 32.Dinosaurs (An educational coloring book) \$1.49
- 33.Dinosaurs (The How and Why Wonder Book) \$1.95
- 34.Dinosaurs! (A World Book Encycl. Book) \$12.95
- 35.Dinosaurs (A Little Library Book) 1.29
- 36.Dinosaurs And Prehistoric Creatures \$19.95
- 37.Dinosaurs, Dinosaurs by Barton \$4.95
- 38.Dinosaurs, Dinosaurs (A mini board book) by Barton \$4.95
- 39.Dinosaurs: Easy Theme Readers, Barden \$2.95
- 40.Dinosaurs Forever, Wise \$3.99
- 41.Dinosaur Footprints \$1.95
- 42.Dinosaur Garden by Donnelly .99c
- 43.Dinosaur Roar! (Mini board book) By Stickland \$6.99
- 44.Dinosaurs' Sticker Book \$4.99
- 45.Discover Dinosaurs by Wilson \$14.95
- 46.Disney's Countdown To Extinction (A Hologram book)\$16.95
- 47.Fit-a-Shape Dinosaurs (plastic puzzle match ups). \$6.95
- 48.Five Little Dinosaurs by Robinson \$1.95
- 49.Gallimimus (Jurassic Park) \$6.95
- 50.Giant Dinosaurs by Rowe \$4.95
- 51.Good Zap, Little Grog by Wilson \$6.99
- 52.Going Hollywood, A Dinosaurs Dream\$8.95
- 53.How Tough Was A Tyrannosaurus? (Fascinating Facts) Sereno \$2.95
- 54.I Can Read About Dinosaurs \$1.95
- 55.I Spy A Dinosaur's Eye by Marzollo \$3.99
- 56.If I Had A Dinosaur by Packard \$3.99
- 57.If The Dinosaurs Came Back by Most \$4.95
- 58.I'm Tyrannosaurus! (A book of dino rhymes) by Marzollo .99c
- 59.Incredible Dinosaurs, Maynard \$4.95
- 60.Incredible Dinosaurs To Look At \$3.50
- 61.Life-Size Dinosaurs, Bergen \$9.95
- 62.Little Danny Dinosaur by Craig \$1.95
- 63.Mrs. Toggle And The Dinosaur by Pulver \$4.95
- 64.Nippy The Speedy Dinosaur \$6.95
- 65.Patrick's Dinosaurs, Carrick \$3.99
- 66.Pete's Street Beat by Allen \$2.99
- 67.Rocks and What They Tell Us by del-Rey \$6.95
- 68.Smile-a-Saurus (Wobble eye book) \$7.99

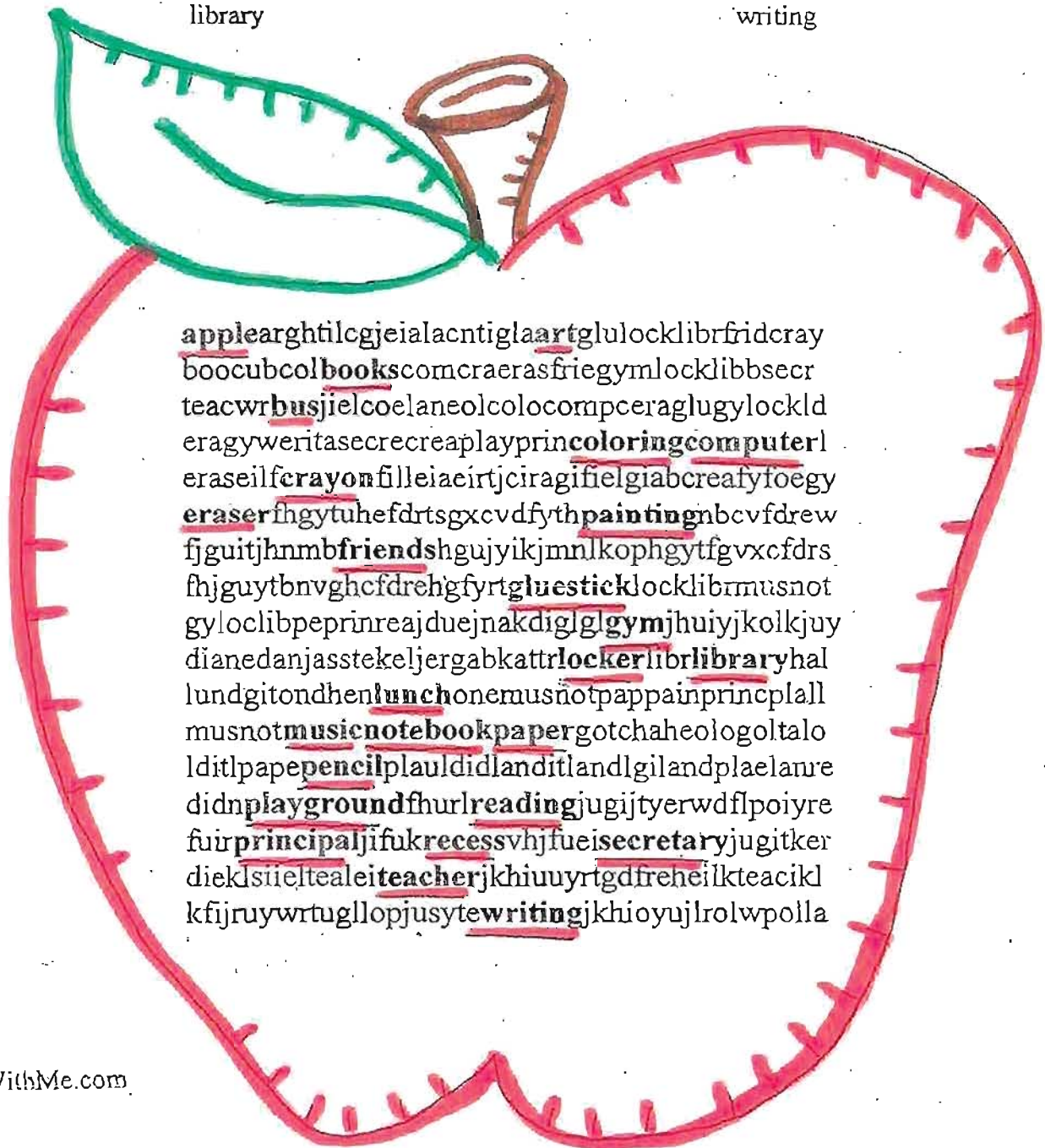
69. Stegosaurus (A Big Board Book) \$6.95
70. Stegosaurus by Riehecky \$2.50
71. Super Giants! by Lessem \$6.95
72. Ten Little Dinosaurs by Schnetzler (Mini Board Book w/ Wobble eyes) \$9.95
73. The Berenstain Bears and the Missing Dinosaur Bone by Berenstain \$7.95
74. The Big Golden Book Of Dinosaurs, Elting \$14.00
75. The Biggest Dinosaurs by Berenstain \$1.95
76. The Day Of The Dinosaur, Berenstain \$2.50
77. The Dinosaur Who Lived In My Backyard by Hennessy \$4.50
78. The Giant Dinosaurs by Eldridge \$1.99
79. The Glow-in-the-Dark Book of Dinosaur Skeletons, Ingle \$5.99
80. The Lost World (A Jurassic Park Pop-Up Book) \$4.95
81. The Mix & Match Book Of Dinosaurs (Flip the parts and make new dinosaurs) \$8.99
82. The Ultimate Book Of Dinosaurs by Dowswell \$18.95
83. The Very Dizzy Dinosaurs, Jack Tickle \$15.95
84. Those Mysterious Dinosaurs by Ingoglia .69c
85. Time Flies by Rohmann \$6.95
86. Time For School Little Dinosaur by Herman \$3.99
87. Tiny Tyrannosaurus and her Fierce Teeth (A Snap-Along Story) \$3.99
88. Tyrannosaurus Rex (Jurassic Park) \$6.95
89. Tyrannosaurus Wrecks: A Book Of Dinosaur Riddles, Sterne \$2.95
90. Usborne Discovery: Internet-Linked Dinosaurs, Firth \$3.99
91. Walt Disney Presents Dinosaur (A Pull-a-page book) \$9.99
92. When Dinosaurs Go Visiting by Martin \$5.95
93. Woolly Mammoth (A lift-the-flap book) \$5.95
94. Zoobooks: Dinosaurs \$2.95

X Answer Key

September Word Find

apple
art
books
bus
coloring
computer
crayon
eraser
friends
glue stick
gym
locker
library

lunch
music
notebook
paper
painting
pencil
principal
playground
reading
recess
secretary
teacher
writing



September Word Find

apple
art
books
bus
coloring
computer
crayon
eraser
friends
glue stick
gym
locker
library

lunch
music
notebook
paper
painting
pencil
principal
playground
reading
recess
secretary
teacher
writing

applearghtilcgjeialacntiglaartglulocklibrfridcray
boocubcolbookscomcraerasfriegymlocklibbsecr
teacwrbusjielcoelaneolcolocompceraglugylockld
eragyweritasecrecreaplayprincoloringcomputerl
eraseilfcrayonfilleiaertjciragifielgiabcreafyfoegy
eraserfhgytuhefdrtsgxcvdfythpaintingnbcvfdrew
fjguitjhmbfriendshguyjikjmnlkophgytfgvxcfdrs
fhjguytbnvghefdrehgfyrtgluesticklocklibrmusnot
gyloclibpeprinreajduejnakdiglglygmjhuiyjkolkjuy
dianedanjasstekeljergabkattrlockerlibrlibraryhal
lundgitondhenlunchonemusnotpappainprincplall
musnotmusicnotebookpapergotchaheologoltalo
lditlpapepencilplauldidlanditlandlgilandplaelanre
didnplaygroundfhurlreadingjugijtyerwdfloiyre
fuirprincipaljiufk recessvhj fueisecretaryjugitker
diekl sieltealeiteacherjkhiuuyrtgdfreheilkteacikl
kfjruywtugllopjusytewritingjkhioyujlrolwpolla



September Bibliography

Some of my favorite Back To School Books:

1. A Bad Bad, Day by Hall \$3.99
2. Buttons Buttons, Williams \$2.99
3. A Bug, A Bear, And A Boy Go To School by McPhail \$3.99
4. A Learn About Book: Playtime, Scott \$4.95
5. A Monster Followed Me To School by Mayer \$3.99
6. A Pocket Full Of Kisses by Penn (Sequel to The Kissing Hand) \$3.95
7. Arthur's Reading Race by Brown \$6.95
8. Arthur's Teacher Moves In by Brown \$4.99
9. Bears On Wheels by Berenstain \$7.95
10. B-I-N-G-O by Wilhem \$4.99
11. Biscuit Goes To School, Alyssa Satin Capucilli \$3.95
12. Class Picture Day by Buckless \$3.99
13. David Goes To School by Shannon \$10.95
14. Did You See What I saw? (Poems about school) by Winters \$5.99
15. Elephant Goes To School by Smath \$4.25
16. First Day Hooray! by Poydar \$4.95
17. First Day Jitters by Danneberg by Judy Love \$6.95
18. From Head To Toe by Carle \$6.95
19. Hands by Kroll \$7.95
20. Here Are My Hands by Martin \$5.95
21. Here Comes A Bus (A-lift-the-flap-book) by Ziefert \$6.95
22. Hooway For Wodney Wat by Lester \$9.95
23. If You Take A Mouse To School by Numeroff \$10.95
24. Incredible You! Dyer \$15.95
25. I.Q. Goes To School by Fraser \$3.99
26. Just The Way You Are by Pfister \$10.95
27. Let's Make Cookies \$5.95
28. Little Bear Goes To Kindergarten, Langreuter & Sobat \$6.95

29. Mouse's First Day Of School by Thompson \$3.99
30. My Crayons Talk by Hubbard \$4.99
31. My Favorite Book (Lessons To Grow On) by \$4.95
32. My Somebody Special by Weeks \$5.95
33. My Teacher Likes To Say...(Idioms) by Nrennan-Nelson \$14.95
34. Never Ride Your Elephant To School by Johnson \$5.95
35. Raccoon Tune, Nancy Shaw \$12.95
36. Sam Goes To School by Labatt \$3.99
37. The Awful Aardvarks Go To School by Lindbergh \$14.95
38. The Best Class Picture Ever! by Roche \$4.99
39. The Berenstain Bears Go To School by Berenstain \$3.95
40. The Class Trip by Maccarone \$3.99
41. The Crayon Box That Talked by DeRolf \$4.25
42. The Playground Problem by McNamara \$3.99
43. The Kissing Hand by Penn \$4.95
44. The Letters Are Lost by Campbell \$3.99
45. The Wheels On The Bus (A Pop-Up book) by Zelinsky \$14.95
46. The Wonder Of Hands by Baer \$12.95
47. The Berenstain Bears Catch The Bus by Berenstain \$3.99
48. Time For School Clifford by Herman \$3.95
49. Tucker's Best School Day, Susan Winget \$5.95
50. What Is In Bear's Box, Williams .99¢
51. Up All Night Counting: A pop-up Book about NOCTURNAL animals. (Read w/ the Kissing Hand), Robin Koontz \$10.95
52. We The Kids, Catrow \$9.95
53. We Love Preschool (Lift the flaps/Pull the tabs) by Warnes \$9.95
54. Will I Have A Friend? By Cohen \$3.99

