

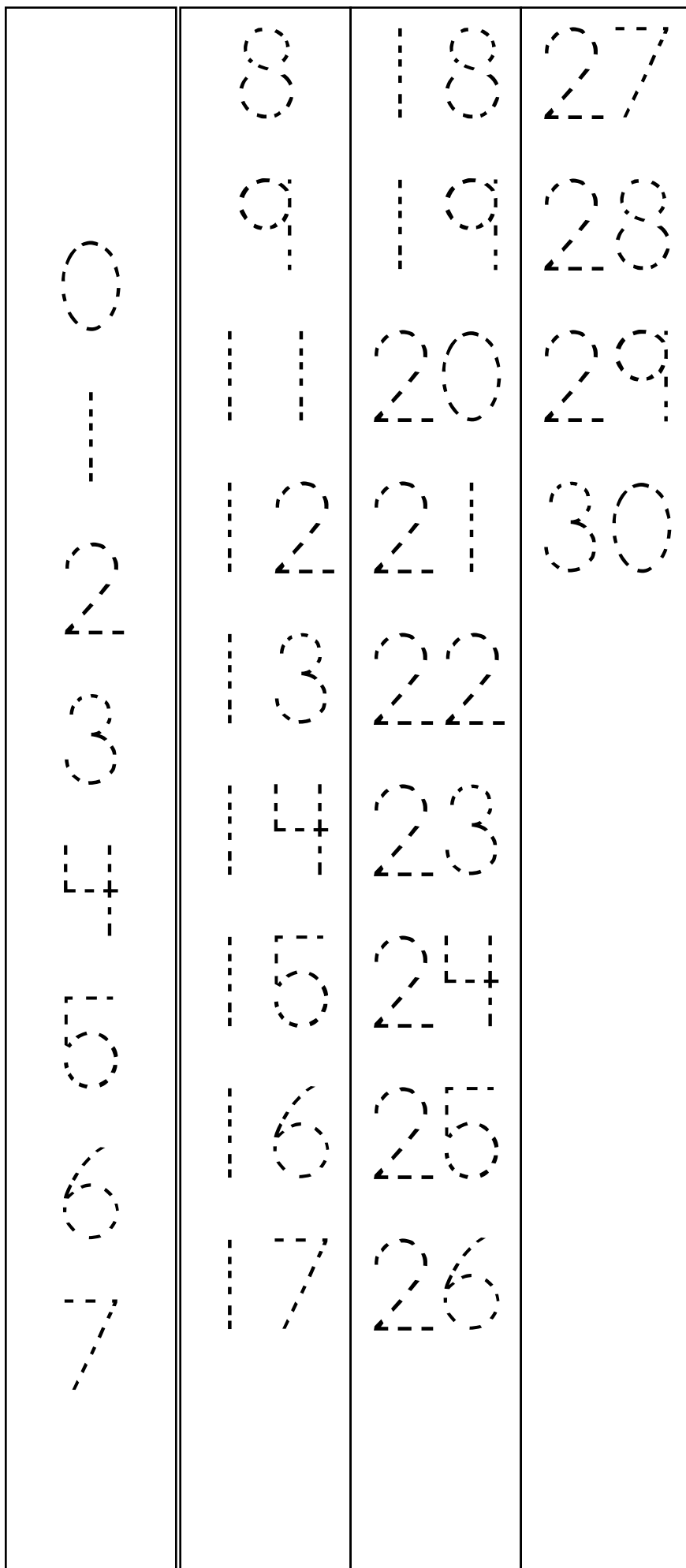




Clip art by Laura Strickland.



Clip art by Laura Strickland.



Number Slider

Cut out the strips and glue them into one long strip so that the numbers are in the proper order.

Students trace the numbers.

Students insert their countdown slider into their snowman.

Children pull on the bottom of the strip to slide the numbers through the viewing hole.

Teacher and students count together.

When they get to 30 everyone can yell "Hooray!"

Teacher can also call on a student to spy a number and call it out.

Students slide to that number.

When they spy it they hold it up so that you can whole-group assess.

The 1st one to do so correctly, gets to choose the next number.

One turn per student though, so that you make sure that everyone gets a turn.

Number Slider

Skip counting by
2's & 3's

Cut out the strips and glue them into one long strip so that the numbers are in the proper order.

Students trace the numbers.

Teacher decides what # strip students should insert into their slider.

Children pull on the bottom of the strip to slide the numbers through the viewing hole.

Teacher and students count together.

When they get to the end everyone can yell "Hooray!"

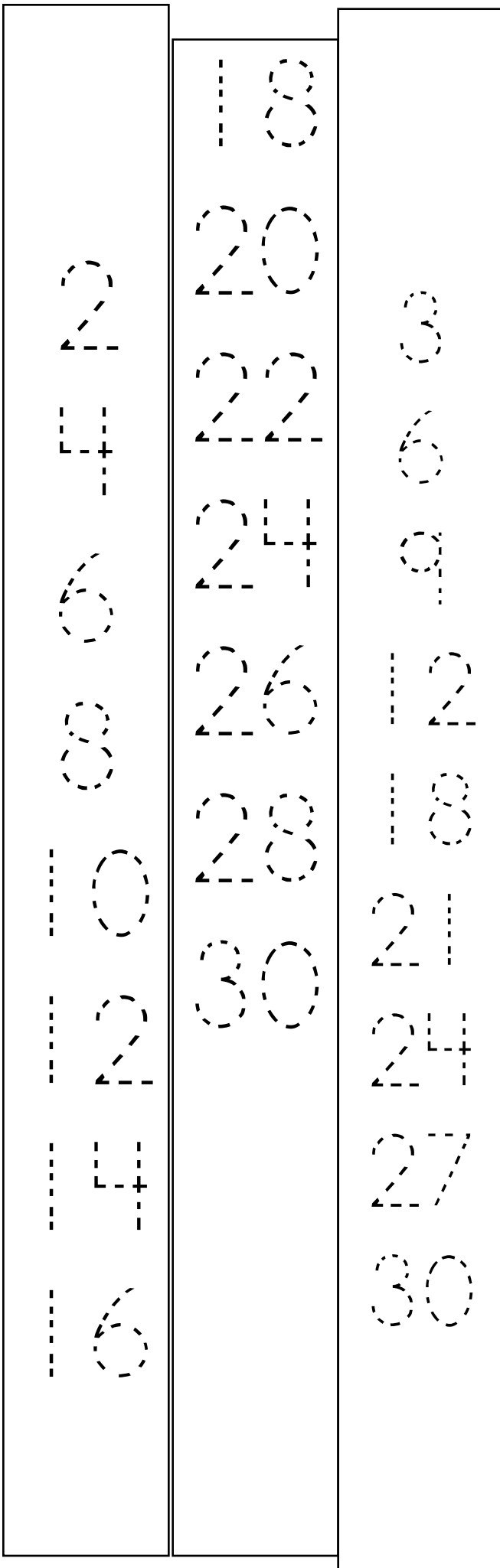
Teacher can also call on a student to spy a number and call it out.

Students slide to that number.

When they spy it they hold it up so that you can whole-group assess.

The 1st one to do so correctly, gets to choose the next number.

One turn per student though, so that you make sure that everyone gets a turn.



Number Slider

Skip counting by
5's & 10's

Cut out the strips and glue them into one long strip so that the numbers are in the proper order.

Students trace the numbers.

Teacher decides what # strip students should insert into their slider.

Children pull on the bottom of the strip to slide the numbers through the viewing hole.

Teacher and students count together.

When they get to the end everyone can yell "Hooray!"

Teacher can also call on a student to spy a number and call it out.

Students slide to that number.

When they spy it they hold it up so that you can whole-group assess.

The 1st one to do so correctly, gets to choose the next number.

One turn per student though, so that you make sure that everyone gets a turn.

5	45	90	
10	50	95	10
15	55	100	20
20	60		30
25	65		40
30	70		50
35	75		60
40	80		70
	85		80
			90
			100

Countdown Slider

Cut out the strips and glue them into one long strip so that the numbers are in the proper countdown order.

Students trace the numbers.

Students insert their countdown slider into their penguin.

Children pull on the bottom of the strip to slide the numbers through the viewing hole.

While they hold their snowman, everyone gets into a crouching position on the floor.

Teacher and students count down together.

When they get to 0 they jump up and yell "Blast Off!"

Teacher can also call on a student to spy a number and call it out.


Students slide to that number.

When they spy it they hold it up so that you can whole-group assess.

The 1st one to do so correctly, gets to choose the next number.

One turn per student though, so that you make sure that everyone gets a turn.

10	2	20	12
9	1	19	11
8	0	18	10
7	Blast Off!	17	9
6		16	8
5		15	7
4		14	6
3		13	5
			4
			3



Uppercase Letter Slider

Cut out the strips and glue them into one long strip so that the alphabet is in the proper order.

Teacher decides whether students are working on the upper or lowercase letters.

Students insert their ABC slider into their snowman.

Teacher calls on a student to spy a letter and call it out.

Students slide to that letter. When they spy it they hold it up so you can whole-group assess.

The 1st one to do so correctly, gets to choose the next letter.

One turn per student though, so that you make sure that everyone gets a turn.

Lowercase Letter Slider

Cut out the strips and glue them into one long strip so that the alphabet is in the proper order.

Teacher decides whether students are working on the upper or lowercase letters.

Students insert their ABC slider into their snowman.

Teacher calls on a student to spy a letter and call it out.

Students slide to that letter. When they spy it they hold it up so you can whole-group assess.

The 1st one to do so correctly, gets to choose the next letter.

One turn per student though, so that you make sure that everyone gets a turn.

You can also sing the ABC song as students slide the letters.