


The SHAPE OF Batty

©TeachWithMe.com



The SHAPE OF Batty


©TeachWithMe.com



Once upon a time there was a little bat  
named Batty. He was very curious.  
His mommy told him not to go near the  
house on top of Haunted Hill,  
but he did not listen!



Once upon a time there was a little bat  
named Batty. He was very curious.  
His mommy told him not to go near the  
house on top of Haunted Hill,  
but he did not listen!



Then ZAP-ZOWIE-POWIE!

His body felt very different!

Oh no! It had changed its SHAPE!

He'd have to go around hiding his body under a hat unless you could break the spell and name all of the shapes! Can you? Let's help Batty out.



Then ZAP-ZOWIE-POWIE!

His body felt very different!

Oh no! It had changed its SHAPE!

He'd have to go around hiding his body under a hat unless you could break the spell and name all of the shapes! Can you? Let's help Batty out.

heart

4



Batty's body is a heart.  
He does not like it.

heart


4



Batty's body is a heart.  
He does not like it.




triangle



Batty's body is a triangle.  
He does not like it.


triangle



Batty's body is a triangle.  
He does not like it.

Squallor's


6



Batty's body is a square.  
He does not like it.

Squallor's


6



Batty's body is a square.  
He does not like it.

rectangle


7



Batty's body is a rectangle.  
He does not like it.

rectangle

7




Batty's body is a rectangle.  
He does not like it.

circle



Batty's body is a circle.  
He sort of likes it.


circle



Batty's body is a circle.  
He sort of likes it.



Oval




Batty's body is an oval.

He loves it.

You did it! Yay for you!

Yay for Batty too!

Oval



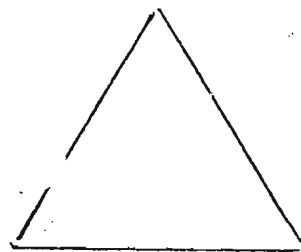

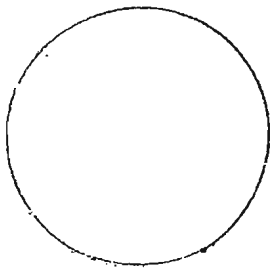
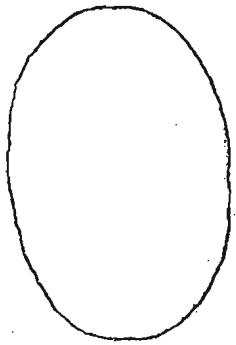


Batty's body is an oval.

He loves it.

You did it! Yay for you!



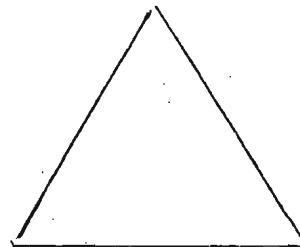

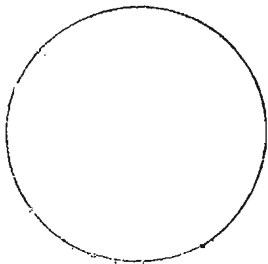
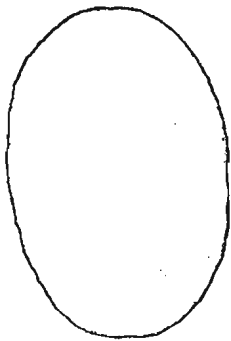
Yay for Batty too!



#### **Fine Motor Cutting Skill Add-On**

- You can add this CUT & GLUE activity too.
- Simply run this master off on construction paper.
- Have the children cut out the pieces and glue them to the appropriate pages of their booklet.
- Or keep the time frame down and have children only trace the shapes.
- If you want the children to have a variety of colored shapes, run the master off on several colors and tell the students to trade the various shapes with children at their table.

©TeachWithMe.com



#### **Fine Motor Cutting Skill Add-On**

- You can add this CUT & GLUE activity too.
- Simply run this master off on construction paper.
- Have the children cut out the pieces and glue them to the appropriate pages of their booklet.
- Or keep the time frame down and have children only trace the shapes.
- If you want the children to have a variety of colored shapes, run the master off on several colors and tell the students to trade the various shapes with children at their table.

©TeachWithMe.com