


Where's My
Leaf?



©TeachWithMe.com


Where's My
Leaf?



©TeachWithMe.com

My leaf is beside the tree on the left.


1
X



2


My leaf is beside the tree on the left.

1
X



2


My leaf is beside the tree on the right.



2
X

3


My leaf is beside the tree on the right.




2
X

3

My leaf is between the trees.




x




4

My leaf is between the trees.




x



4


My leaf is under
the tree.



x

5

My leaf is under
the tree.




x

5

5
X


My leaf is
above the tree.



6

5
X

My leaf is
above the tree.



6

My leaf is on me!



Glue student photo on oval.

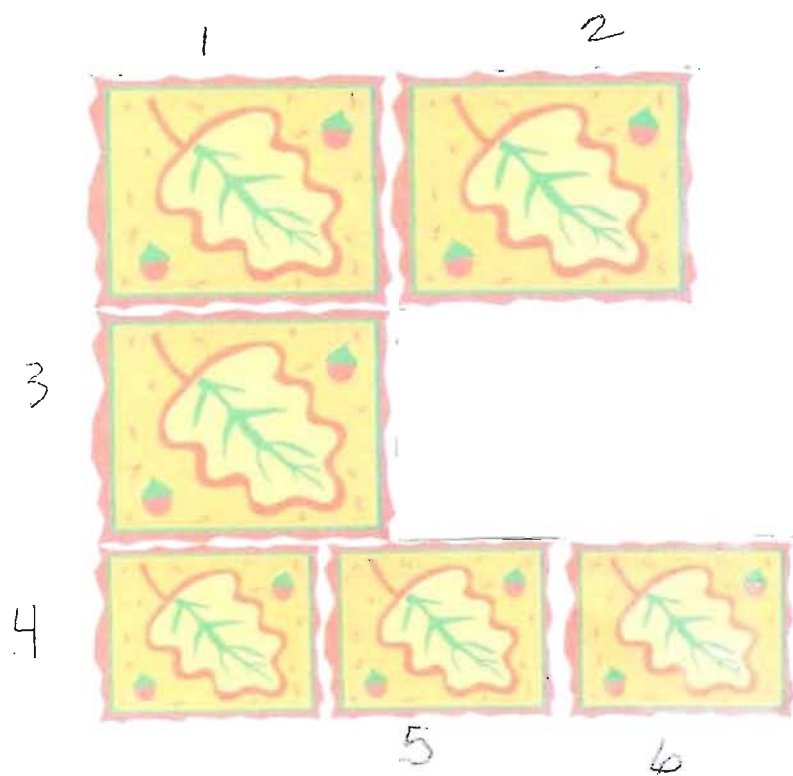
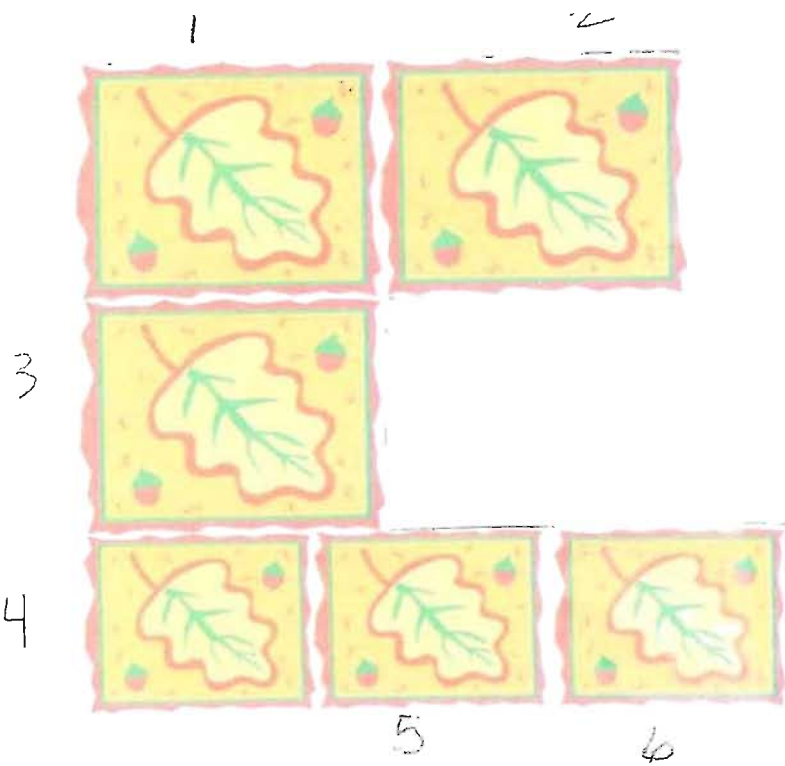
7

My leaf is on me!



Glue student photo on oval.

7



Where's my Leaf ?

©TeachWithMe.com

Cut out's for 2 Booklets
Cut #'d leaves & glue to #'d X's
in Booklet.