


My Spatial Direction Bus Booklet



©TeachWithMe.com


My Spatial Direction Bus Booklet



©TeachWithMe.com

The children are beside the bus.

2




Put an X beside the picture.

The children are beside the bus.

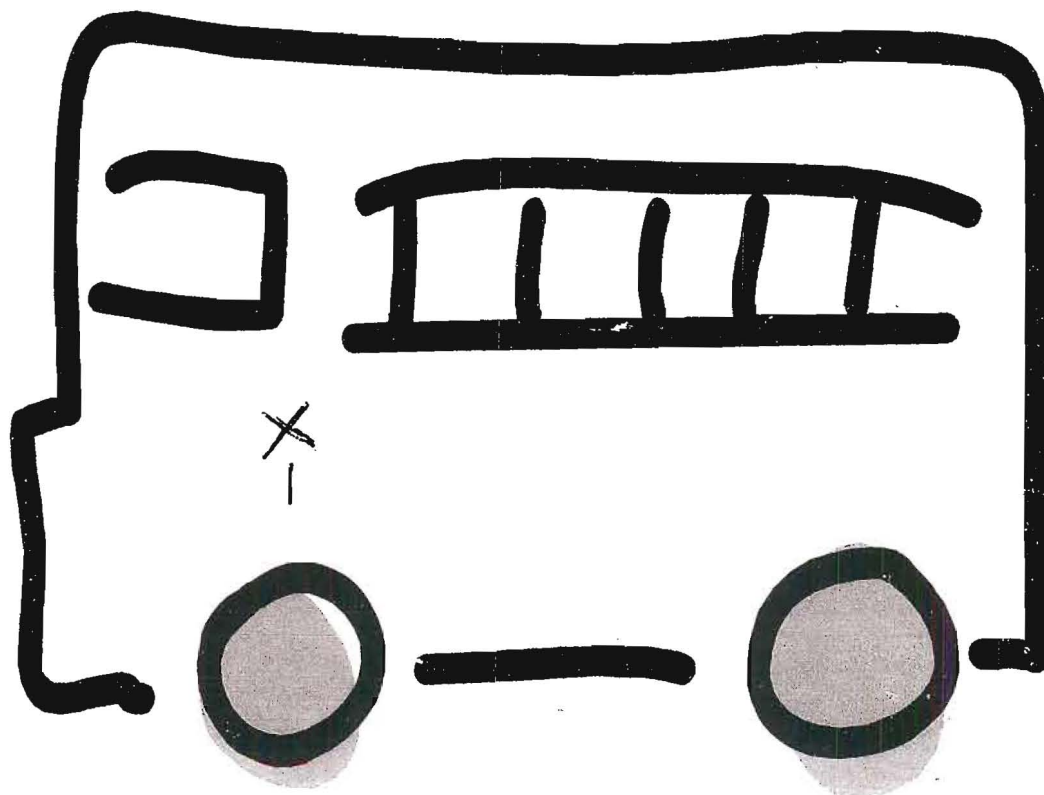
2



Put an X beside the picture.




The stop sign is on the bus.



The stop sign is on the bus.

2
X

The bird is above the bus.

2
X

The bird is above the bus.

The ball rolled under the bus.


5



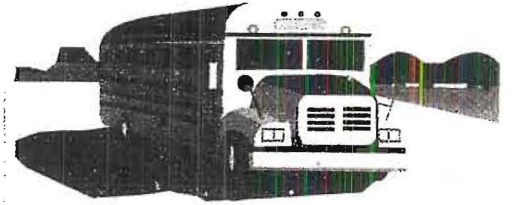
The ball rolled under the bus.

5






X
4




The tree is between the busses.




X
4




The tree is between the busses.



I ride the bus.
I do not ride the bus.




I ride the bus.
I do not ride the bus.



Here I am on the bus!

(Glue your school photo in the window.)



Here I am on the bus!

