

**Materials:**

- Digital Camera
- Glue stick
- Marker

**Directions:**

1. Take a close up photo of each of your students' smiles.
2. Have someone take one of you too. Children love to have their teacher included as well.
3. Number a sheet of paper and write the names of your students as you take their picture.
4. Develop the pictures.
5. Run off copies of the master for however many students that you have + run off the last page which is different and glue your photo on that one.
6. I glue the copy pages on construction paper to add a bit of color.
7. Write in the child's name on the correct smile.
8. Write your name on the cover.
9. Laminate the pages.
10. Bind the book. I use a spiral binding.
11. Read the book to your class and see if they can guess whose smile belongs to whom.
12. It's funny, but sometimes my little ones don't recognize their own smile, but they're great at recognizing each others.
13. At the end of the year, I put everyone's name in a hat, pull out a lucky winner and they get to keep the book.
14. As an added bonus you could have the children "autograph" the back of the page with a marker. 😊
15. Have them read along by singing the song to the tune of Are You Sleeping.
16. To conserve paper I have made the book smaller so you can run it off as a 5x7 this way if you'd like to make a copy for your students you can.
17. I've also given you the option to make a big 8x10 book if you want to too! This is always one of the children's favorite class books.
18. I keep our class-made books in a basket as one of their reading choices. They are always the first ones picked.


# Smile Awhile With

---

## Class!

Sing to the tune of *Are You Sleeping?*






Whose SMILE is this?

Whose SMILE is this?

Can you guess? Can you guess?

It is \_\_\_\_\_'s It is \_\_\_\_\_'s

Let's see another one. Let's see another one.



Whose SMILE is this?

Whose SMILE is this?

Can you guess? Can you guess?

It is \_\_\_\_\_'s It is \_\_\_\_\_'s

Now we're done. Now we're done.

# Smile Awhile With

---

## Class!

Sing to the tune of *Are You Sleeping?*




# Smile Awhile With

---

## Class!

Sing to the tune of *Are You Sleeping?*






Whose SMILE is this?

Whose SMILE is this?

Can you guess? Can you guess?

It is \_\_\_\_\_'s It is \_\_\_\_\_'s

Let's see another one. Let's see another one.



Whose SMILE is this?

Whose SMILE is this?

Can you guess? Can you guess?

It is \_\_\_\_\_'s It is \_\_\_\_\_'s

Now we're done. Now we're done.