


Where Is Ricky,
The Recycling
Raccoon?




Where Is Ricky,
The Recycling
Raccoon?



beside

2

Ricky is BESIDE the garbage can on my RIGHT.



X

beside

2

Ricky is BESIDE the garbage can on my RIGHT.



X

left

Ricky is BESIDE the garbage can on my LEFT.

X



left

Ricky is BESIDE the garbage can on my LEFT.

X



Ricky is ABOVE the garbage can.


above



Ricky is ABOVE the garbage can.


above





on

Ricky is ON the garbage can.



on

Ricky is ON the garbage can.

under



6

X

Ricky is UNDER the garbage can.

under



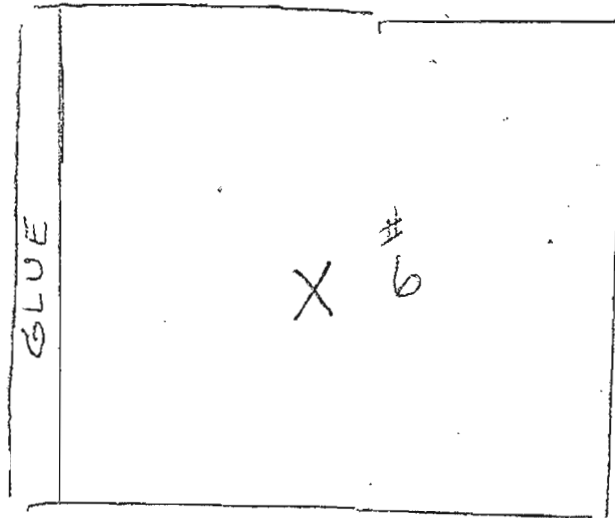
6

X

Ricky is UNDER the garbage can.

7

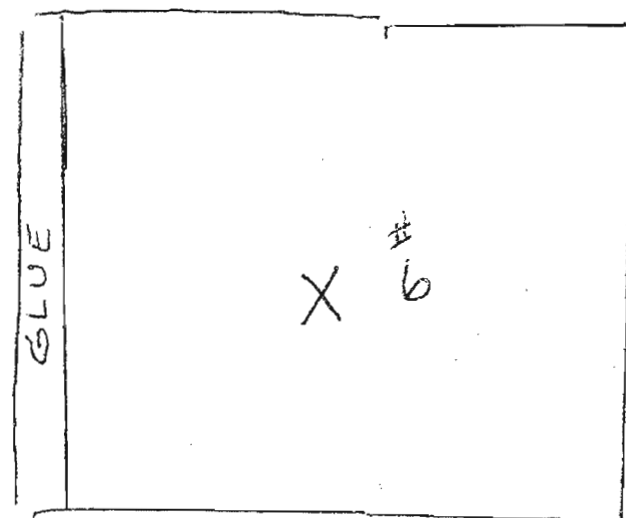
behind



Ricky is BEHIND the garbage can.



7

behind




Ricky is BEHIND the garbage can.

The garbage can is BETWEEN my friend and me.
We reduce, reuse and recycle.
We make a difference!



between

The garbage can is BETWEEN my friend and me.
We reduce, reuse and recycle.
We make a difference!




between



Pg. 4

Pg. 5

Pg. 7



Where's Ricky, The Recycling Raccoon?

Run off your students' school pictures.
Cut into ovals.
Have them glue them on either the boy or girl on page 8.