
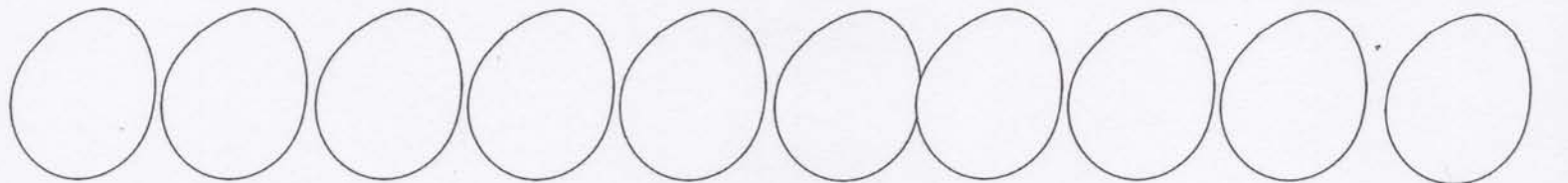

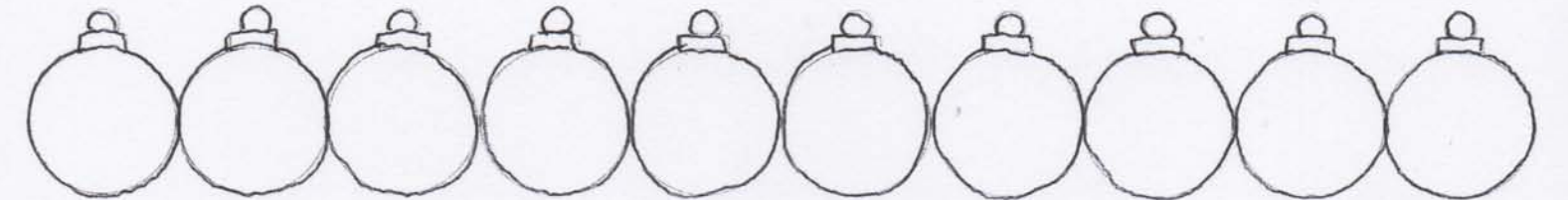

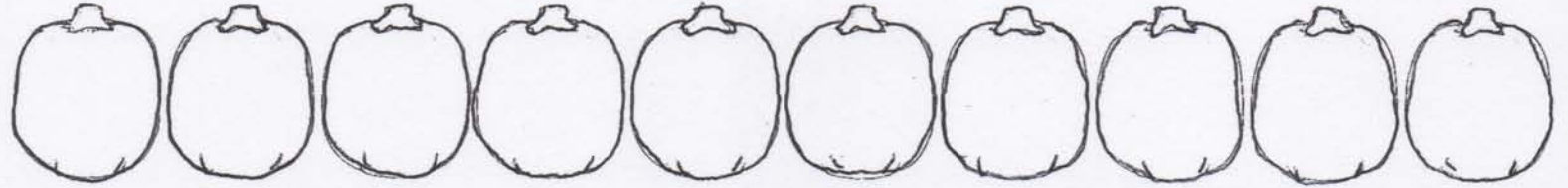




Seasonal 100/120 Charts





I've
charts
Run

each month.

Counting To 100 or 120

Seasonal Number Grids

Common Core State
Standards: K.CC.1, 1.NBT.1

designed 10 different 100/120
that are themed to the month.
them off and have students
practice writing to 100 or 120

If your standard is to count to 100 simply run off the 1st page. If your standard is to count to 120, then run off the extra strips and have students staple their strip to the back of page one.

You can also play games with the strips.

Make a master template with the numbers written in.

Laminate and then cut them into strips of 10 so you can play *"I Have, Who Has?"* ie *"I have apple strip 1-10; who has the next strip?"*

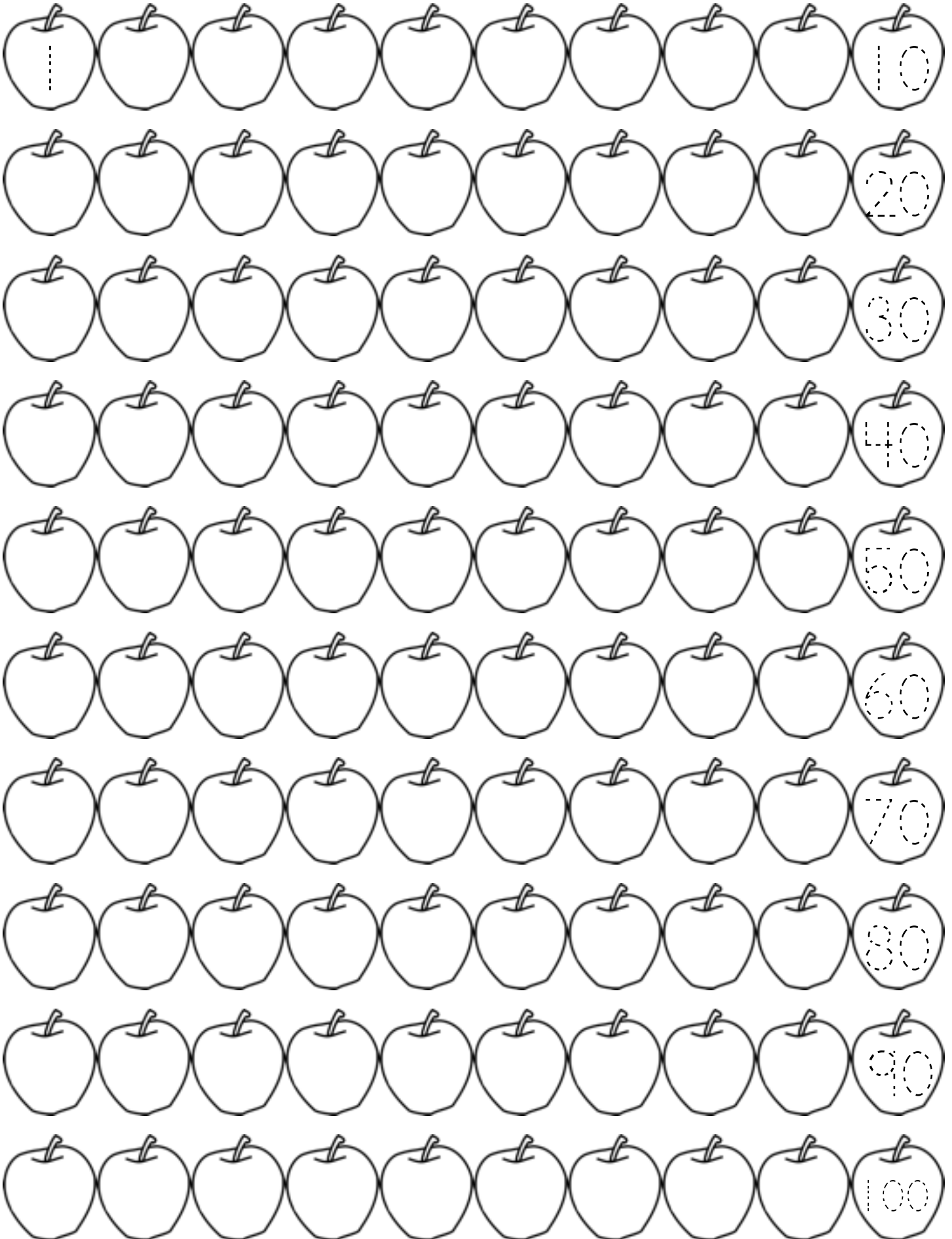
To cover yet another standard, have students take a strip out of the bag. When they are called upon, they give the number that their strip starts with and everyone starts counting +10 from that beginning number.

Have children cut the strips and then glue them into one long consecutive strip. Have them guess-timate how long their strip will be and then have students measure their strip with a ruler.


I've included a measuring data worksheet for this.

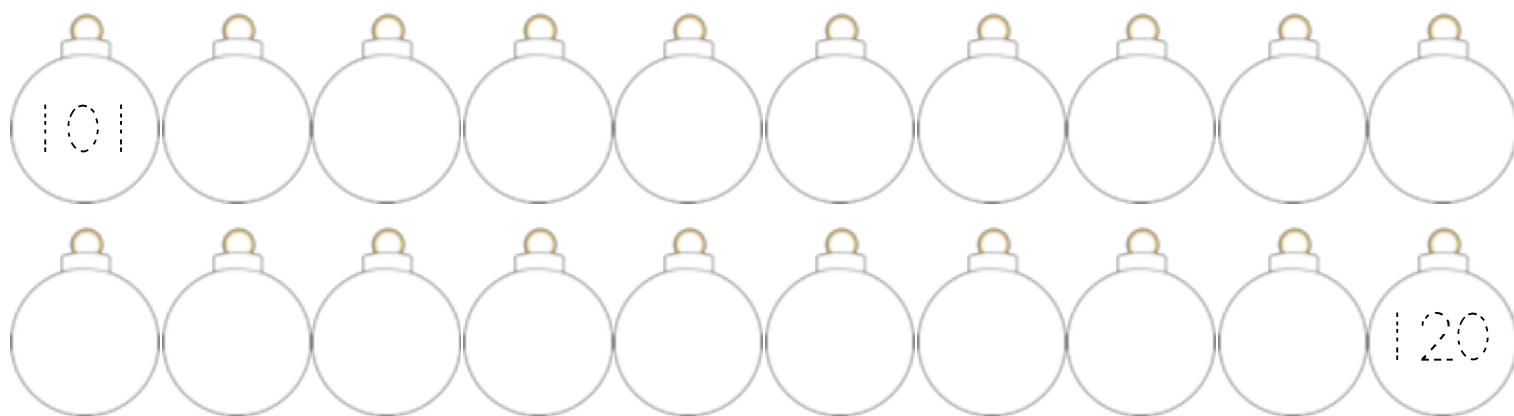



Because the last number in each line is a 10's number, have students write those in red. This will make it easy to review counting by 10's to 100 as well.

Write in the numbers from 1 to 100.



Write in the numbers from 1 to 100.







TeachWithMe.com

If your standard is counting to 120, run off these strips and have students staple them to the back of their 100 sheet.


Write in the numbers from 1 to 100.



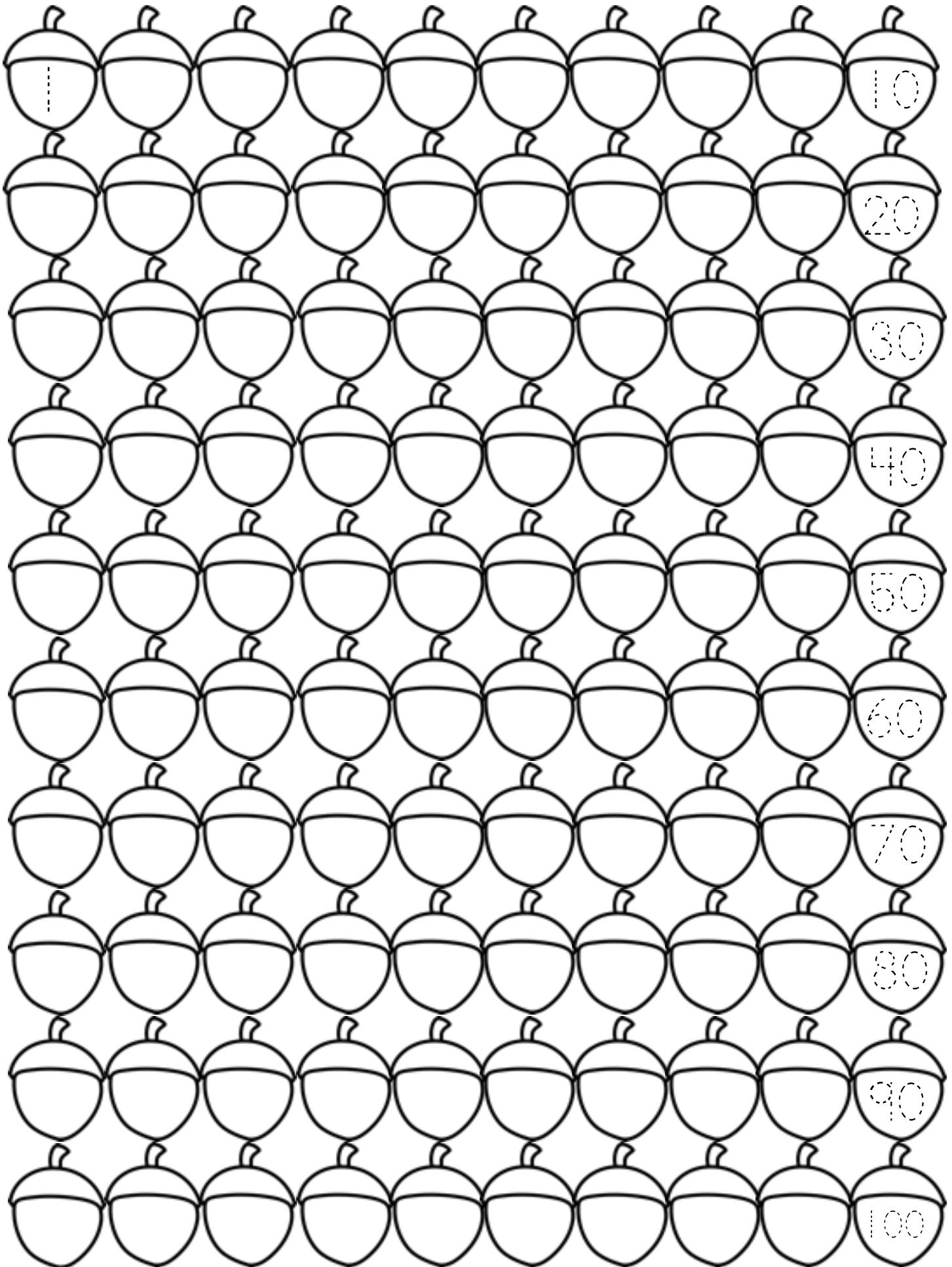
Write in the numbers from 1 to 100.




Write in the numbers from 1 to 100.




TeachWithMe.com




Write in the numbers from 1 to 100.




Write in the numbers from 1 to 100.





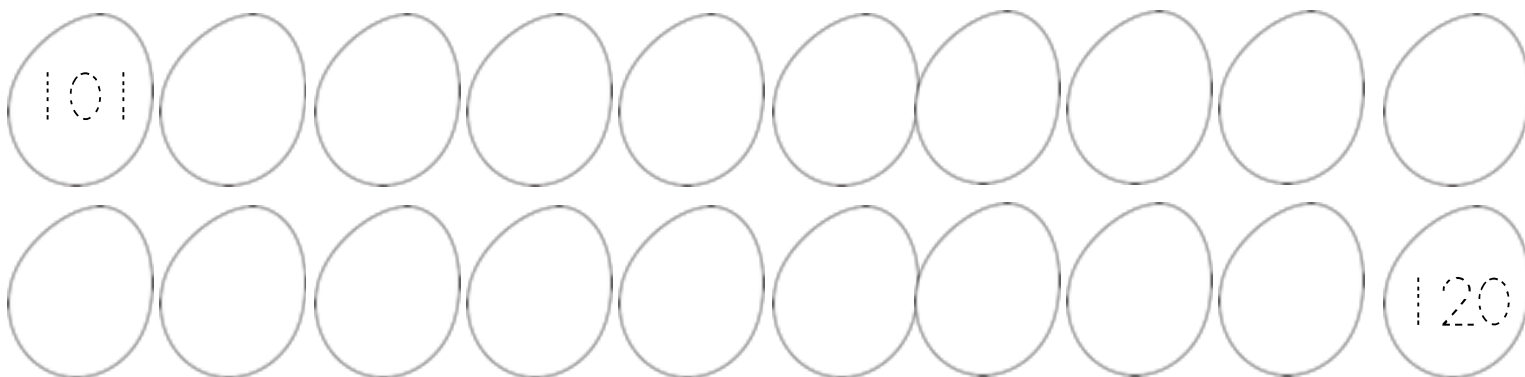
Write in the numbers from 1 to 100.



TeachWithMe.com



Run off and staple these strips if you want your students to count from 1-120



TeachWithMe.com


A 10x10 grid of heart shapes. The first heart in the first row has a vertical dashed line. The last heart in each row contains a number from 10 to 120 in increments of 10.

100

Write in the numbers from 1 to 100.















































































































A 10x10 grid of heart shapes. The first heart in each row contains a dashed number from 1 to 10. The last heart in each row contains a dashed number from 10 to 100 in increments of 10.

Write in the numbers from 1 to 100.



Write in the numbers from 1 to 100.

TeachWithMe.com


									
									
									
									
									
									
									
									
									
									
									

Write in the numbers from 1 to 100.

A 10x10 grid of 100 circles. The first circle in the top row contains a vertical dashed line, and the last circle in the bottom row contains the number 100.

[illegible]

Write in the numbers from 1 to 100.



Write in the numbers from 1 to 100.

