

©teachwithme Diane Henderson 2008



My Pilgrim Hat Shape Book

©teachwithme Diane Henderson 2008



My Pilgrim Hat Shape Book

Directions:

- ❖ WRITE your name on the cover.
- ❖ TRACE the shape.
- ❖ Use a DIFFERENT color for each "buckle".
- ❖ TRACE the word.
- ❖ TRACE the letters.
- ❖ SAY the word.
- ❖ READ and SHARE your book with your family.

Here is something that will give you a chuckle.

My pilgrim hat has a different shape for their buckle!

This is not just a piece of art.

It will show you that I'm very smart.

I know my seasons: winter-spring-summer and this is fall.


I know my shapes, and I can name them all!

There's a circle, triangle, oval, rectangle and square

You can see them here, there, and everywhere!

I'll teach you if you want me to...

Please have me read my book to you!



Directions:

- ❖ WRITE your name on the cover.
- ❖ TRACE the shape.
- ❖ Use a DIFFERENT color for each "buckle".
- ❖ TRACE the word.
- ❖ TRACE the letters.
- ❖ SAY the word.
- ❖ READ and SHARE your book with your family.

Here is something that will give you a chuckle.

My pilgrim hat has a different shape for their buckle!

This is not just a piece of art.

It will show you that I'm very smart.

I know my seasons: winter-spring-summer and this is fall.


I know my shapes, and I can name them all!

There's a circle, triangle, oval, rectangle and square


You can see them here, there, and everywhere!

I'll teach you if you want me to...

Please have me read my book to you!




S





3

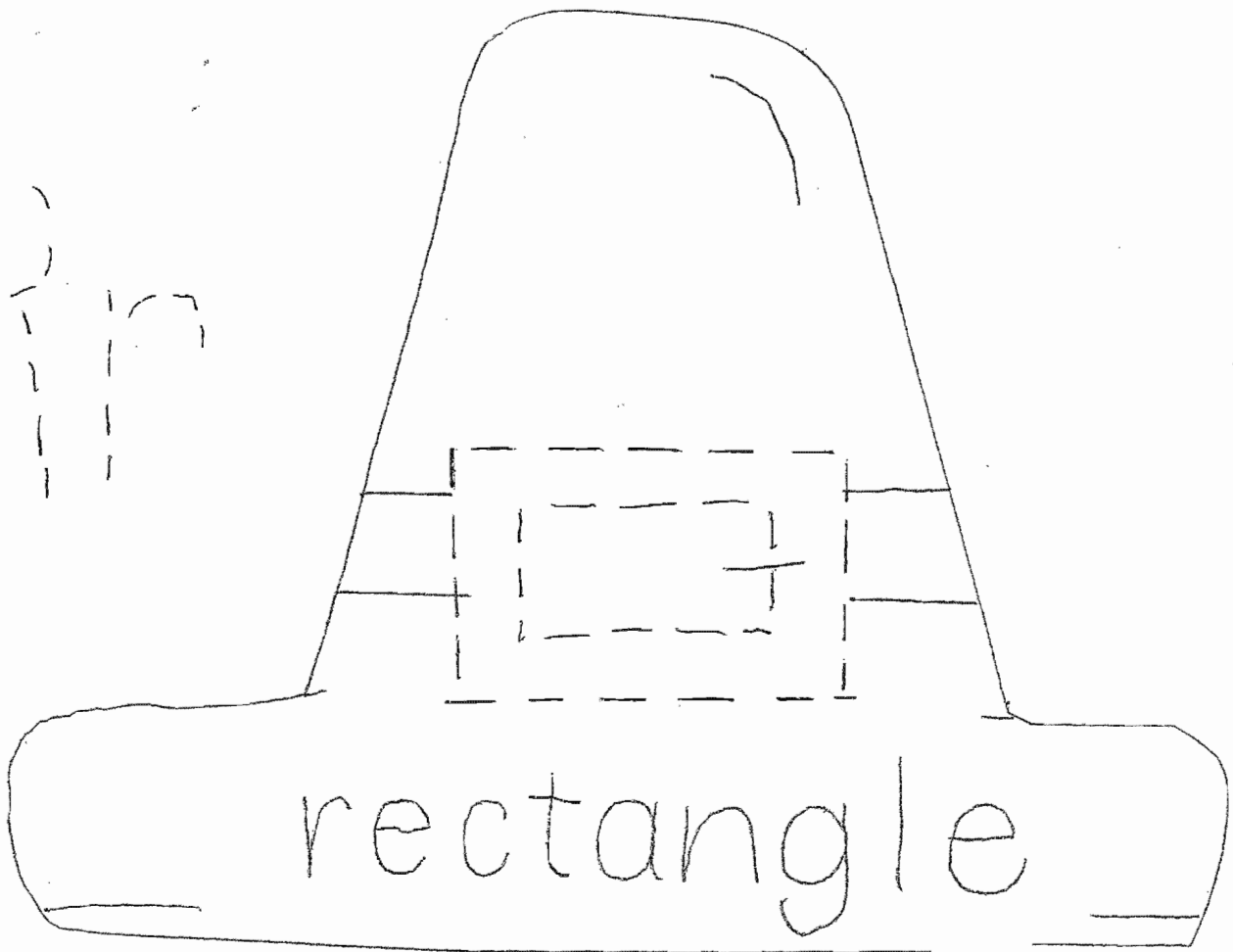
S



3



Rr



Rr

