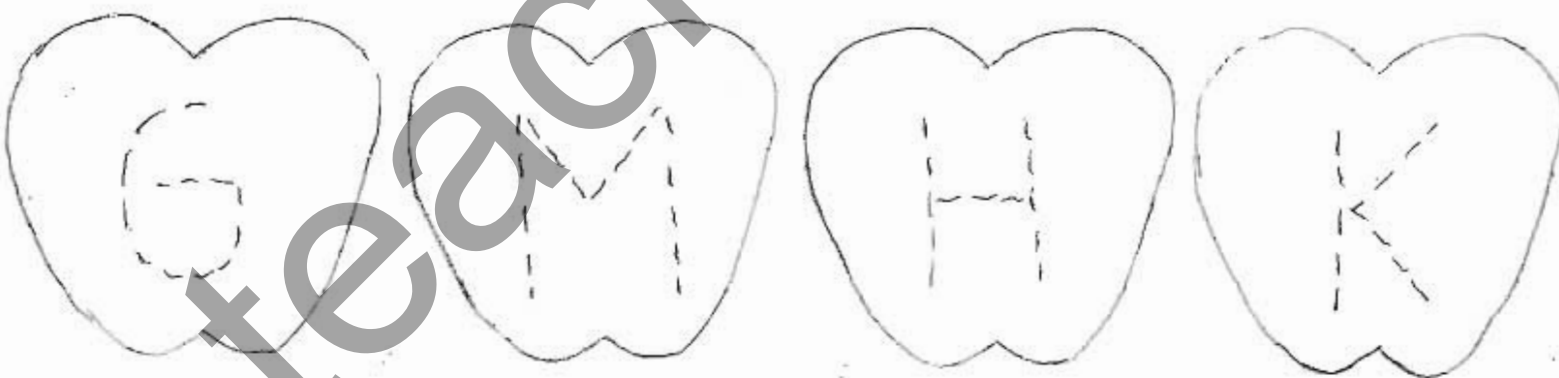
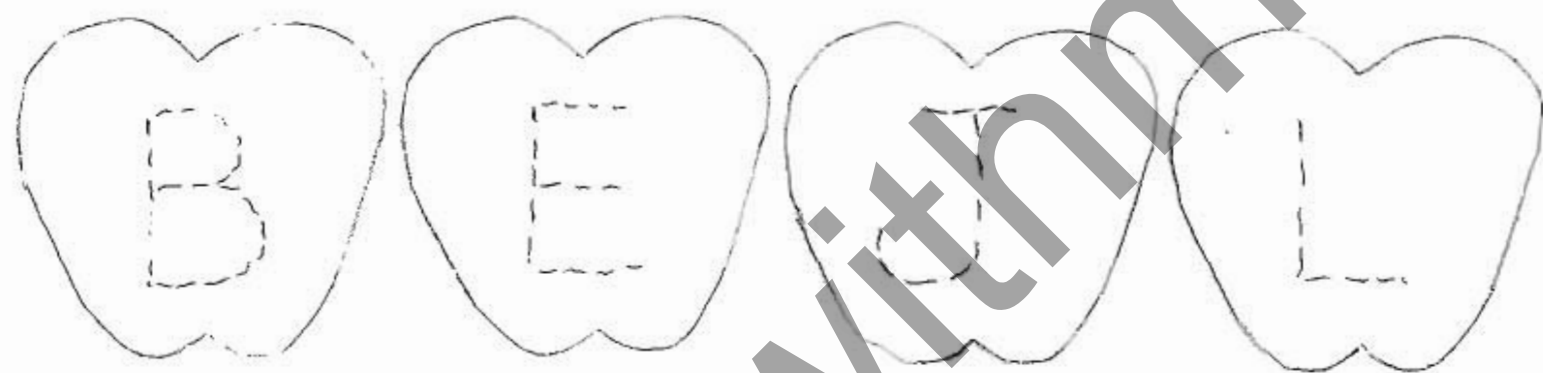
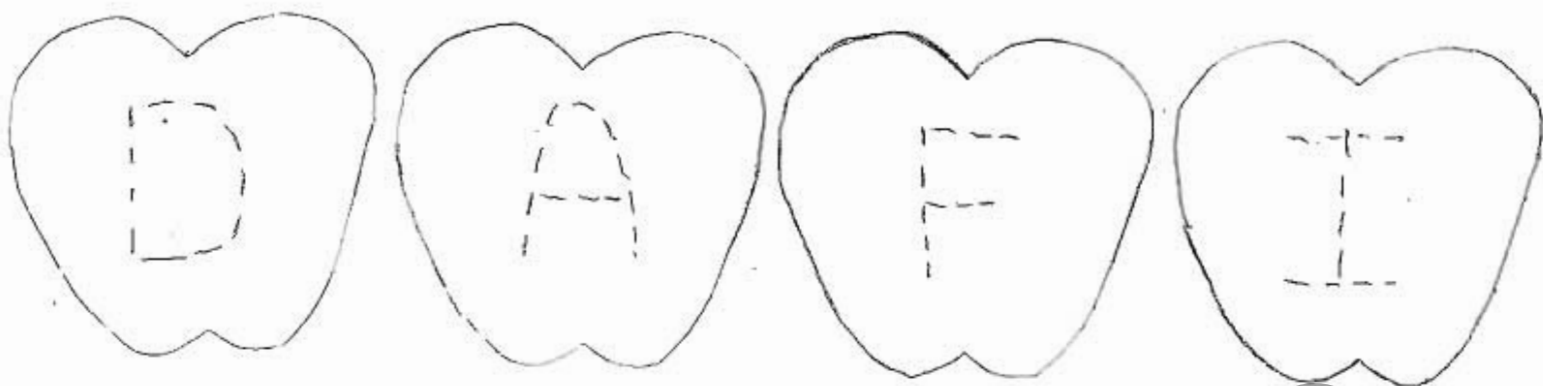


Monthly Skill Sheets
TRACE, SNIP & GLUE
Matching Upper & Lowercase Letters

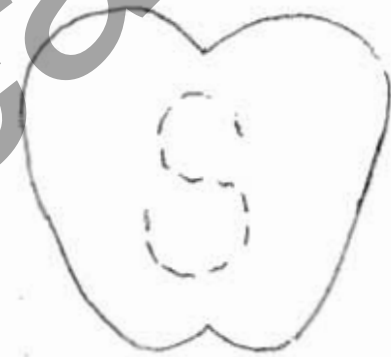
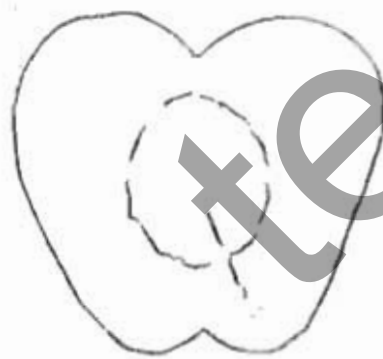
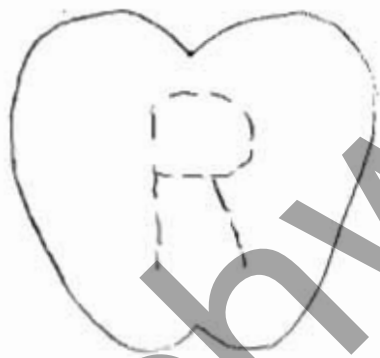

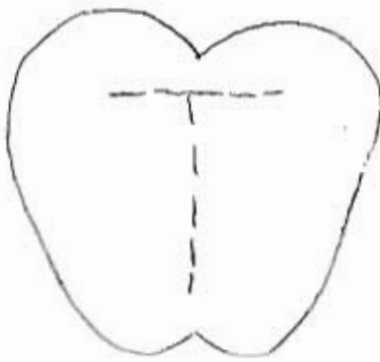
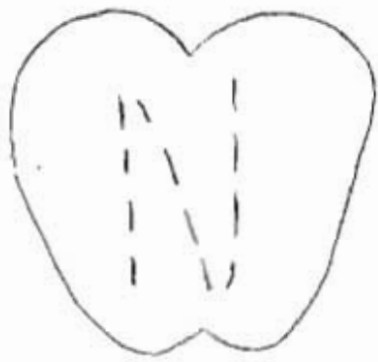
Directions for Monthly TRACE, SNIP & GLUE Matching Upper and Lowercase Letter Skill Sheets



1. Students TRACE the uppercase letters.
2. Children CUT off the bottom strip of lowercase letters.
3. Students SNIP each lowercase letter off.
4. I tell my students to do one at a time so that they don't lose them.
5. Children GLUE the lowercase letter to the matching uppercase letter.
6. In most instances this lowercase letter acts as a stem. Exceptions are for December; it is the ornament's hanger and for January it's the snowman's hat. In February it's the arrow that pierces the heart, and finally, in April it's the butterfly's thorax or body.
7. So that the lowercase "snip-its" really show up, you may want to run off copies on two different colors of paper. For example for the September apple run off on yellow and green paper. Cut off the bottom strip. Give the children with the yellow apples a strip of green stems, and the children with green apples a strip of yellow stems. Have them TRACE the letters in RED crayon and review the science fact that apples come in three colors: red, yellow and green!
8. For March and the shamrock paper, you could use light and dark green copy paper. It's just a suggestion as it does stand out nicely.
9. I also like to cut the bottom strip off with a paper cutter in the beginning of the school year, as it helps my Y5's just to have to snip all of the letters. I feel this is enough cutting for one morning.
10. If your children are just learning how to match the letters, it's a good idea to put an answer key on the board, as well as a poster or ABC border strip for them to refer to. It's sometimes hard for little ones to follow the large alphabet you may have hanging below the ceiling above the chalk board.
11. These skill sheets make a great assessment tool, or take home assignment for parents to work one-on-one with a child who may need extra review.



a	b	c	d	e	f	g	h	i	j	k	l	m
---	---	---	---	---	---	---	---	---	---	---	---	---



n o p q r s t u v w x y z

A B C D

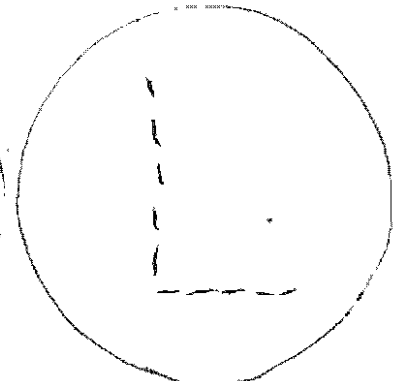

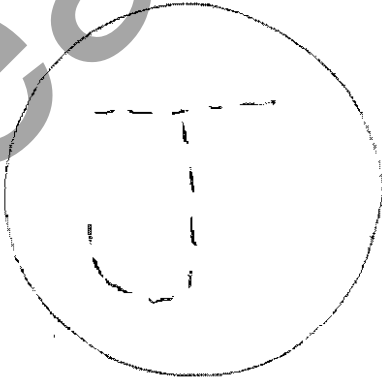
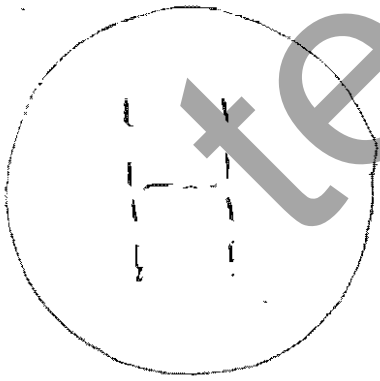
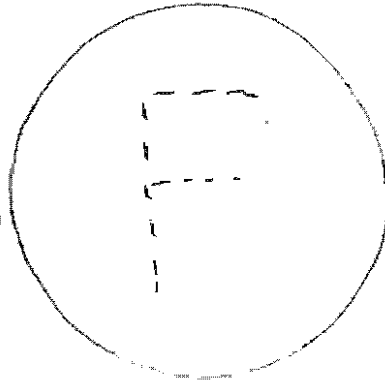

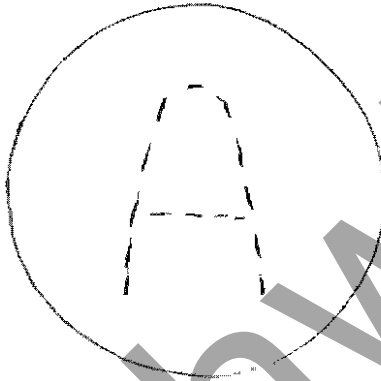
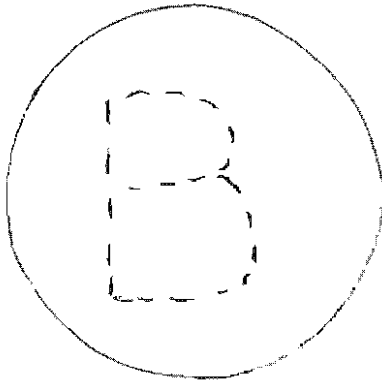
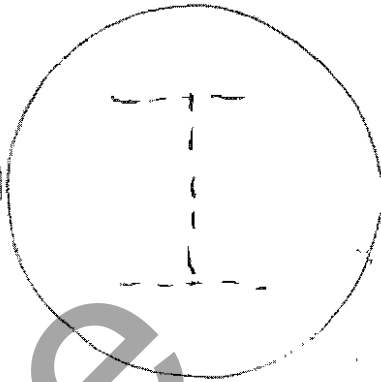
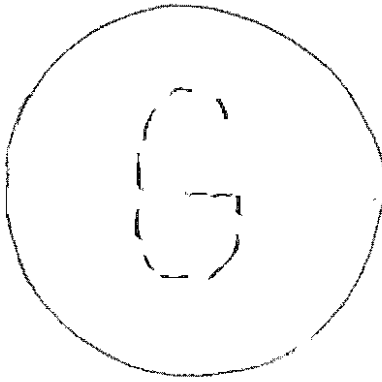
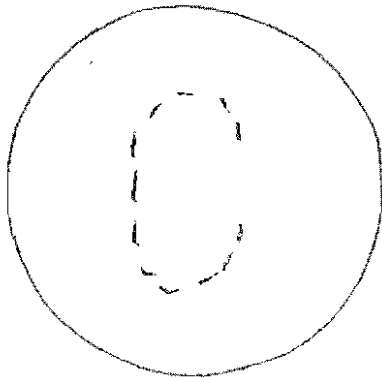
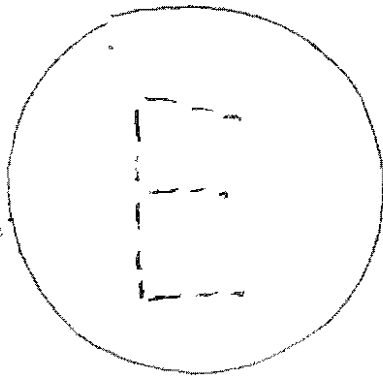
F K G J

M I H E

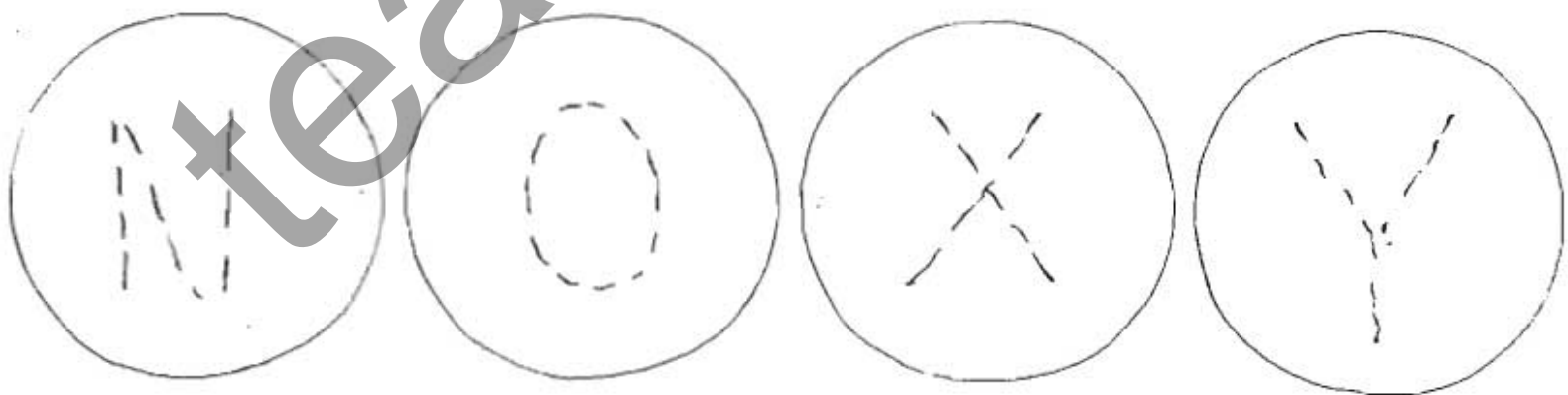

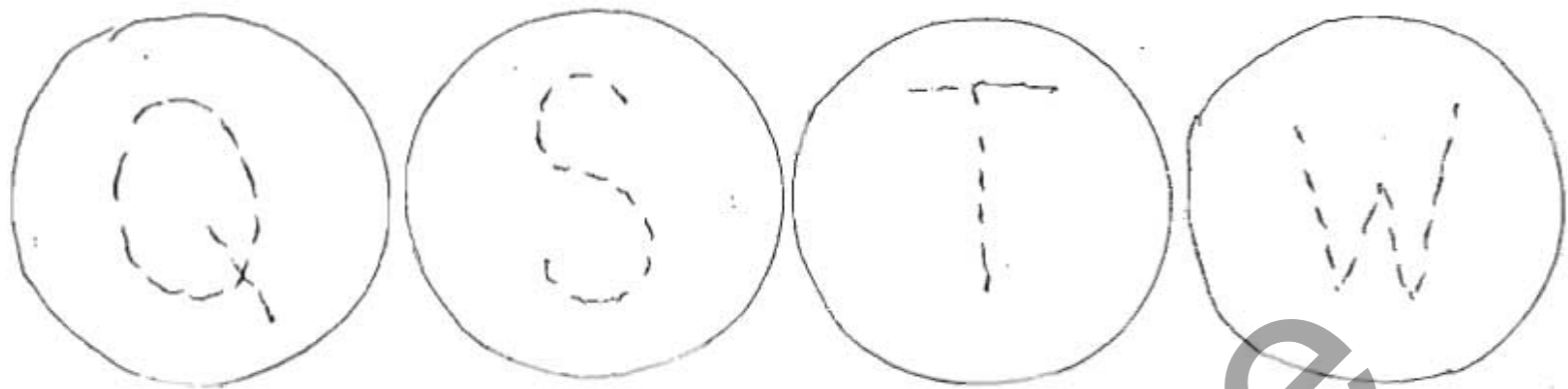
a	b	c	d	e	f	g	h	i	j	k	l	m
---	---	---	---	---	---	---	---	---	---	---	---	---



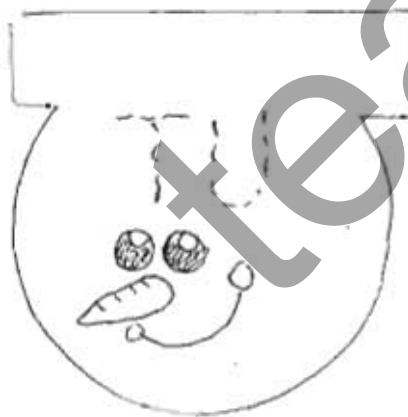
n	o	p	q	r	s	t	u	v	w	x	y	z
---	---	---	---	---	---	---	---	---	---	---	---	---




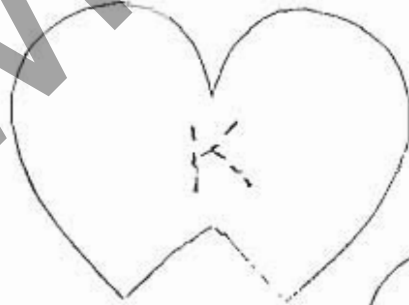








a b c d e f g h i j k l m



n	o	p	q	r	s	t	u	v	w	x	y	z	
---	---	---	---	---	---	---	---	---	---	---	---	---	--

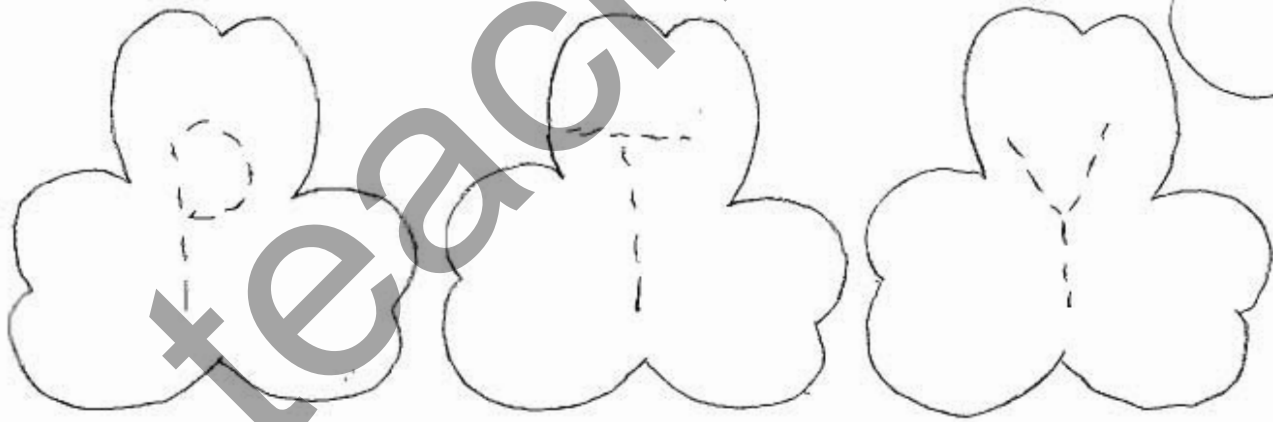



n o | p q | r s | t u | v w | x y | z




Shot Through
The Heart

a	b	c	d	e	f	g	h	i	j	k	l	m
---	---	---	---	---	---	---	---	---	---	---	---	---



n	o	p	q	r	s	t	u	v	w	x	y	z
---	---	---	---	---	---	---	---	---	---	---	---	---



n	o	p	q	r	s	t	u	v	w	x	y	z
---	---	---	---	---	---	---	---	---	---	---	---	---



a	b	c	d	e	f	g	h	i	j	k	l	m
---	---	---	---	---	---	---	---	---	---	---	---	---



I can identify
these uppercase letters.

A

J

S

B

K

T

C

L

U

D

M

V

E

N

W

F

O

X

G

P

Y

H

Q

Z

I

R



I can identify
these lowercase letters.

a	j	s
b	k	t
c	l	u
d	m	v
e	n	w
f	o	x
g	p	y
h	q	z
i	r	